



SUN BELT™
CONFERENCE

GSU

**RASHAD
RICHARDSON**
SENIOR

**MANNY
ATKINS**
SENIOR

**DEVONTA
WHITE**
SENIOR

**R.J.
HUNTER**
SOPHOMORE

2013-14 MEN'S BASKETBALL

GEORGIA STATE



GEORGIASPORTS.COM

2013-14 SCHEDULE

| | |
|--|---|
| SHORTER (EX.) MON., OCT. 28 • 7:00 P.M. |  |
| FORT VALLEY STATE (EX.) MON., NOV. 4 • 7:00 P.M. |  |
| SOUTHERN POLY SAT., NOV. 9 • 1:00 P.M. |  |
| AT VANDERBILT TUES., NOV. 12 • 8:00 P.M. |  |
| McNEESE STATE MON., NOV. 18 • 5:30 P.M. |  |
| ALABAMA/STILLMAN COLLEGE TUES., NOV. 20 • 5:30/8:00 P.M. |  |
| SEMIFINALS MON./WED., NOV. 25/27 • TBA/NEW YORK, N.Y. |  |
| CHAMPIONSHIP TUES./FRI., NOV. 26/29 • TBA/NEW YORK, N.Y. |  |
| AT FIU SAT., NOV. 30 • 5:00 P.M. |  |
| YOUNG HARRIS WED., DEC. 4 • 7:00 P.M. |  |
| AT SOUTHERN MISS SAT., DEC. 7 • 4:00 P.M. |  |
| OLD DOMINION SAT., DEC. 14 • 2:00 P.M. |  |
| GEORGIA SOUTHERN FRI., DEC. 20 • 7:00 P.M. |  |
| AT UTSA SUN., DEC. 22 • 2:00 P.M. |  |
| AT EAST CAROLINA SUN., DEC. 29 • 1:00 P.M. |  |
| TROY* THURS., JAN. 2 • 7:00 P.M. |  |
| @ SOUTH ALABAMA* (DH) SAT., JAN. 4 • 4:00 P.M. |  |

PRESEASON NIT
(HOSTS: DUKE, ALABAMA, RUTGERS, ARIZONA)

| | |
|--|---|
|  | AT WESTERN KENTUCKY* THURS., JAN. 9 • 7:00 P.M. |
|  | ARKANSAS STATE* THURS., JAN. 16 • 7:00 P.M. |
|  | UALR* (DH) SAT., JAN. 18 • 2:30 P.M. |
|  | AT LOUISIANA-LAFAYETTE* (DH) THURS., JAN. 23 • 8:15 P.M. |
|  | AT LOUISIANA-MONROE* (DH) SAT., JAN. 25 • 5:00 P.M. |
|  | SOUTH ALABAMA* THURS., JAN. 30 • 7:00 P.M. |
|  | UT ARLINGTON* (DH) SAT., FEB. 1 • 2:30 P.M. |
|  | AT UALR* THURS., FEB. 6 • TBA |
|  | TEXAS STATE* THURS., FEB. 13 • 7:00 P.M. |
|  | AT TROY* (DH) SAT., FEB. 15 • 8:30 P.M. |
|  | LOUISIANA-MONROE* THURS., FEB. 20 • 7:00 P.M. |
|  | LOUISIANA-LAFAYETTE* (DH) SAT., FEB. 22 • 2:30 P.M. |
|  | AT UT ARLINGTON* THURS., FEB. 27 • 8:30 P.M. |
|  | AT TEXAS STATE* (DH) SAT., MARCH 1 • 5:30 P.M. |
|  | AT ARKANSAS STATE* TUES., MARCH 4 • TBA |
|  | WESTERN KENTUCKY* (DH) SAT., MARCH 8 • 2:30 P.M. |
|  | SUN BELT CHAMPIONSHIP THURS.-SUN., MARCH 13-16 • NEW ORLEANS, LA. |

* SUN BELT CONFERENCE GAME; (DH) INDICATES MEN'S AND WOMEN'S DOUBLEHEADER
ALL HOME GAMES PLAYED IN GSU SPORTS ARENA - 125 DECATUR STREET, ONE BLOCK FROM STATE CAPITOL
ALL DATES AND TIMES (EASTERN) ARE SUBJECT TO CHANGE

GENERAL INFORMATION

GENERAL INFORMATION

Full name: Georgia State University
Location: Atlanta, Ga.
Founded: 1913
Enrollment: 32,000
Nickname: Panthers
Colors: Blue and White
Arena: GSU Sports Arena (3,800)
Affiliation: NCAA Division I
Conference: Sun Belt
President: Mark Becker
Director of Athletics: Cheryl L. Levick

BASKETBALL INFORMATION

2012-13 Record: 15-16, 10-8 CAA/5th
Starters Returning/Lost: 4/1
Lettermen Returning/Lost: 10/5
First Year of NCAA Basketball: 1963-64
All-Time Record: 499-868
NCAA Appearances: (2) 1991, 2001
NIT Appearances (1): 2002
CollegeInsider.com Postseason Tournament (1): 2012

The 2013-14 Georgia State University men's basketball outlook is an official publication of the Georgia State Sports Communications office. The outlook was written, designed and edited by Associate Sports Communications Director Mike Holmes. Cover design by Summit Media. Photography by Georgia State Sports Information, Paul Abell, Todd Drexler, Randy Wilson, Steven Jones and many others. Special thanks to those who assisted in this outlook goes to Jerry Trickle, Charlie Taylor, fellow SIDs and members of the Georgia State men's basketball coaching staff.

On the cover: Georgia State returning starters for the 2013-14 season, Manny Atkins, R.J. Hunter, Rashaad Richardson and Devonta White.

BASKETBALL STAFF

Basketball Office Telephone: 404.413.4050
Head Coach: Ron Hunter (Miami (Ohio), 1986)
Record at School/Years: 37-28 / 3rd Yr.
Career Record/Years: 311-247 (.557) / 20th Yr.
Associate Head Coach: Darryl LaBarrie (Georgia Tech, 2001), 3rd Yr.
Phone: (404)413-4055 • Email: dlabarrie@gsu.edu
Assistant Coach: Everick Sullivan (Louisville, 2002), 3rd Yr.
Phone: (404)413-4052 • Email: esullivan@gsu.edu
Assistant Coach: Claude Pardue (Emory, 2008), 3rd Yr.
Phone: (404)413-4053 • Email: cpardue@gsu.edu
Director of BB Operations: Nate Summers (IUPUI, 2009), 3rd Yr.
Phone: (404)413-4056 • Email: nsummers@gsu.edu
Administrative Assistant: Megan Meadows
Strength & Conditioning: Ben Lampkin
Athletic Trainer: Dinika Johnson
Graduate Assistants: Junard Hartley and Jeff Diepenbrock

WHAT'S INSIDE

| | | | |
|--------------------------------|--------|----------------------------|---------|
| Head Coach Ron Hunter | 2-3 | Honors..... | 104 |
| President | 4 | Records..... | 106 |
| Director of Athletics..... | 5 | Starting Lineups | 124 |
| Athletics Administration | 6 | Letterwinners | 126 |
| Getting to Know GSU | 7-35 | Tournament History | 128 |
| Season Preview | 36-37 | Year-by-Year Results..... | 135 |
| 2013-14 Roster..... | 38-39 | Series Results..... | 147 |
| Pronunciation Guide | 39 | Opponent Contacts..... | 155 |
| Coaching Staff..... | 41-49 | Media Information..... | 156 |
| Player Profiles | 51-78 | Radio and Television | 157 |
| 2012-13 Review | 79-101 | Sun Belt Schedule..... | 158-159 |

NCAA PRINCIPLE OF SPORTING BEHAVIOR AND ETHICAL CONDUCT

For intercollegiate athletics to promote the character development of participants, to enhance the integrity of higher education and to promote civility in society, student-athletes, coaches, and all others associated with these athletics programs and events should adhere to such fundamental values as respect, fairness, civility, honesty and responsibility. These values should be manifest not only in athletics participation, but also in the broad spectrum of activities affecting the athletics program.



HEAD COACH RON HUNTER



SAMARITAN'S FEET TRIP TO NIGERIA



ATLANTA TIP-OFF CLUB 2012 GEORGIA
COLLEGE COACH OF THE YEAR



SAMARITAN'S FEET TRIP TO SOUTH AFRICA

2012 ATLANTA TIP-OFF CLUB GEORGIA COLLEGE COACH OF THE YEAR

2003 & 2006 SUMMIT LEAGUE COACH OF THE YEAR

HONORS

- NABC Guardians of the Game Pillar Award for Service
- 2009 Giant Steps Award from the National Consortium for Academics and Sport (NCAS)
 - Minority Achievement Award from the Center for Leadership Development
- One of seven head coaches who served on the Division I Basketball Academic Enhancement Group, as appointed by late NCAA President Myles Brand
- Member of the National Basketball Coaches Association (NABC) Board of Directors
- Spokesman for Samaritan's Feet, helping collect shoes for children throughout the world



WHAT OTHERS ARE SAYING ABOUT RON HUNTER:

"Ron is one of the class individuals in the sport. Georgia State hit a home run with Ron Hunter. His unbridled enthusiasm for the job and, just as importantly, his passion for a tremendous cause will make him an instant hit in Atlanta."

--Andy Katz, ESPN.com

"I would characterize Ron Hunter as a builder with great enthusiasm. He took the IUPUI program and guided it through amazing growth, from obscurity to respectability with hard work and an upbeat approach. That was not an easy task. He worked around an environment with the Indiana, Purdue, Notre Dame and Butler basketball programs, so he was operating around a lot of tall trees at IUPUI. That will make him a great fit at Georgia State because of the similar characteristics of competition for that program. Ron's whole body of work is remarkable. Look how fast he took IUPUI to the NCAA Tournament. That is nothing short of being a Michelangelo."

--Floyd Keith, Executive Director of the Black Coaches Association

"This is an outstanding hire for Georgia State University. Ron Hunter has an established track record as a successful Division I head coach. He's a terrific recruiter and a fantastic coach. He and his family will bring a great deal to Georgia State University and the Atlanta community."

--Herb Sendek, Head Coach at Arizona State University

"Ron Hunter is really special. Georgia State is to be congratulated on a great hire. He had tremendous success at IUPUI, and his compassion and humanitarian side is so remarkable. Coach Hunter is going to bring something that will elevate Georgia State University in the consciousness of Atlanta. The community of Atlanta and the University will be taken with him and with the type of basketball program he will build."

--Jim Haney, NABC Executive Director

Ron Hunter Has Coached:

- 19 all-conference honorees
- 2 Player of the Year honorees
 - George Hill (2008)
 - Odell Bradley (2004)
- 1 Defensive Player of the Year
 - Matt Crenshaw (2004)
- 11 all-newcomer selections
- 2 Newcomers of the Year
 - Austin Montgomery (2007)
 - Robert Glenn (2009)
 - R.J. Hunter (2013)
 - Freshman All-American

Since 2003, his teams have always finished in the top half of the league standings, including runner-up finishes in 2003, 2004, 2006, 2008 and 2010.

Led teams to conference championship games five times from 2002-10.



MARK P. BECKER

GSU PRESIDENT

Since beginning his tenure as Georgia State University's seventh president in January 2009, President Mark P. Becker has provided a vision for the future of Georgia State University and led the institution into a period of marked growth and advancement.

Reflecting his vision of the urban public research university for the 21st century, the university adopted a dynamic 10-year strategic plan that has Georgia State well on its way to becoming one of the nation's premier urban research universities.

As a first generation college student who began his educational career at a community college, Becker is personally and professionally committed to ensuring that students of all economic backgrounds succeed and are given opportunities to compete on a level playing field. Under his leadership, Georgia State's graduation rate has already increased by 10 percent, and the university is becoming a national model for undergraduate education. It leads the nation in eliminating disparities in graduation rates based on race or ethnicity, and, as one of the most diverse universities in America, is first in the nation among non-profit institutions in graduating African-American students.

By promoting the achievements of the university, making it more visible locally and nationally, and demonstrating the value of a Georgia State degree, the university under Becker's leadership has set a series of university records for enrollment, graduation rates and total graduates. Becker has also placed high priority on ensuring financial support for students, and as a result need- and merit-based scholarship funds distributed by the university have tripled since his arrival.

Becker's passion for student success has been matched by his commitment to increasing multidisciplinary research and economic development as facilitated by the creation of new research centers, the Second Century Initiative—an ambitious program to hire one-hundred senior faculty members to serve in interdisciplinary research clusters, and an enhanced emphasis on the translation of faculty research into products and companies. This commitment has brought the university to new heights of research accomplishment, as reflected, for example, in new university records for sponsored research funding and federal research funding.

Being globally connected and engaged is another important component of Becker's


vision for the modern research university. Seeking to position Georgia State faculty and students to thrive in an increasingly complex and global landscape, Becker has worked with faculty leaders and international partners to enhance Georgia State's global profile. In 2010 the university partnered with Beijing Language and Culture University to establish a Confucius Institute with an emphasis on business and commerce. In 2012 the institute was named a "2012 Confucius Institute of the Year."

Becker is particularly committed to developing strong partnerships with universities in rapidly growing economies. As a result, the university is working to strengthen relationships with counterparts in Brazil, China, South Africa, South Korea and Turkey. These partners are the basis for the development of new student and faculty exchanges, study abroad programs, research collaborations, executive training initiatives, government and private sector networks, and dual-degree programs.

Becker has aggressively advanced the campus' physical development and revitalization of downtown Atlanta. This has included major additions to campus housing and dining, research and academic facilities, as well as intramural and athletics facilities. In 2010 the university added football to its athletics program, and in 2013 added sand volleyball and moved to the Sun Belt Conference to advance into the Division I – FBS level of NCAA competition.

Throughout his career Becker has served on boards and committees of civic, government and professional bodies. He serves, for example, on the boards of the Coalition of Urban Serving Universities, World Affairs Council of Atlanta, Georgia Chamber of Commerce, Georgia Aquarium, Georgia Research Alliance, Woodruff Arts Center, and the Atlanta Committee for Progress. He also serves on the executive committees of the Metro Atlanta Chamber of Commerce, Atlanta Regional Council for Higher Education (Chair) and Central Atlanta Progress.

Trained as a statistician, Becker has had a distinguished career in biostatistics and public



health sciences. For most of his professorial career he was a member of the faculty in the Department of Biostatistics at the University of Michigan, where he also held appointments in the Institute for Social Research, and the Department of Statistics. He was made a Fellow of the American Statistical Association, and the American Association for the Advancement of Science. Becker has been principal investigator on research grants from the National Institutes of Health and the National Science Foundation. He has published extensively in leading journals, and his doctoral students have gone on to successful careers in leading higher education institutions and with multinational companies. Becker served on multiple editorial boards, was co-editor of Sociological Methodology, and was a guest editor for Sociological Methods and Research and for the Journal of the American Statistical Association.

Prior to his appointment as president of Georgia State, Becker was executive vice president for academic affairs and provost at the University of South Carolina and dean of the School of Public Health and assistant vice president of Public Health Preparedness and Emergency Response at the University of Minnesota. From 1989 to 2000, Becker was a professor in the University of Michigan's School of Public Health, where he also was associate dean for academic affairs. He has held academic appointments at the University of Washington, the University of Florida and Cornell University.

Becker attended Harford (Md.) Community College, earned his bachelor's degree in mathematics from Towson State University in 1980 and his Ph.D. degree in statistics from the Pennsylvania State University in 1985. Becker grew up in Havre de Grace, Md., near Baltimore. He and his wife, Laura Voisinnet, have two adult children, Matthew and Julia.

CHERYL L. LEVICK

DIRECTOR OF ATHLETICS

A highly respected administrator with over two decades of experience guiding programs to the highest level of NCAA play, Cheryl L. Levick has successfully combined athletic and educational opportunities for students since the start of her career in collegiate athletics.



As Georgia State's Director of Athletics, Levick has helped boost the Panthers' visibility on the national stage in multiple sports while adhering to the athletic department's mission statement of shaping champions for today and leaders for tomorrow.

The transformation of the Panther Athletics Department has been remarkable. Each program has been enhanced or in the case of football, built from scratch. Now it competes at the FBS level. To make that jump, Levick hired Trent Miles away from his alma mater in December 2012 after he constructed an impressive – if not improbable – turnaround at Indiana State.

Miles was not the first high-level coaching hire Levick successfully maneuvered for the Panthers as she also plucked Ron Hunter out of the state of Indiana in 2011. He quickly revitalized Georgia State basketball with its first post-season berth in a decade in his first year, and now has the Panthers picked among the Sun Belt leaders prior to the 2013-14 campaign.

The significant imprint Levick has created at GSU can be seen across the entire athletic department. She has put Georgia State in position to compete for Sun Belt Conference titles in 2013-14. Last year, GSU squads won two SBC team crowns to put the conference on notice that the Panthers are not just moving up, but they are ready to win from the start.

Her leadership is evident to her peers, who have chosen her to serve in key positions on the Executive Committee of the Division IA Athletic Director's Association and Sun Belt's

Football Committee.

Levick's tenure in sport-crazy Atlanta has been marked by significant upgrades in facilities and fundraising. Annual giving to the Panther Athletic Club (PAC) has steadily increased by more than tenfold, and the three largest gifts in the history of GSU athletics have been secured. Construction projects have included the GSU Football Practice Complex, new facilities for strength and conditioning and sports medicine, and upgrades to every venue used by the Panthers.

Arguably the most impressive project to date is the state-of-the-art facility for sand volleyball, the Panthers' most recent sport addition. It was finished in time for the inaugural season in 2013, and is part of the ambitious Athletics Master Facilities Plan that Levick developed to address needs for every sport.

Continuous success has been seen in the classroom as Georgia State student-athletes have excelled in recent years. Together, Panther student-athletes have recorded a cumulative grade-point average above 3.0 for 10 consecutive semesters while completing more than 5,000 hours of community service annually.

Levick has been a significant proponent of providing opportunities for women in college sports. She started the Women, Sports and Power Luncheon to raise money for women's sports by female donors, an event that has been successful at each of her previous stops as athletic director. The event helped raise \$50,000 for GSU women's teams in 2013.

In 2011, Levick was named a "Game

Changer" among women in sports business by the SportsBusiness Journal, and she was twice (1998 and 1999) named one of the nation's Top 25 Female Sports Executives by Street & Smith's SportsBusiness Journal. The National Association of Collegiate Women Athletic Administrators (NACWAA) also named her Division I Athletic Administrator of the Year in 2001.

Levick came to Georgia State from Maryland, where she served as chief of staff/executive senior athletic director while overseeing the day-to-day management of the 27-sport program. That came after serving three years (2004-07) as director of athletics at Saint Louis, where she led the Billikens' transition to the Atlantic 10 Conference and was the lead fundraiser for an \$80 million on-campus arena and practice complex.

In four years (2000-04) as director of athletics and recreation at Santa Clara, Levick oversaw a major renovation of the school's basketball arena and saw the Broncos' women's soccer team capture the 2001 national championship. It is still the only NCAA team title in school history.

Levick spent 12 years at Stanford as senior associate athletic director and senior woman administrator. She was the primary administrator for 33 varsity programs that won 44 national championships and helped Stanford to six straight Sears Cup titles. She also served as assistant commissioner of the Pac-10 Conference, assistant director of communications and women's programs at the NCAA, women's gymnastics coach and associate athletic director at Slippery Rock, and assistant gymnastics coach and synchronized swim coach at Indiana. Levick began her career at Pattonville Senior High School in St. Louis, Mo., coaching gymnastics and women's track.

Levick is a 1974 graduate of Missouri, and holds a master's degree in athletic administration from Indiana. She has two daughters: Heather and husband Michael Klass with grandson Brady born in July 2013; and Melissa and husband Jason Lake.



THE LEVICK FAMILY: (from left) Michael Klass, Heather, Melissa, Jason Lake, Cheryl


ATHLETICS STAFF



GEORGE PIERCE
*Faculty Athletics
Representative*



JAMIE BOGGS
*Exec. Senior Associate AD -
COO / SWA*



TODD REESER
*Exec. Senior Associate AD -
Development & Sport Services*



ROB CLARK
*Senior Associate AD -
Development*



ISAAC FULLARD
*Senior Associate AD -
External Affairs*



JOHN PORTLAND
*Senior Associate AD -
Internal Operations*



BOB MURPHY
*Associate AD -
Sports Medicine & Nutrition*



JERRY TRICKIE
*Associate AD - Strategic
Communications & P.R.*



KEVIN WHITE
*Associate AD -
Business*



MISTY BROWN
*Assistant AD -
Development & Special Events*



ALLISON GEORGE
*Assistant AD -
Communications*



MATT NEWHOUSE
*Assistant AD -
Marketing*



ERIC PAZ
*Assistant AD -
Compliance*



BEN POLLARD
*Assistant AD - Speed,
Strength & Conditioning*



AWILDA RAGLAND
*Assistant AD -
Human Resources*



CHARLIE TAYLOR
*Assistant AD -
Communications*



STEVE WOJCIKOWSKI
*Assistant AD -
Facilities & Operations*

SUN BELT CONFERENCE

After more than a year's worth of anticipation, the wait is finally over. On July 1, 2013, the Georgia State Athletic Department officially became a full member of the Sun Belt Conference and will now compete for championships in 14 league-sponsored sports starting this fall.

"We look forward to playing a leadership role in the Sun Belt Conference and our teams competing for Sun Belt titles and postseason berths," Director of Athletics Cheryl L. Levick said. "It really is a tremendous day in Georgia State sports history."

GSU's move onto a national stage in all sports officially began on April 9, 2012. At a press conference inside the Georgia Dome, Sun Belt Conference officials joined Georgia State President Mark Becker and Levick at the public announcement of the Panthers' impending conference move.

A feasibility study begun in the fall of 2011 concluded the Panthers were well positioned to make the jump to the FBS level and that the Sun Belt would be an ideal fit. The rest has been history. The move now allows GSU to build on regional rivalries with several schools within driving distance, while also showcasing its talented teams to the country.

It is a return home of sorts for Georgia State, which was a founding member of the Sun Belt Conference in 1976. At that time, the league consisted of six universities playing across four men's sports – basketball, soccer, tennis and golf.

Today, the Sun Belt Conference sponsors 18 sports, including 14 that the Panthers will vie for conference titles. On the men's side, GSU will compete in baseball, basketball, football, golf and tennis, while women's sports include basketball, golf, cross country, soccer, softball, indoor track and field, outdoor track and field and court volleyball. GSU has also announced plans to add women's swimming and diving, another Sun Belt-sponsored sport.

The Panthers already own two Sun Belt Conference titles in the past year. Ten individual sports were accepted into the league for 2012-13, giving the women's cross country and men's tennis teams a leg up on collecting hardware. Each squad won the Sun Belt title and helped Georgia State finish ahead of two SBC schools in the 2012-13 Vic Bubas Cup standings (an all sports trophy) despite competing in only half of the league's sports.




SUN BELT PRESS CONFERENCE, APRIL 9, 2012

THIS IS GEORGIA STATE MEN'S BASKETBALL

PANTHER TRADITION

2001 NCAA TOURNAMENT

TAAC
Champions



MEN'S
BASKETBALL

2002 National Invitation Tournament

NCAA

NIT

1990-91, 2000-01

2001-2002

TAAC

Champions

1991

NCAA

TOURNAMENT

2012 CollegeInsider.com
Postseason Tournament

NCAA



PANTHER TRADITION



GEORGIA STATE'S CONFERENCE TITLES

| | |
|---------|---------------------------------------|
| 1990-91 | TAAC Tournament |
| 1999-00 | TAAC Regular Season (Co-Champions) |
| 2000-01 | TAAC Regular Season |
| 2000-01 | TAAC Tournament |
| 2001-02 | A-Sun Regular Season |

Hello Cinderella

Hampton, Georgia State win shockers



NCAA Tournament
win over Wisconsin, 50-49

School-Record
29 Wins in 2001

Four 20-Win Seasons
Since 2001



Back-to-Back Postseason Berths with 2001
NCAA Tournament and 2002 NIT

Won or Shared First-Place in Conference
Three Straight Years (2000-01-02)

25-Game Homecourt
Winning Streak (2000-02)

THIS IS GEORGIA STATE MEN'S BASKETBALL

786 WINS



THE LEFTY LEDGER

Davidson, 1960-69

Record: 176-65 (9 years)

Maryland, 1969-86

Record: 348-159 (17 years)

James Madison, 1989-97

Record: 159-111 (8 years)

GEORGIA STATE, 1997-2003

Record: 103-59 (6 years)

Lefty's LEGACY

*The head coach at Georgia State from 1997-2003,
Charles "Lefty" Driesell is one of the winningest
coaches in college basketball history*

Ranks ninth all-time in NCAA Division I wins

The first coach in NCAA history to win
100 games at four different schools

Inducted into the National Collegiate
Basketball Hall of Fame in 2007

Record of 786-394 from 1960-2003

Led four schools (Davidson, Maryland,
James Madison and Georgia State)
to the NCAA Tournament

Recorded 22 20-win seasons

Won 21 conference titles

Earned 21 postseason bids

MOST NCAA DIVISION I WINS

957 Mike Krzyzewski

920 Jim Boeheim

902 Bob Knight

879 Dean Smith

876 Adolph Rupp

873 Jim Calhoun

830 Jim Phelan


804 Eddie Sutton

786 LEFTY DRISELL



Driesell Court

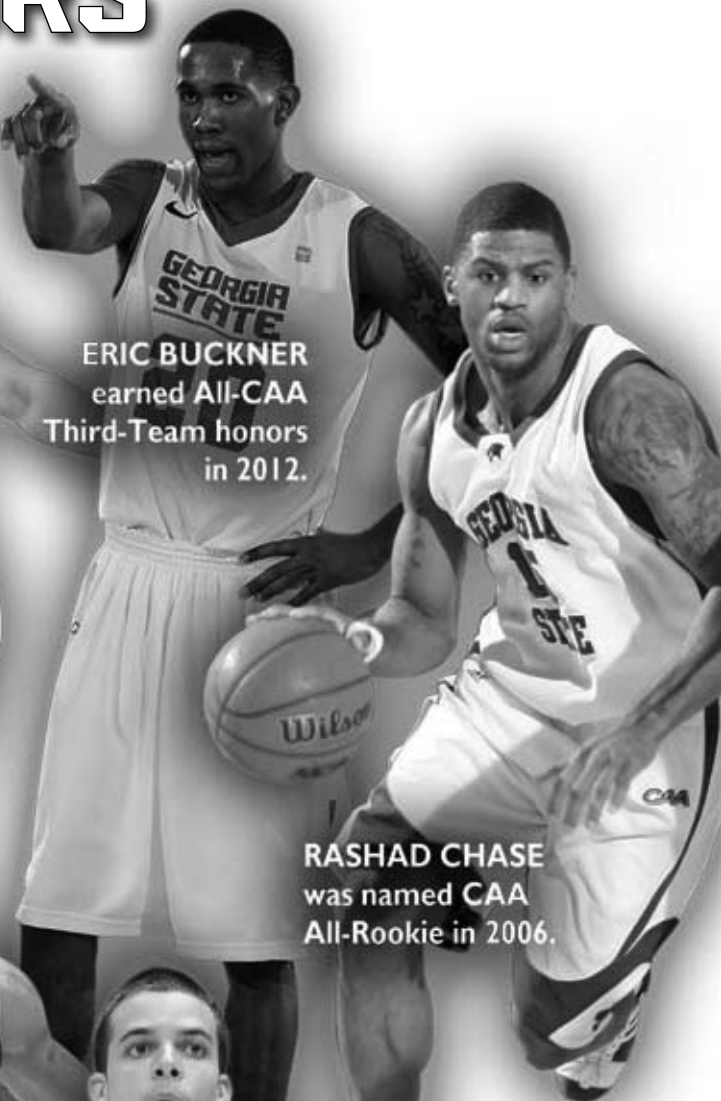
PANTHER HONORS



JIHAD ALI earned the CAA's prestigious Dean Ehlers Leadership Award in 2012 and became GSU's first two-time CAA All-Academic honoree in 2012.



ERIC BUCKNER earned All-CAA Third-Team honors in 2012.



RASHAD CHASE was named CAA All-Rookie in 2006.



LEONARD MENDEZ became Georgia State's first All-CAA selection in 2008.




JOE DUKES earned All-CAA honors in 2009 and 2010.




R.J. HUNTER earned All-CAA First-Team honors in 2013.



GEORGIA STATE'S RETIRED JERSEYS




THOMAS TERRELL (above)
and SHERNARD LONG
won back-to-back
conference MVP awards.



JIM ADAMS,
Academic
All-America, 1966



NATE WILLIAMS was one of
three straight Panthers to win
the conference scoring title from
2001-03. The two-time
All-Atlantic Sun selection is
enjoying a pro career overseas.



ALL-AMERICA

SHERNARD LONG
2001



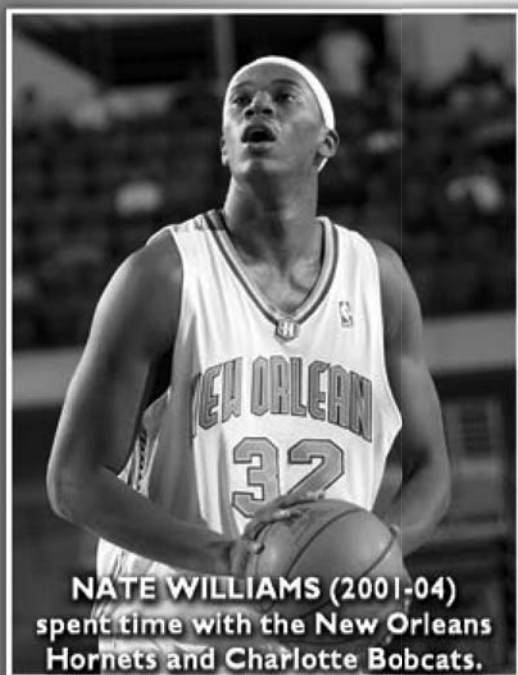
THOMAS TERRELL
2002



FRESHMAN ALL-AMERICA

R.J. HUNTER
2013

PANTHERS IN THE PROS



NATE WILLIAMS (2001-04)
spent time with the New Orleans
Hornets and Charlotte Bobcats.
He now plays in Europe.

BRAD STRICKER

played with the
Denver Nuggets
in the 2007-08
preseason.

IN THE NBA

GEORGE PENDLETON (1975-77)

Drafted by Indiana Pacers, 1977 (4th)

JOE BROWN (1981-83)

Drafted by Cleveland Cavaliers, 1983 (9th)

LANARD COPELAND (1985-89)

Philadelphia 76ers, 1989-90

Los Angeles Clippers, 1991-92

NATE WILLIAMS (2001-04)

New Orleans Hornets, 2005-06 (preseason)

Charlotte Bobcats, 2006 (summer league)


LAMONT MCINTOSH (2000-04)

Atlanta Hawks, 2005 (summer league)


BRAD STRICKER (1998-99)

Denver Nuggets, 2007-08 (preseason)

San Antonio Spurs, 2008-09 (summer league)



LAMONT McINTOSH
Germany - S.Oliver Baskets



HERMAN FAVORS
Canada - Moncton Miracles



THOMAS TERRELL
was a top player in Spain and France before now playing for Trouville in Uruguay.



OUSMAN KRUBALLY



LEONARD MENDEZ



TREY HAMPTON



ERIC BUCKNER

Recent GSU graduates **TREY HAMPTON** (Finland) and **OUSMAN KRUBALLY** (Holland) played in Europe last year. **LEONARD MENDEZ** was in Uruguay last season, while **ERIC BUCKNER** will play in Turkey once again this year.

LANARD COPELAND

The former Panther enjoyed a 17-year professional career in the Australian National Basketball League. He is the fifth-leading scorer in league history and a three-time all-star.





SPORTS ARENA

Located in the heart of downtown Atlanta, the Georgia State Sports Arena has been the home of Panther basketball since 1973, offering a first-class facility for GSU student-athletes and fans.

The Sports Arena court is named for legendary head coach Charles "Lefty" Driesell.

The Georgia State Sports Arena was the site of the ESPN Slam Dunk Contest and Three-Point Shootout during the NCAA Men's Basketball Final Four in both 2002 and 2007.

The facility also served as the venue for the badminton competition at the 1996 Centennial Olympic Games in Atlanta.

The home of Georgia State basketball since 1973, the facility has received numerous upgrades in the last few years, including a video board, a new floor and escalator. New student seating has also been added in both end zones.



The Panthers have hosted many top opponents at the Sports Arena, including Georgia Tech and Florida State in recent years.

HOME OF THE PANTHERS



ATLANTA

Atlanta is integral to Georgia State's educational experience. Students and faculty are part of a living laboratory where they study and create solutions for the challenges of the 21st century.

The metropolitan Atlanta area is home to more than five million people and the world's busiest airport.

GSU students benefit from resources for research, access to prominent leaders and thinkers, and proximity to internships, jobs and service related to their field of study. Students intern at Fortune 500 companies, national non-profits, government agencies and federal and state courts.

More Georgia executives hold advanced degrees from the Robinson College of Business than from any other school in the Southeast.



Some of the many attractions within minutes of the Georgia State campus:

- Georgia Aquarium
- Centennial Olympic Park
- Georgia Dome
- Philips Arena
- Martin Luther King Jr. Center
- CNN Center
- State Capitol
- Turner Field
- World of Coca Cola
- Carter Presidential Library
- College Football Hall of Fame (open in 2014)



GEORGIA STATE UNIVERSITY

Georgia State University is a leading urban research university, educating Georgia's most diverse student population.

With an enrollment of more than 32,000 students, it is the second largest institution in the University System of Georgia. Students arrive from every county in Georgia, every state in the nation and more than 150 countries.

Georgia State offers educational opportunities for traditional and nontraditional students at both the graduate and undergraduate levels by blending the best of theoretical and applied inquiry, scholarly and professional pursuits, and scientific and artistic expression.

With strong disciplinary-based departments and a wide array of problem-oriented interdisciplinary programs, the goal of the university is to develop, transmit, and utilize knowledge in order to provide access to quality education for diverse groups of students, to educate leaders for the State of Georgia and the nation, and to prepare citizens for lifelong learning in a global society.

Georgia State was founded in 1913 and celebrates its Centennial in 2013. The university offers 250 degree programs in 100 fields of study at the bachelor's, master's, specialist and doctoral levels through eight colleges: the Andrew Young School of Policy Studies, the Byrdine F. Lewis School of Nursing and Health Professions, the College of Arts and Sciences, the College of Education, the College of Law, the Honors College, the Institute of Public Health, and the J. Mack Robinson College of Business.



One of the most diverse universities in America, Georgia State is first in the nation among non-profit institutions in graduating African-American students.

Georgia State has over 50 nationally and internationally ranked programs, including these top U.S. programs:

- No. 1 Best Value Law School
- No. 2 Best Health Law Program
- No. 2 Best JD/MA in Philosophy
- No. 4 Best Program in Public Finance and Budgeting
- No. 4 Best Risk Management and Insurance Program
- No. 8 Best Computer Information Systems Program
- No. 10 Best Real Estate Program
- No. 12 Best Program in City Management and Urban Policy
- No. 12 Best Program in Nonprofit Management
- No. 13 Best Hospitality Program



CAMPUS HOUSING

The Georgia State University campus features some of the finest housing facilities in the nation. On-campus housing continues to grow, and more than 4,000 GSU students now live on campus.

The University Commons, opened in 2007, is a 4.2-acre complex of four buildings surrounding a landscaped courtyard. All units come with fully-equipped kitchens, furnished bedrooms and spacious living areas.

During the fall of 2009, Patton Hall opened to provide suite-style for 325 residents, including an on-site dining facility.

In 2010, GSU opened its first Greek housing, which consists of nine fraternities and sororities housed in three-story townhomes.

Opened in 2011, the Piedmont North Complex houses approximately 1,100 residents and offers a traditional residence hall lifestyle with all the amenities one would expect from a premier housing program, including a dining facility.

The University Lofts, opened in 2002, contain fully-furnished, loft-style apartments that blend urban style with modern features.

All residence halls feature a full range of amenities including study and community lounge areas, laundry facilities, 24/7 security patrols, on-site or nearby parking and more.

UNIVERSITY COMMONS

NO. 1 IN THE NATION

Georgia State University's residence halls have been ranked No. 1 in the nation by Dormsplash.com.

UNIVERSITY LOFTS



PIEDMONT NORTH



PATTON HALL



GREEK HOUSING



SPEED, STRENGTH & CONDITIONING

Een Lampkin, an Assistant Strength and Conditioning Coach, possesses a wealth of experience and works directly with the men's basketball program. Among his specialties is making sure that the student-athletes are trained properly to get the most out of their games.

The Panthers train in a 3,000-square foot facility that features state-of-the-art equipment.



SPORTS MEDICINE

Dinika Johnson, Head Athletic Trainer, works with the Georgia State men's basketball student-athletes in the prevention and treatment of injuries. Among her goals is to make sure team team is properly stretching and eating healthy to allow them to be in peak condition when competing on the court.

Panther student-athletes benefit from outstanding sports medicine facilities at all venues.



ATHLETICS MASTER FACILITIES PLAN

An institution on the rise, Georgia State University has a tradition of progress that is reflected in its rising stature, growing campus and broadening influence.

The Georgia State Athletics Master Facilities Plan is a blueprint for success and growth for GSU Athletics that will allow every Panther program to compete at the highest level.

By building top-notch venues for every sport, Georgia State can recruit the best student-athletes and help them develop into champions. These new facilities will also enhance the game day experience for students, alumni and fans.



The centerpiece of the Athletics Master Plan is the transformation of the GSU Sports Arena (left), the home of Panther basketball and volleyball as well as the athletics offices.

The Sand Volleyball Complex (far right), opened in 2013. The Master Plan also includes new venues for baseball (right), softball, soccer and court volleyball.



LOCKER ROOM

The Panthers moved into a new, state-of-the-art locker room this fall, giving the team all of the comforts of home.

The area, located on the third floor of the GSU Sports Arena, features a full locker room, meeting room, lounge and much more.

Team members will be able to watch video of opposing teams on multiple televisions or relax between classes. They can also use a pair of computers in the lounge area.

There is also a full locker room for coaches and support staff.



"This new locker room shows the commitment that Georgia State has to our basketball program," said head coach Ron Hunter. "We now have a state-of-the-art area for our team to prepare as we return to the Sun Belt."



COMMUNITY OUTREACH



COMMUNITY OUTREACH

is an essential component of the Georgia State program.

Panther student-athletes volunteer for a wide range of programs and organizations, including Samaritan's Feet, Make-A-Wish, Habitat for Humanity, Boys & Girls Club, the Salvation Army, local elementary schools and many others.



5,000 HOURS



SAMARITAN'S FEET

Head coach Ron Hunter has coached a game barefoot each of the last five years to raise awareness for Samaritan's Feet. The Panthers wore special orange jerseys in Jan. 2012 to raise awareness and then auctioned the jerseys with the proceeds going to Samaritan's Feet. Hunter traveled to Nigeria in 2011 and took the team to South Africa in 2012 to help distribute shoes.



MEDIA EXPOSURE



Georgia State played on TV seven times last season. The Panthers have had 13 televised games since coach Hunter's arrival. Located in one of the nation's largest media markets, exposure comes to the program on a daily basis.



The Atlanta Hawks, Falcons
and Braves all play just
minutes from the Georgia
State campus.



Atlanta hosts many major sporting
events, including the Super Bowl,
the NBA All-Star Game, and the
1996 Centennial Olympic Games.

SPORTS IN ATLANTA

Atlanta has hosted 21
NCAA Basketball
Tournaments,
including the Men's
Final Four in 1977,
2002, 2007 and 2013.



STUDENT-ATHLETE DEVELOPMENT

Georgia State University is committed to providing educational, personal and community development that will enhance the quality of the student-athlete experience.

Georgia State's Student-Athlete Development department became just the second in the nation to be certified at the highest level by the National Association of Academic Advisors for Athletics.

The Georgia State program has multiple study halls located on campus, allowing student-athletes easy accesses to computer labs and tutors.

Georgia State's commitment to academic support and student-athlete development is paying dividends as the Panthers have enjoyed unprecedented success in the classroom. GSU's student-athlete population has posted a combined cumulative grade point average of 3.0 or better for the last five years.



JAMES FIELDS (Right) and JIHAD ALI (Left) earned CAA All-Academic honors following the 2011-12 season. Fields earned the honor for the second year in a row, while Ali also earned the award for the second time.

SUCCESS IS A STATE OF MIND



The **ATHLETIC LEARNING LAB** provides student-athletes access to computers, tutoring and advisement as well as a convenient place for individual or group study.

**MEN'S BASKETBALL
PROGRAM
ACADEMIC HONORS
IN 2012-13:**

**3 DEAN'S
LIST**

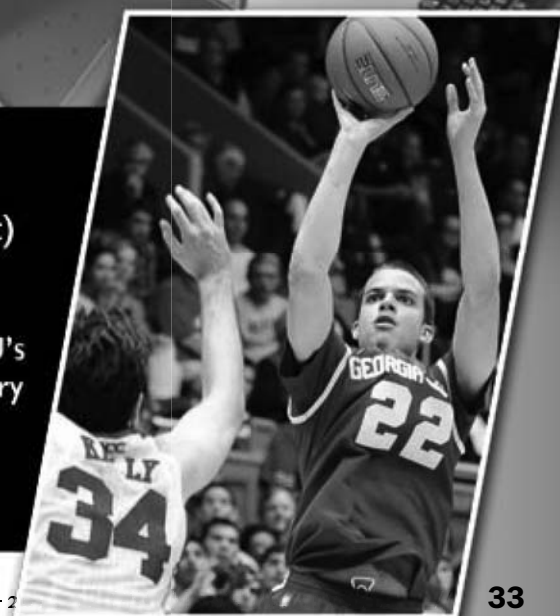
DENNY BURGUILLOS
JUSTIN GREEN
CAM SOLOMON

**4 AD'S HONOR
ROLL**

TYLER GAMBLE
RYANN GREEN
LARON SMITH
CURTIS WASHINGTON



**RASHAAD
RICHARDSON** (left)
and **R.J. HUNTER**
represent the men's
basketball team on GSU's
Student-Athlete Advisory
Committee
for 2013-14.



SEASON PREVIEW

Head coach Ron Hunter has led Georgia State to 37 wins and a postseason appearance in his first two seasons at the helm of the program. Expectations are higher than ever entering the 2013-14 season as four starters and 10 letter winners return to a squad returning to the Sun Belt Conference for the first time in 32 years.

"We have changed the culture of Georgia State basketball in my first two years, but we still have not advanced to the NCAA tournament and that will be goal number one again this year," Hunter said. "I believe that this is the most talented group of players that I have ever had. Now time will tell if it is the most talented team I have ever had."

Along with returning starters Manny Atkins, R.J. Hunter, Rashaad Richardson and Devonta White, Kentucky transfer Ryan Harrow joins the mix and will be eligible immediately this season. The four are joined by transfer Curtis Washington and a talented group of returning players off the bench and freshmen this season.

GUARDS

Senior guard Devonta White, who scored his 1,000th career point in Georgia State's final game last season, will look to become the leading scorer in Panther history this year. After averaging 14.8 points and 4.0 assists last year as a Pre-season Coaches All-CAA Second Team pick, White is just 515 points shy of Rodney Hamilton to become the most prolific scorer in GSU history. He finished in the top 15 in the CAA in scoring, field-goal percentage, assists, free throw percentage, steals and minutes.

"I have said from day one that Devonta is our quarterback," Hunter said. "I think this year with the added talent we have, we will be able to utilize Devonta much better and allow him to play in more of his nature roll."

Ryan Harrow, who started 23 games at Kentucky last season, will join the mix at guard and along with White is expected to start immediately. Harrow scored in double figures in 18 of his last 24 games last year, leading the Wildcats to the Post-season NIT.

"Ryan is a special player," Hunter com-

mented. "He starred locally and we were lucky that he decided that he wanted to return to Atlanta. He has NBA talent and has made an immediate impact in our lineup. I look forward to watching him on the court this season."

Harrow was a third-team Parade All-America selection while at Walton High School in nearby Marietta, Ga. He was named the Georgia Gatorade Player of the Year as a senior and the Georgia 5A Player of the Year after scoring more than 2,000 career points in just three seasons of high school basketball.

Adding depth to the guard position will be junior Kevin Shaw, along with third-year walk-on Ryann Green and a trio of freshmen: Isaiah Dennis, Jaylen Hinton and Darius Sharpe. Shaw saw action in eight games as a sophomore, playing eight minutes and hitting a pair of key 3-pointers against Delaware and William & Mary.

He was one of the first signees for Hunter after playing for Seneca High School in Louisville, Ky.

Green played in 19 games last year, including making his first career start at Rhode Island. He finished the year averaging 5.1 minutes and shooting 83.3 percent from the free throw line. Before joining the Panthers, Green played locally for former Panther Courtney Brooks at Benjamin Banneker High School.

Dennis led Eagle's Landing High School to the 4A state championship last year, while earning Atlanta Tip-off Club All-Metro Team honors. He averaged 16.2 points, 4.3 assists, 3.6 steals and 3.1 rebounds as a senior. He was also named Henry County Player of the Year and over the summer, won the American Family

Insurance National Slam Dunk Contest.

Hinton comes to the Panthers from Trinity Episcopal High School in Richmond, Va., where he earned first-team all-state, first-team all-prep and second-team all-metro honors following his senior season. He was named team MVP following his senior season where he averaged 17.5 points, 5.0 assists and 3.0 rebounds per game.

The trio is rounded out by walk-on Darius Sharpe from nearby Whitewater High School. Sharpe earned a spot on the team after earning all-state, all-region and all-county honors following his senior season. He led Whitewater to a region championship and sweet 16 appearance in the state tournament after compiling



SENIOR
MANNY
ATKINS



an 18-win season.

"All three freshmen have a tremendous upside," Hunter said. "With the added talent we brought in, I think we will have the deepest team in my three years. I look forward to the growth and development of each of these three freshmen."

WINGS

Sophomore R.J. Hunter, who earned Kyle Macy Freshman All-America honors last year, became the most prolific freshman scorer in Georgia State history during his first year on campus. On his way to scoring 527 points (17.0 ppg), Hunter earned All-CAA First Team honors and CAA Rookie-of-the-Year recognition as one of just three freshmen in the country to average at least 17.0 points and 5.0 rebounds per game.

Hunter led all CAA freshmen in scoring and rebounding and earned Lou Henson National Player-of-the-Week honors after scoring a career-high 38 points on school-record 10 3-pointers against Old Dominion. He scored 20 or more points 12 times during the season, shooting 43.9 percent from the floor and hitting a team-high 73 3-pointers.

"As I looked back on R.J.'s first year, I realized how special it was to coach my son," Hunter said. "He had a great first year, but he will be the first to tell you that there is a lot more to accomplish. I was proud of him both as a coach and a father for all of the good things that happened to him and believe

the future is even brighter if he continues to put in the hard work and dedication it takes to be great."

Senior Manny Atkins will join Hunter in the starting lineup on the outside. In his first year at Georgia State following two seasons at Virginia Tech, Atkins made an immediate impact, averaging 14.2 points and a team-high 6.7 rebounds per game.

Atkins shot 41.2 percent from 3-point range, the sixth-best mark in school history. He finished the year with three double-doubles, while missing six double-doubles by just one rebound and another four double-doubles by just two rebounds. He was 12th in the CAA in scoring, 11th in rebounding and sixth in free throw shooting, knocking down 79.6 percent of his shots from the line.

"After Manny got his feet settled under him after having to sit out a year, he was one of our most reliable players on the court," Hunter said. "He had a great junior year for us and has continued to work hard and make progress in the off-season. I think he is capable of having a great final season in a Panther uniform."

Senior Rashaad Richardson, a 6-4 wing, enters his final year after starting 26 games as a junior, averaging 27.0 minutes and 7.3 points per game. After serving as a roll-player off the bench his first two seasons, Richardson emerged during his junior campaign, hitting 40 3-pointers and swiping 36 steals and 84 rebounds.

"Rashaad continued to show great improvement as a junior," Hunter said. "When he shows his confidence on the court, he can make a three from anywhere. We need to continue to build that confidence in him this season."

POST PLAYERS

Southern Cal transfer Curtis Washington, senior Denny Burguillos and sophomore Markus Crider will look to anchor the post depending on the look that Hunter wants to have on the court.

Washington, who spent two years at Southern Cal, saw action during his freshman season, but was injured his sophomore year and redshirted. He transferred to Georgia State and was required to sit last season due to NCAA rules.

Burguillos saw action in the Panthers' first 17 games, making six starts, including first two games at Duke and BYU. He finished the season averaging 12.9 minutes per game, shooting 46.2 percent from the floor, while pulling down 42 rebounds.

Crider emerged in his first season, averaging 3.7 points and 3.2 rebounds off the bench for Georgia State, seeing action in all 31 games and making four starts. He finished the year shooting 51.7 percent from the floor, pulling down a career-high 10 rebounds in 25 minutes against UNCW.


"We have a talented group of post players," Hunter said. "We can go big with Curtis or Denny, or go a little smaller, but quicker with Markus. Each has their own strengths and will be keys to us having the type of season that we want to have."

He will not be alone as five newcomers will add depth down low for Georgia State. Transfers Curtis Washington and Denny Burguillos, along with freshmen Markus Crider, T.J. Shipes and LaRon Smith will bolster the Panthers around the rim.

Shipes, from nearby Buford High School, saw action in 20 games last year, averaging 5.4 minutes a game. He finished the year scoring nine points and pulling down 14 rebounds.

Smith, known for his ability to alter shots with a 7-3 wing span, appeared in eight games as a freshman, averaging 6.3 minutes per game. He scored seven points and pulled down seven rebounds, while blocking four shots in limited action.

Many experts are picking the Panthers to win the Sun Belt in their first year back in the conference due to the amount of talent on the team. Time will tell if this is coach Hunter's most talented group and most talented team, and if so, a return to the NCAA tournament could be on the horizon for this group of Panthers.



SOPHOMORE
MARKUS
CRIDER

2013-14 ROSTER



MANNY ATKINS
G • 6-6, 205 • R-Sr.
Tucker, Ga.

23



DENNY BURGUILLOS
F • 6-7, 230 • Sr.
Valencia, Venezuela

45



MARKUS CRIDER
F • 6-6, 205 • So.
Dayton, Ohio

33



ISAIAH DENNIS
G • 5-11, 180 • Fr.
McDonough, Ga.

4



RYANN GREEN
G • 6-1, 180 • Jr.
College Park, Ga.

2



RYAN HARROW
G • 6-2, 170 • R-Jr.
Marietta, Ga.

55




JAYLEN HINTON
G • 6-0, 170 • Fr.
Richmond, Va.

11



R.J. HUNTER
G • 6-5, 185 • So.
Indianapolis, Ind.

22



RASHAAD RICHARDSON
G • 6-4, 185 • Sr.
Charleston, S.C.

25



DARIUS SHARPE
G • 6-1, 185 • Fr.
Atlanta, Ga.

24



KEVIN SHAW
G • 6-1, 180 • Jr.
Louisville, Ky.

10



T.J. SHIPES
F • 6-7, 230 • So.
Buford, Ga.

31



LARON SMITH
F • 6-8, 195 • So.
Palm Bay, Fla.

1



CURTIS WASHINGTON
F • 6-9, 240 • R-Jr.
Elizabethtown, Ky.

42



DEVONTA WHITE
G • 5-11, 170 • Sr.
Alpharetta, Ga.

12



RON HUNTER
Head Coach
3rd Year at Georgia State



DARRYL LABARRIE
Associate Head Coach
3rd Year at Georgia State



EVERICK SULLIVAN
Assistant Coach
3rd Year at Georgia State



CLAUDE PARDUE
Assistant Coach
3rd Year at Georgia State



NATE SUMMERS
Director of Operations
3rd Year at Georgia State



2013-14 ROSTER

ALPHABETICAL ROSTER

| No. | Name..... | Pos. | Ht. | Wt. | Yr. | Hometown (High School/Previous School) |
|-----|--------------------------|------|------|-----|-------|--|
| 23 | Manny Atkins | F | 6-6 | 205 | R-Sr. | Tucker, Ga. (Tucker HS/Virginia Tech) |
| 45 | Denny Burguillos | F | 6-7 | 230 | Sr. | Valencia, Venezuela (Casper (Wyo.) College) |
| 33 | Markus Crider | F | 6-6 | 205 | So. | Dayton, Ohio (Wayne HS/Bridgton (Maine) Academy) |
| 4 | Isaiah Dennis | G | 5-11 | 180 | Fr. | McDonough, Ga. (Eagle's Landing HS) |
| 2 | Ryann Green..... | G | 6-1 | 180 | Jr. | College Park, Ga. (Benjamin Banneker HS) |
| 55 | Ryan Harrow..... | G | 6-2 | 170 | R-Jr. | Marietta, Ga. (Walton HS/Kentucky) |
| 11 | Jaylen Hinton..... | G | 6-0 | 170 | Fr. | Richmond, Va. (Trinity Episcopal HS) |
| 22 | R.J. Hunter | G | 6-5 | 185 | So. | Indianapolis, Ind. (Pike HS) |
| 25 | Rashaad Richardson | G | 6-4 | 185 | Sr. | James Island, S.C. (Oldsmar Christian Academy) |
| 24 | Darius Sharpe | G | 6-1 | 185 | Fr. | Atlanta, Ga. (Whitewater HS) |
| 10 | Kevin Shaw | G | 6-1 | 180 | Jr. | Louisville, Ky. (Seneca HS) |
| 31 | T.J. Shipes | F | 6-7 | 230 | So. | Buford, Ga. (Buford HS) |
| 1 | LaRon Smith..... | F | 6-8 | 195 | So. | Palm Bay, Fla. (Heritage HS) |
| 42 | Curtis Washington | F | 6-9 | 240 | R-Jr. | Elizabethtown, Ky. (Elizabethtown HS/Southern Cal) |
| 12 | Devonta White | G | 5-11 | 170 | Sr. | Alpharetta, Ga. (Centennial HS) |

NUMERICAL ROSTER

| No. | Name..... | Pos. | Ht. | Wt. | Yr. | Hometown (High School/Previous School) |
|-----|--------------------------|------|------|-----|-------|--|
| 1 | LaRon Smith..... | F | 6-8 | 195 | So. | Palm Bay, Fla. (Heritage HS) |
| 2 | Ryann Green..... | G | 6-1 | 180 | Jr. | College Park, Ga. (Benjamin Banneker HS) |
| 4 | Isaiah Dennis | G | 5-11 | 180 | Fr. | McDonough, Ga. (Eagle's Landing HS) |
| 10 | Kevin Shaw | G | 6-1 | 180 | Jr. | Louisville, Ky. (Seneca HS) |
| 11 | Jaylen Hinton..... | G | 6-0 | 170 | Fr. | Richmond, Va. (Trinity Episcopal HS) |
| 12 | Devonta White | G | 5-11 | 170 | Sr. | Alpharetta, Ga. (Centennial HS) |
| 22 | R.J. Hunter | G | 6-5 | 185 | So. | Indianapolis, Ind. (Pike HS) |
| 23 | Manny Atkins | F | 6-6 | 205 | R-Sr. | Tucker, Ga. (Tucker HS/Virginia Tech) |
| 24 | Darius Sharpe | G | 6-1 | 185 | Fr. | Atlanta, Ga. (Whitewater HS) |
| 25 | Rashaad Richardson | G | 6-4 | 185 | Sr. | James Island, S.C. (Oldsmar Christian Academy) |
| 31 | T.J. Shipes | F | 6-7 | 230 | So. | Buford, Ga. (Buford HS) |
| 33 | Markus Crider | F | 6-6 | 205 | So. | Dayton, Ohio (Wayne HS/Bridgton (Maine) Academy) |
| 42 | Curtis Washington | F | 6-9 | 240 | R-Jr. | Elizabethtown, Ky. (Elizabethtown HS/Southern Cal) |
| 45 | Denny Burguillos | F | 6-7 | 230 | Sr. | Valencia, Venezuela (Casper (Wyo.) College) |
| 55 | Ryan Harrow..... | G | 6-2 | 170 | R-Jr. | Marietta, Ga. (Walton HS/Kentucky) |

COACHING STAFF

Head Coach: Ron Hunter (Miami (Ohio), 1986), 3rd Year at GSU
Associate Head Coach: Darryl LaBarrie (Georgia Tech, 2001), 3rd Year at GSU
Assistant Coach: Everick Sullivan (Louisville, 2002), 3rd Year at GSU
Assistant Coach: Claude Pardue (Emory, 2008), 3rd Year at GSU
Director of BB Operations: Nate Summers (IUPUI, 2009), 3rd Year at GSU
Athletic Trainer: Dinika Johnson (Georgia State, 2009)
Strength & Conditioning Coach: Ben Lampkin
Graduate Assistants: Junard Hartley and Jeff Diepenbrock

PRONUNCIATION

Devonta White.....duh-VON-tay
 TJ Shipes.....SHY-ps
 Denny Burguillos.....Bur-GEE-los
 LaRon Smith.....La-Ron



SEASON PREVIEW

ON THE MOVE

This will mark Georgia State's first season as a member of the Sun Belt Conference. The Panthers became official members on July 1, joining the highly-competitive league, led by Commissioner Karl Benson.

The Sun Belt was formed in 1976 with six members, including Georgia State, competing in four men's sports, and today comprised of 10 institutions of higher learning sponsoring 19 championship sports for men and women.

Georgia State was a founding member of the Sun Belt Conference in 1976 but left the conference in 1981. In 1984, the school joined the Trans America Athletic Conference, which was renamed the Atlantic Sun Conference in 2001, and then moved to the Colonial Athletic Association in 2005.

1,000 AND COUNTING

Senior Devonta White will enter the season looking to finish his career as the all-time leading scorer in Panther history.

White scored his 1,000th career point in overtime of the final game of the 2012-13 season against Northeastern to become the 17th Panther in school history to surpass the 1,000-point mark. He finished the year with 458 points scored.

He enters the season needing 516 points to surpass Rodney Hamilton for the most points scored in GSU history.

RECORD-SETTING SEASON

R.J. Hunter rewrote the Georgia State freshman record book on his way to earning Kyle Macy Freshman All-America honors. Hunter, who was named CAA Rookie of the Year and earned All-CAA First Team honors, scored 527 points, the most ever by a GSU freshman and the eighth most in a single-season in school history last year.

Hunter was one of just three freshmen in the country to average at least 17.0 points and 5.0 rebounds per game joining UCLA's Shabazz Muhammad and UNLV's Anthony Bennett, who was selected No. 1 in the NBA Draft.

He was named CAA Rookie of the Week six times, while also earning CAA Player of the Week and Lou Henson National Player of the Week on Feb. 2.

GOING BAREFOOT

For the last six seasons, coach Ron Hunter has coached one game a year barefoot in support of Samaritan's Feet. Last year, the Panthers stormed back from a 14-point deficit to earn a 74-58 victory against William & Mary in Hunter's barefoot game.

In his first season with Georgia State, the Panthers earned a 75-61 victory over UNCW while wearing orange jerseys to help raise awareness for the cause.

Samaritan's Feet is an organization that provides shoes for



THE PANTHERS AT A GLANCE

STARTERS RETURNING

| Name..... | Pos. | Ht. | Wt. | Cl. | PPG | RPG |
|-------------------------|------|------|-----|-------|------|-----|
| R.J. Hunter | G | 6-5 | 185 | So. | 17.0 | 5.1 |
| Devonta White | G | 5-11 | 170 | Sr. | 14.8 | 4.0 |
| Manny Atkins | F | 6-6 | 205 | R-Sr. | 14.2 | 6.7 |
| Rashaad Richardson..... | G | 6-4 | 185 | Sr. | 7.3 | 2.7 |

OTHER KEY RETURNEES

| Name..... | Pos. | Ht. | Wt. | Cl. | PPG | RPG |
|------------------------|------|-----|-----|-------|-----|-----|
| Markus Crider | F | 6-6 | 205 | So. | 3.7 | 3.2 |
| Denny Burguillo | F | 6-7 | 230 | Sr. | 1.6 | 2.5 |
| Curtis Washington..... | F | 6-9 | 240 | R-Jr. | - | - |

KEY LOSSES

| Name..... | Pos. | Ht. | Wt. | Cl. | PPG | RPG |
|-----------------------|------|------|-----|-------|-----|-----|
| James Vincent | C | 6-10 | 260 | Sr. | 4.8 | 4.9 |
| Cameron Solomon | G | 6-3 | 170 | R-So. | 5.4 | 1.2 |
| David Travers | G | 6-0 | 170 | Fr. | 1.9 | 0.9 |

NEWCOMERS

| Name..... | Pos. | Ht. | Wt. | Cl. |
|--------------------------------------|------|------|-----|-------|
| Isaiah Dennis..... | G | 5-11 | 180 | Fr. |
| McDonough, Ga. (Eagle's Landing HS) | | | | |
| Ryan Harrow | G | 6-2 | 170 | R-Jr. |
| Marietta, Ga. (Walton HS/Kentucky) | | | | |
| Jaylen Hinton | G | 6-0 | 170 | Fr. |
| Richmond, Va. (Trinity Episcopal HS) | | | | |
| Darius Sharpe..... | G | 6-1 | 185 | Fr. |
| Atlanta, Ga. (Whitewater HS) | | | | |

ROSTER ANALYSIS

BY CLASS

| | | | | | |
|------------------|---|--------------------|---|-----------------|---|
| Seniors..... | 4 | Georgia | 7 | Indiana | 1 |
| Juniors | 4 | Kentucky..... | 2 | Florida | 1 |
| Sophomores | 4 | Ohio..... | 1 | Virginia..... | 1 |
| Freshmen..... | 3 | South Carolina ... | 1 | Venezuela | 1 |

BY STATE/COUNTRY

underprivileged children around the world.

546 AND COUNTING

Georgia State has made at least one 3-point field goal in 546 straight games, dating back to the 1994-95 season. The last team to hold the Panthers without a trey was Stetson on Feb. 18, 1995.



GEORGIA STATE BASKETBALL

COACHES

HEAD COACH RON HUNTER

RECORD AT GEORGIA STATE:

37-28 (3rd Season)

CAREER RECORD:

311-247* (20th Season)

Ron Hunter restored the Georgia State program to national prominence in his first year and has won 37 games in two seasons after taking over as head coach of the Panthers before the 2011-12 season. In that first campaign, Georgia State won 22 games, the second most in school history, advancing to the second round of the CollegeInsider.com Postseason Tournament, the Panthers' fourth postseason appearance.

Hunter has won 311 games in 19 seasons, but the accomplishments made by the 2011-12 team might be the most special. After being named head coach on March 21, 2011, he built a squad that finished in the top 20 in the nation in scoring defense, defensive shooting percentage, steals and blocked shots, as six seniors finished their careers triumphantly.

"I will remember my first team at Georgia State for the rest of life," Hunter said after the season. "We were able to get a group of seniors to buy in and it made for a very special season that will not soon be forgotten about."

Following the record-setting season, Hunter was named Atlanta Tip-off Club Georgia Coach of the Year, while his players earned a record number of conference and national awards.

In his second year, Hunter led a squad of nine newcomers to 15 wins and saw his son, R.J., earn Kyle Macy Freshman All-America honors, along with a slew of CAA awards. His squad won at some of the toughest places in the CAA, including George Mason and Old Dominion, while knocking off an undefeated Northeastern squad in Boston.

National notoriety is nothing new for Hunter. While at IUPUI, he was lauded for his humanitarian efforts, partnering with Samaritan's Feet, an organization that collects shoes for underprivileged children around the world.

He continued that work in Atlanta, coaching the Panthers while barefoot to victory over UNCW in 2012 in front of the largest crowd in the Sports Arena since 2007.

While leading IUPUI to 25 or more wins in two of his final four seasons, Hunter began to partner with Samaritan's Feet. On Jan. 24, 2008, he coached IUPUI against Oakland in his bare feet to help raise awareness for the cause. By tipoff, Hunter's efforts had garnered more than 100,000 pairs of shoes, and to date, that number has climbed well above 250,000.

RON HUNTER LEDGER

Name:

Ronald Hunter

Date of Birth:

April 7, 1964

Hometown:

Dayton, Ohio

Family:

Married to the former Amy Puglia

Two children: Jasmine (24) and R.J. (19)

Education:

Miami (Ohio), 1986 (B.A., Education)

Miami (Ohio), 1987 (Masters)

Playing Career:

Four-year letterwinner at Miami (Ohio), 1982-86

Three NCAA Tournament appearances, two MAC Championships

Coaching Career:

Head Coach, Georgia State, 2011-present (Third Season)

Head Coach, IUPUI, 1994-2011 (17 seasons)

Assistant Coach, Miami (Ohio), 1993-94 (1 season)

Assistant Coach, UW-Milwaukee, 1987-1993 (6 seasons)

Coaching Honors:

2003 Summit League Coach of the Year

2006 Summit League Coach of the Year

2012 Atlanta Tip-off Club Georgia Coach of the Year



RON HUNTER has dedicated his time and energy to help Samaritan's Feet donate 10 million shoes for 10 million children in 10 years.

* 18 wins vacated due to university rules violation; including wins record would be 329-247



HEAD COACH RON HUNTER



During his first season at Georgia State, Hunter led the Panthers to the second round of the CollegeInsider.com Postseason Tournament, just the fourth time GSU earned a postseason bid. The Panthers opened the tournament at home, another first, hosting a postseason contest and earning an impressive 74-43 victory against Tennessee Tech.

Earlier in the year, Hunter's squad won 11 straight games, a school record, earning impressive victories over CAA preseason favorite Drexel and at VCU. The streak included wins of 32, 32 and 31 points.

The Panthers winning ways continued in the CAA Tournament with a record-setting 35-point victory against Hofstra in the first round, the largest margin of victory in CAA Championship history.

One of Hunter's six seniors, Eric Buckner, became one of the top shot blockers in the country and in just his second season as a Panther, set the school record for career blocked shots. Both Buckner and fellow senior Jihad Ali earned All-CAA honors while Ali was recognized

with the prestigious Dean Ehlers Leadership Award. Buckner later earned Georgia Men's College Player of the Year honors by the Atlanta Tip-off Club.

Ali and fellow senior James Fields earned CAA All-Academic Team honors while setting the record for the top two games played in a career: Ali with 126, Fields with 124.

Hunter's resume includes numerous national honors including an NABC Guardians of the Game Pillar Award for Service, the 2009 Giant Steps Award from the National Consortium for Academics and Sport (NCAS), and a Minority Achievement Award from the Center for Leadership Development (CLD).

He was one of seven head coaches who served on the Division I Basketball Academic Enhancement Group, as appointed by late NCAA President Myles Brand, and he is a member of the National Basketball Coaches Association (NABC) Board of Directors.

In his 17 seasons at IUPUI, Hunter guided the program through its

RON HUNTER with daughter *Jasmine*, wife *Amy*, and son *R.J.*

transition from the NAIA and Division II level into NCAA Division I and the Summit League. He is the school's winningest coach, both in number of victories and winning percentage, and he led IUPUI to its only appearance in the NCAA tournament in 2003 in just the school's third season as a Division I program.

His program produced George Hill, the 2008 Summit League Player of the Year who was drafted in the first round of the 2008 NBA Draft (26th selection) by the San Antonio Spurs.

Hill was the standout for Hunter's 2007-08 IUPUI squad that won a school-record 26 games. The Jaguars led the nation in 3-point field goal percentage that year while also ranking in the top five in both field goal percentage and free throw percentage.

In 2009-10, Hunter's Jaguars won 25



HEAD COACH RON HUNTER

games, including the first postseason victory in school history. IUPUI, the Summit League runner-up, earned a berth in the College Basketball Invitational, where the Jaguars defeated Hofstra in the first round before falling to Princeton in double overtime. IUPUI ranked second in the nation in field-goal percentage in 2009-10.

Hunter's 2010-11 team earned third place in the conference with a 12-6 mark in conference play, along with an overall record of 19-14, including victories over Big East member USF (69-68) and Summit League champion Oakland (100-88). The Jaguars suffered a 75-64 loss at NCAA No. 1 seed Ohio State and a 56-54 loss to No. 2 seed San Diego State.

Named Summit League Coach of the Year in 2003 and 2006, Hunter led IUPUI to the conference championship game five times from 2002-10, including the 2003 title game victory over top-seeded Valparaiso. Between 2005 and 2010, the Jaguars never finished lower than fourth in the league standings under Hunter, including runnerup finishes in 2003, 2004, 2006, 2008 and 2010.

Sixteen of Hunter's Jaguars received first- or second-team all-conference accolades, including two player of the year honorees in Hill (2008) and Odell Bradley (2004) as well as defensive player of the year Matt Crenshaw (2004). Another 10 IUPUI players were recognized on the league's all-newcomer team, including Newcomer of the Year winners Austin Montgomery (2007) and Robert Glenn (2009).



RON HUNTER and college teammate and best friend **RON HARPER**, who won five NBA titles in his illustrious 16-year career.

RON HUNTER LEDGER

| Season | Position, School, (Honors/Postseason) | Record |
|--|--|----------------|
| Head Coach, Career (19 seasons) | | 311-247 |
| Head Coach, Georgia State (2 seasons) | | 37-28 |
| 2012-13 | Head Coach, Georgia State | 15-16 |
| 2011-12 | Head Coach, Georgia State (CIT; d. Tenn. Tech, I. Mercer) | 22-12 |
| Head Coach, IUPUI (17 seasons) | | 274-219 |
| 2010-11 | Head Coach, IUPUI | 19-14 |
| 2009-10 | Head Coach, IUPUI (CBI Tournament; d. Hofstra, I. Princeton) | 25-11 |
| 2008-09 | Head Coach, IUPUI | 16-14 |
| 2007-08 | Head Coach, IUPUI | 26-7 |
| 2006-07 | Head Coach, IUPUI | 15-15 |
| 2005-06 | Head Coach, IUPUI | 19-10 |
| 2004-05 | Head Coach, IUPUI | 16-13 |
| 2003-04 | Head Coach, IUPUI | 3-11* |
| 2002-03 | Head Coach, IUPUI (NCAA; I. Kentucky) | 20-14 |
| 2001-02 | Head Coach, IUPUI | 15-15 |
| 2000-01 | Head Coach, IUPUI | 11-18 |
| 1999-00 | Head Coach, IUPUI | 7-21 |
| 1998-99 | Head Coach, IUPUI (Joined Division I) | 11-16 |
| 1997-98 | Head Coach, IUPUI | 17-9 |
| 1996-97 | Head Coach, IUPUI | 16-11 |
| 1995-96 | Head Coach, IUPUI | 22-7 |
| 1994-95 | Head Coach, IUPUI | 16-13 |
| Assistant Coach, Miami (Ohio) (1 season) | | 19-10 |
| 1993-94 | Assistant Coach, Miami (Ohio) | 19-10 |
| Assistant Coach, UW-Milwaukee (6 seasons) | | 111-59 |
| 1992-93 | Assistant Coach, UW-Milwaukee | 16-12 |
| 1991-92 | Assistant Coach, UW-Milwaukee | 24-7 |
| 1990-91 | Assistant Coach, UW-Milwaukee | 10-18 |
| 1989-90 | Assistant Coach, UW-Milwaukee | 18-10 |
| 1988-89 | Assistant Coach, UW-Milwaukee | 20-8 |
| 1987-88 | Assistant Coach, UW-Milwaukee | 16-12 |
| Player, Miami (Ohio) (4 seasons) | | 81-39 |
| 1985-86 | Player, Miami (Ohio) MAC Champion, NCAA (I. Iowa State) | 24-7 |
| 1984-85 | Player, Miami (Ohio) NCAA (I. Maryland) | 20-11 |
| 1983-84 | Player, Miami (Ohio) MAC Champion, NCAA (I. SMU) | 24-6 |
| 1982-83 | Player, Miami (Ohio) | 13-15 |

* 18 wins vacated due to university rules violation; including wins record would be: 329-247



HEAD COACH RON HUNTER

Hunter's teams have shown the ability to knock off top competition on the road, recording victories at Georgia Tech (2001-02), at Northwestern (2002-03) and at Seton Hall (2008-09).

Hunter arrived at IUPUI as head coach in 1994-95 and led the then-NAIA program to a winning record at 16-13 in his first season. His second IUPUI squad posted a 22-7 mark in NCAA Division II, at the time the highest single-season winning percentage in school history.

Winning records followed the next two seasons, and Carlos Knox became a three-time All-American at the Division II level. The program began its transition to Division I and the Summit League in 1998-99.

Hunter's coaching career began in 1987, when he served as an assistant at the Wisconsin-Milwaukee. During his six seasons at Milwaukee, the school moved from NAIA to NCAA Division II status and eventually to Division I. During Hunter's stint, Wisconsin-Milwaukee amassed an overall record of 111-59, including a 23-4 mark in 1992-93.

Prior to his arrival at IUPUI, Hunter spent one year as the top assistant coach at his alma mater, Miami (Ohio), under current Arizona State head coach Herb Sendek. During that season, the Redhawks were 19-10, finishing second in the Mid-American Conference (MAC) and making an appearance in the postseason National Invitation Tournament (NIT).

Hunter, 49, earned his bachelor's degree in education at Miami in 1986 and added a master's in 1987. He was a standout player on strong Miami (Ohio) teams of the mid-1980s, along with high school and college teammate Ron Harper, who went on to a long NBA career. The Redhawks were 81-30 during Hunter's four-year career and earned three consecutive NCAA tournament berths while winning two MAC championships.

Hunter and his wife, Amy, have two children, Jasmine (24) and R.J. (19), who is a sophomore on the team this season.



RON HUNTER (RIGHT) coaches one game a season barefoot to raise awareness for Samaritan's Feet. **(ABOVE)** Hunter received the Community Spirit Award at the Atlanta Sports Awards recognizing the best professional and collegiate athletes and coaches in the state of Georgia.



Following the second most successful season in school history, **RON HUNTER** was named 2012 Georgia College Coach of the Year by the Atlanta Tip-off Club.



BASKETBALL STAFF



DARRYL LABARRIE
ASSOCIATE HEAD COACH
GEORGIA TECH, 2001
3RD YEAR AT GEORGIA STATE

Darryl LaBarrie, a former Georgia Tech assistant coach with deep Atlanta roots, enters his third season at Georgia State in 2013-14. Prior to his arrival at GSU two years ago, LaBarrie spent the previous two seasons on the staff at Georgia Tech under Paul Hewitt, where he worked on recruiting and with the perimeter players.

In his first season with the Panthers, LaBarrie helped lead the squad to 22 wins, the second most in school history, and the second round of the CollegeInsider.com Postseason Tournament. GSU finished among the top 20 in the NCAA in scoring defense, defensive field-goal percentage, blocked shots and steals.

In 2012-13, he oversaw the recruitment and signing of R.J. Hunter, who went on to earn Kyle Macy Freshman All-America honors and re-write the GSU record book for a freshman.

In his first season with the Yellow Jackets (2009-10), LaBarrie helped lead Tech a 23-13 record and the second round of the NCAA tournament. Tech nearly won the ACC tournament, falling to Duke 65-61 in the championship.

During his second season, LaBarrie continued to oversee the development of Iman Shumpert, who led the Yellow Jackets in scoring, rebounds and assists and was named All-ACC Second Team as well as the conference's all-defensive team.

Prior to his stint with the Yellow Jackets, LaBarrie spent two seasons as an assistant coach at East Carolina. LaBarrie helped the Pirates produce the top two 3-point shooting seasons in school history and ranked first or second in Conference USA in that category in his two seasons.



DARRYL LABARRIE with wife Aisha, and daughters, Sydney, Kai and Diarra.

During the 2008-09 season, ECU made a school-record 261 treys, breaking the mark established the previous year.

A 2001 graduate of Georgia Tech, LaBarrie spent the 2006-07 season as an assistant coach at Campbell. Prior to joining the Camels' staff, he served as a coach with the highly regarded Atlanta Celtics AAU program. He also worked as a regional NBA scout for Marty Blake's Court Report while serving as an assistant coach at Stone Mountain (Ga.) High School.

LaBarrie is no stranger to Georgia State as he earned his master's degree in sports administration on campus in 2005 while serving as a graduate assistant at Tech. He worked one year in general athletics administration (2003-04), then the following year with the men's basketball program (2004-05).

LaBarrie earned three letters at

Georgia Tech, playing two years under Bobby Cremins and one season for Hewitt. He helped lead the Yellow Jackets to the 2001 NCAA tournament and received his B.S. in management that year.

He began his collegiate career at Florida A&M, where he earned Mid-Eastern Athletic Conference All-Rookie Team honors as a freshman before transferring to Tech.

A native of Decatur, Ga., LaBarrie was named first-team all-state and Dekalb County Player-of-the-Year as a senior when he led Tucker High School to a state title. He played with former Panther great Sbernard Long, forming one of the most formidable tandems in Georgia.

LaBarrie and his wife, Aisha, are the parents of three daughters, Sydney, Kai and Diarra.





EVERICK SULLIVAN

ASSISTANT COACH

LOUISVILLE, 2002

3RD YEAR AT GEORGIA STATE

Everick Sullivan, a former associate head coach at Eastern Kentucky, with 11 years of experience as a collegiate basketball coach, has spent the previous two seasons with the Georgia State Panthers under head coach Ron Hunter.

In his two seasons, Sullivan's impact with the Panthers' post players has been immense. In his first season, Eric Buckner blocked shots per game average (3.47) was sixth best in the nation as the senior was voted to the All-CAA Third Team and CAA All-Defensive Team after setting a school record with 118 blocked shots.

In 2012-13, James Vincent went from a rarely used back up to starting 24 games and blocking 70 shots, third most in school history. Vincent tripled his minutes per game, doubled his rebounding average and averaged the most points in his four-year career. Following the season, he was voted to the CAA All-Defensive Team for the first time in his career. Buckner and Vincent finished their careers, No. 1 and 2 as Georgia State's all-time leading shot blockers, respectively.

Before joining the Panthers in 2011, Sullivan spent three seasons with Eastern Kentucky and helped guide the Colonels to 53 wins during his stint, where he spent two seasons as an assistant before being promoted to associate head coach in his final season.

During the 2009-10 season, Eastern Kentucky held the sixth-longest winning streak in the country at 19 consecutive home games and made an appearance in the Collegiate Basketball Invitational (CBI).

During the 2008-09 season, the Colonels had the top 3-point shooter in the nation, Mike Rose (48.2%). Eastern Kentucky was among the top 20 nationally in 3-pointers made (10.2-second), 3-point shooting percentage (39.6-17th), assist-to-turnover ratio (1.42-eighth) and fewest turnovers per game (11.0-seventh).



EVERICK SULLIVAN with Michelle, Ellery and Kyndall McNeill.

In his last two seasons with Eastern Kentucky, the Colonels were among the top 10 in the NCAA in 3-point shooting percentage, ranked second nationally in 3-pointers made (10), assist-to-turnover ratio (+1.63) and third in fewest turnovers per game (9.6).

Sullivan also has proved himself as a capable game-scout as he was responsible for Colonels' wins over a pair of NCAA tournament teams, Indiana State and Morehead State. The win over Morehead State ended MSU's 22-game home-court winning streak and 24-game OVC home-court winning streak. Eastern Kentucky also won three consecutive BracketBuster games against Ball State, Ohio and Winthrop.

Prior to his three-year stint with Eastern Kentucky, Sullivan spent the four years as a head coach while compiling an impressive overall record of 107-26 (.804) record. From 2005-08, Sullivan was in charge of the Vincennes (Ind.) University program and helped the Trailblazers advance to two National Junior College Athletic Association (NJCAA) tournament appearances.

In 2005-06, his team was ranked the ninth best defense in the nation. He recruited and graduated 92 percent of all

his student-athletes with 22 of his 24 players moving on to four-year institutions. In 2004-05, Sullivan served one year as the head coach at Lincoln Trail College (Ill.), where he finished with a 28-5 record. He was named Region and District Coach of the Year multiple times during his head coaching career.

He began his coaching career at Wabash Valley College (Ill.), spending both the 2002-03 and 2003-04 seasons with the program.

The native of Simpsonville, S.C., played collegiate basketball at the Louisville under Hall of Fame head coach Denny Crum from 1988-92. Sullivan played in three NCAA tournaments and is among the Cardinals' all-time leaders in scoring (15th), assists (ninth), 3-point percentage (10th) and dunks (10th).

After earning a bachelor's degree in communications, Sullivan went on to play eight years of professional basketball in Finland, Portugal, Slovenia, Poland, Puerto Rico, Cyprus and Lebanon. In 1998, his team won the Cyprus league championship and he was voted MVP.

Sullivan and his fiancée Michelle, have a daughter, Ellery, born Feb. 24, 2012.

BASKETBALL STAFF



CLAUDE PARDUE
ASSISTANT COACH
EMORY, 2008
3RD YEAR AT GEORGIA STATE

Claude Pardue, a former Georgia State basketball graduate assistant, returned to GSU prior to the start of the 2011-12 season and is entering his third year in 2013-14. Before his return to GSU, he spent the 2010-11 season as a program coordinator for Tim Floyd at UTEP. A graduate of Emory University, Pardue earned his master's degree at Georgia State while working as a graduate assistant with the men's basketball team.

In his first season back with the Panthers, Pardue helped guide GSU to 22 wins, the second most in school history, and an appearance in the CollegieInsider.com Postseason Tournament. GSU finished among the top 20 in the NCAA in scoring defense, defensive field-goal percentage, blocked shots and steals.

Last season, Pardue helped guide nine newcomers, including freshman R.J. Hunter who earned Kyle Macy Freshman All-America honors.

He oversees the successful Ron Hunter Basketball Camps each summer at Georgia State that have seen a significant increase in attendance since he took over.

While at UTEP, Pardue was responsible for planning, coordinating and executing all team travel. He acted as the liaison between the men's basketball team and the compliance department while managing student managers and recruiting operations. Pardue was also responsible for all team gear and the team's Fastbreak Luncheons.

Pardue was responsible for recruiting operations, including the planning and coordination of official visits and the re-


cruiting database. He also assisted with all aspects of the team's video editing, including postgame film breakdown, opponent scouting and player development. Pardue was also helped track student-athlete academic progress and was responsible for planning and directing team camps.

Pardue was the founder and head coach of Grand Strand's Finest AAU Basketball Program in Myrtle Beach, S.C. Working with players 17 and under, Pardue directed the squad to the semifinals of the South Carolina State Championships during summer 2006 and 2007.

He has also served as a counselor at several colleges' summer camps, including NC State, Davidson, Northwestern, Texas, South Carolina, Florida, Florida State, VCU and 5-Star.

A native of Myrtle Beach, Pardue attended Carolina Forest High School before spending his junior year at The Lawrenceville School in Lawrenceville, N.J. Playing for coach Ron Kane, he helped Lawrenceville to the Prep-A state championship as well as the Mid-Atlantic Prep League regular season and tournament title.

He continued his playing career at Emory University in Atlanta, Ga. A four-year letterman for coach Jason Zimmerman, Pardue served as team captain his senior year and was an academic all-conference honoree. He earned his Bachelor of Arts in Economics in 2008 and added a Master's of



Science in Sports Administration from Georgia State in 2010.

Pardue's other accomplishments include playing for current Los Angeles Lakers head coach Dan D'Antoni as a member of the Beach Ball Select team in the summers of 2002 and 2003. He also traveled to China as a member of the Athletes in Action squad in 2008 playing for IUPUI head coach Todd Howard.





NATE SUMMERS
DIRECTOR OF OPERATIONS
IUPUI, 2009
3RD YEAR AT GEORGIA STATE

Nate Summers enters his second year as director of operations and third year at Georgia State, spending his first-year as a graduate assistant. He took over the position before the start of the 2012-13 season.

Summers, who previously worked with head coach Ron Hunter at IUPUI, worked closely with the team in all facets during his one year as a graduate assistant before assuming his new role.

In his first season as director of operations, Summers was in charge of all aspects of team travel, equipment and day-to-day operations of the program. He also helped oversee coach Hunter's efforts with Samaritan's Feet, collecting shoes for the millions of children throughout the world who cannot afford a pair.

In his first season at Georgia State, Summers assisted in team travel, player personnel, the program's recruiting database, team equipment and the day-to-day operations of a program that won 22 games, the second most in program history.

Summers graduated from IUPUI in 2009 with a degree in sports management. He was a three-year manager for Hunter while being in charge of filming games, player equipment and assisting in team travel.

He was part of an IUPUI team that went 26-7 during the 2007-08 year and



featured George Hill, who was drafted into the NBA by the San Antonio Spurs and is currently a member of the Indiana Pacers.

After graduating from IUPUI, Summers spent the 2009-10 season as a varsity assistant at Monrovia High School. In his second year with the program, he continued his role as varsity assistant while serving as the freshman coach. The varsity squad went 14-9 and won the West Central Conference with a 6-1 record.



SUPPORT STAFF



DAVE COHEN
The Voice of the Panthers
Radio Play-by-Play



JEFF DIEPENBROCK
Graduate Assistant



JUNARD HARTLEY
Graduate Assistant



MIKE HOLMES
Associate Director -
Sports Communications



DINIKA JOHNSON
Head Athletic Trainer



BEN LAMPKIN
Asst. Strength & Conditioning
Coach



MEGAN MEADOWS
Administrative Assistant



GEORGIA STATE BASKETBALL



PLAYERS

PLAYER PROFILES



MANNY ATKINS

R-Sr. / 6-6 / 205 / FORWARD
TUCKER, GA./VIRGINIA TECH/TUCKER HS

23

AT GEORGIA STATE:

Following a redshirt season (2011-12) due to NCAA transfer regulations, started every game for GSU, recording three double-doubles and missing another 10 by two rebounds or less.

Was among the Panthers' leaders in nearly every category and earned the squad's Top Gun Award as the best 3-point shooter on the team following the season.

Talented wing with good shooting and scoring ability... Increased productivity from freshman to sophomore season at Virginia Tech.

2012-13:

Started all 31 games in his first year at GSU, leading the Panthers with a 41.2 3-point percentage, the sixth-best mark in school history, which also ranked third in the CAA... Named CAA co-Player of the Week on Jan. 21 after scoring 21 points in back-to-back games against William & Mary and Old Dominion, while going a perfect 13-of-13 from the free throw line.

Finished the season with three double-doubles, while missing six double-doubles by just one rebound and another four double-doubles by just two rebounds... Finished 12th in the CAA in scoring (14.2), 11th in rebounding (6.7), sixth in free throw shooting percentage (79.6), seventh in steals (1.5), eighth in 3-pointers made (1.7), eighth in defensive rebounds (4.8) and fifth in minutes (35.8)... Made 19 straight free throws during a four-game stretch, the fifth-longest streak in GSU history; also had a stretch of 15 straight makes... Scored 20 or more points seven times during the season, including a stretch of three straight games.

Recorded his first double-double of the season with 15 points and 10 rebounds at Drexel (1/26), going a perfect 8-of-8 at the free throw line... Collected his second double-double with 14

points and 10 rebounds at George Mason (2/16) as the Panthers won for the first time in Fairfax, Va... Closed out the season by tying a career-high with 26 points on 10-of-15 shooting against Northeastern (2/27), pulling down a career-high 12 rebounds.

Scored 21 points and pulled down eight rebounds at BYU... Made inbounds pass on Rashaad Richardson's half-court buzzer-beater against Tennessee State (11/20) which earned SportsCenter's Top 10 No. 3 play of the night... Scored a career-high 26 points on 8-of-11 shooting, including 5-of-6 3-pointers and 5-of-5 free throws with seven rebounds and five assists against South Alabama (11/21) to close out the Coaches vs. Cancer Classic... Tied a career-high with 26 points against Towson (2/9) in a career-high 44 minutes, shooting 9-of-14 from the floor.

2010-11 (VIRGINIA TECH):

Appeared in all but one game (33-total) as a sophomore... Scored 161 points (4.9 ppg) and grabbed 65 rebounds (2.0 rpg), with 15 steals, seven assists and a block on the season... Led the team with a .909 (30-for-33) free-throw percentage and shot .444 (55-for-124) from the field... Made 21-of-60 (.350) from beyond the arc... Scored his first points of the season at UNC-Greensboro, netting seven, and added two rebounds and a steal... Scored five points against Cal-State Northridge, adding two rebounds and his first assist of the season... Scored 10 points against Mississippi State, making four field goals in six attempts while going 2-for-2 at the line with two rebounds and an assist... Led both teams with a career-high five steals against Mount St. Mary's, while going 4-for-4 from the field and 3-for-3 at the line for a total of 12 points plus four rebounds... Was perfect at the line against Florida State, making a career-high four free throws... Hit a career-high three 3-pointers at North Carolina, going 3-for-4 with nine points, two rebounds and a steal... Led the team with a career-high 16 points against Wake Forest, going 5-for-7 in the field, 2-for-3 beyond the arc, and 4-for-4 at the line, while adding two rebounds... Scored eight points against Longwood, including going 2-for-2 from the 3-point arc... Notched a season-

CAREER STATISTICS

| CONF. ONLY | G-GS | Min | Avg | FG- FGA | Pct. | 3P-3PA | Pct. | FT- FTA | Pct. | O- D | Reb | Avg | Ast | Blk | Stl | Pts | Avg |
|--------------|-------|------|------|----------|-------|--------|-------|---------|-------|--------|-----|-----|-----|-----|-----|-----|------|
| 2012-13 | 18-18 | 655 | 36.4 | 89- 203 | 0.438 | 32- 79 | 0.405 | 61- 75 | 0.813 | 34- 87 | 121 | 6.7 | 38 | 5 | 28 | 271 | 15.1 |
| ALL GAMES | G-GS | Min | Avg | FG- FGA | Pct. | 3P-3PA | Pct. | FT- FTA | Pct. | O- D | Reb | Avg | Ast | Blk | Stl | Pts | Avg |
| 2009-10 (VT) | 23- 1 | 198 | 8.6 | 19- 43 | 0.442 | 6- 17 | 0.353 | 6- 13 | 0.462 | 9- 22 | 31 | 1.3 | 14 | 3 | 14 | 50 | 2.2 |
| 2010-11 (VT) | 33- 0 | 440 | 13.3 | 55- 124 | 0.444 | 21- 60 | 0.350 | 30- 33 | 0.909 | 24- 41 | 65 | 2.0 | 7 | 1 | 15 | 161 | 4.9 |
| 2012-13 | 31-31 | 1111 | 35.8 | 148- 350 | 0.423 | 54-131 | 0.412 | 90-113 | 0.796 | 59-148 | 207 | 6.7 | 69 | 9 | 48 | 440 | 14.2 |
| Totals | 87-32 | 1749 | 20.1 | 222- 517 | 0.429 | 81-208 | 0.389 | 126-159 | 0.792 | 92-211 | 303 | 3.5 | 90 | 13 | 77 | 651 | 7.5 |

* redshirted 2011-12 season at GSU



PLAYER PROFILES

high-tying four rebounds, all offensive, at NC State . . . Hit his 21st straight free throw against Boston College . . . Scored nine points with four rebounds and an ACC career-high three steals at Clemson . . . Scored 14 points with a career-high-tying three three-pointers against Florida State in the ACC Tournament . . . Notched a season-best five rebounds against Duke in the ACC Tournament Semifinals . . . Went 5-for-8 from the floor including 2-of-5 from beyond the arc for 12 points and three rebounds against Bethune-Cookman in the NIT . . . Scored eight points and notched a season-high six rebounds against Wichita State in the NIT second round.

2009-10 (VIRGINIA TECH):

Appeared in 23 games, starting once . . . Earned season-highs in many categories with a breakout game in an overtime win against Delaware, playing 19 minutes and finishing with two rebounds, two steals and five points, including his first field goal and three-point basket . . . Scored six points, tallied two assists and earned a career-high three steals against Charleston Southern . . . Played a season-high 19 minutes and scored seven points in the win over UMBC . . . Contributed a career-high eight points, including a big three-pointer in overtime, in a win against Seton Hall in Cancun, Mexico . . . Tallied one assist and one steal in his first-career ACC game at No. 9 North Carolina . . . Scored his first points in ACC play with a three-pointer against No. 25 Florida State . . . Tied a season-high with eight points, including two three-pointers, and added four rebounds and two steals against NCCU . . . Earned his first career start and tallied career-highs with 38 minutes played, seven rebounds and five assists at Georgia Tech, where he also recorded five points and one block . . . Added two points against Quinnipiac in the first round of the NIT . . . Played four minutes against UConn in the second round of the NIT.

HIGH SCHOOL:

Three-year letterwinner at Tucker High School for head coach James Hartry . . . Three-time all-state selection, including first team as a junior and senior . . . MVP of the 2009 GHSA North/South All-Star Game . . . Averaged 24.6 points and 11.5 rebounds per game as a senior, leading Tucker to the state championship . . . Averaged 20.5 points, 10.4 rebounds and 3.0 assists per game as a junior . . . As a sophomore, Atkins helped Tucker to a state championship . . . Averaged 13.4 points per game that season . . . Was ranked as the No. 26 wing forward nationally by Scout.com and as the 89th ranked senior by Prepstars.com . . . Was a member of the National Honor Society and carried a 3.8 grade point average.

PERSONAL:

Full name is Manuel Atkins . . . Born Jan. 27, 1991, in New York, N.Y. . . . Son of Laura and Manuel Atkins . . . Has one older sister . . . Currently majoring in public policy.

CAREER HIGHS

POINTS: 26

South Alabama, 11-21-12
Towson, 2-9-13, Northeastern, 2-27-13

FIELD GOALS MADE: 10

Northeastern, 2-27-13 (10-15)

FIELD GOALS ATTEMPTED: 18

BYU, 11-13-12 (9-18)

3-PT FG MADE: 5

South Alabama, 11-21-12 (5-6)

3-PT FG ATTEMPTED: 9

Delaware, 1-12-13 (4-9)

FREE THROWS MADE: 8

William & Mary, 1-16-13 (8-8)
Drexel, 1-26-13 (8-8)

FREE THROW ATTEMPTS: 8

William & Mary, 1-16-13 (8-8)
Drexel, 1-26-13 (8-8)
Hofstra, 2-13-13 (6-8)

REBOUNDS: 12

Northeastern, 2-27-13

ASSISTS: 5

Northeastern, 1-30-13
South Alabama, 11-21-12
Georgia Tech, 3-6-10

STEALS: 5

Mount St. Mary's, 1-2-11
William & Mary, 1-16-13

MINUTES: 44

Towson, 2-9-13

GAME-BY-GAME STATISTICS

| 2012-13 | MP | FG | 3FG | FT | O-D | Rb | As | TO | Blk | Stl | Pts |
|-------------------|-----|-------|-----|-----|------|----|----|----|-----|-----|-----|
| at Duke | *33 | 2-9 | 0-1 | 1-2 | 2-0 | 2 | 0 | 4 | 0 | 1 | 5 |
| at BYU | *36 | 9-18 | 3-6 | 0-0 | 2-6 | 8 | 1 | 1 | 0 | 3 | 21 |
| Monmouth | *22 | 0-4 | 0-2 | 4-5 | 1-5 | 6 | 1 | 3 | 0 | 1 | 4 |
| Tennessee St. | *37 | 1-6 | 0-2 | 0-0 | 0-5 | 5 | 4 | 1 | 1 | 0 | 2 |
| South Alabama | *35 | 8-11 | 5-6 | 5-5 | 1-6 | 7 | 5 | 2 | 0 | 1 | 26 |
| East Carolina | *40 | 5-11 | 2-4 | 3-4 | 0-8 | 8 | 3 | 1 | 1 | 1 | 15 |
| Louisiana Tech | *33 | 4-16 | 3-7 | 2-3 | 4-5 | 9 | 2 | 1 | 1 | 1 | 13 |
| at Liberty | *38 | 7-16 | 1-5 | 2-2 | 1-4 | 5 | 1 | 2 | 0 | 2 | 17 |
| Southern Poly | *31 | 6-11 | 2-3 | 2-3 | 2-4 | 6 | 3 | 2 | 0 | 2 | 16 |
| at Troy | *35 | 4-10 | 2-3 | 2-2 | 2-7 | 9 | 1 | 2 | 0 | 1 | 12 |
| Southern Miss | *37 | 4-11 | 2-6 | 3-5 | 3-1 | 4 | 5 | 4 | 0 | 3 | 13 |
| at Rhode Island | *38 | 5-12 | 0-3 | 4-5 | 4-5 | 9 | 2 | 0 | 1 | 3 | 14 |
| at Ga. Southern | *41 | 4-12 | 2-4 | 1-2 | 3-5 | 8 | 3 | 5 | 0 | 1 | 11 |
| Drexel | *36 | 2-8 | 0-3 | 2-3 | 0-3 | 3 | 2 | 2 | 0 | 1 | 6 |
| James Madison | *39 | 6-9 | 2-2 | 1-1 | 4-4 | 8 | 3 | 4 | 0 | 1 | 15 |
| at Hofstra | *36 | 4-11 | 0-3 | 2-2 | 1-4 | 5 | 2 | 1 | 2 | 1 | 10 |
| Delaware | *39 | 7-17 | 4-9 | 2-3 | 0-5 | 5 | 2 | 2 | 0 | 0 | 20 |
| William & Mary | *37 | 6-11 | 1-3 | 8-8 | 1-4 | 5 | 3 | 2 | 0 | 5 | 21 |
| at Old Dominion | *33 | 6-12 | 4-6 | 5-5 | 1-4 | 5 | 1 | 3 | 0 | 0 | 21 |
| at Towson | *38 | 3-14 | 2-5 | 1-2 | 2-4 | 6 | 1 | 2 | 1 | 1 | 9 |
| UNCW | *30 | 5-11 | 3-5 | 6-6 | 2-2 | 4 | 4 | 2 | 0 | 4 | 19 |
| at Drexel | *37 | 3-12 | 1-4 | 8-8 | 1-9 | 10 | 3 | 1 | 1 | 1 | 15 |
| at Northeastern | *37 | 5-8 | 0-2 | 2-2 | 2-4 | 6 | 5 | 5 | 0 | 1 | 12 |
| Old Dominion | *37 | 5-10 | 4-8 | 2-2 | 2-7 | 9 | 2 | 2 | 0 | 1 | 16 |
| at UNCW | *35 | 4-11 | 1-3 | 3-6 | 3-3 | 6 | 0 | 1 | 0 | 0 | 12 |
| Towson | *44 | 9-14 | 4-6 | 4-4 | 1-2 | 3 | 2 | 3 | 0 | 3 | 26 |
| Hofstra | *36 | 3-12 | 1-6 | 6-8 | 2-7 | 9 | 2 | 1 | 0 | 3 | 13 |
| at George Mason | *38 | 4-12 | 2-5 | 4-4 | 4-6 | 10 | 2 | 2 | 1 | 1 | 14 |
| at William & Mary | *34 | 5-9 | 0-2 | 1-6 | 5-4 | 9 | 1 | 0 | 0 | 0 | 11 |
| at JMU | *26 | 2-7 | 0-1 | 1-1 | 2-6 | 8 | 0 | 2 | 0 | 3 | 5 |
| Northeastern | *43 | 10-15 | 3-6 | 3-4 | 1-11 | 12 | 3 | 4 | 0 | 2 | 26 |

* Game Started

PLAYER PROFILES

| 2010-11..... | MP | FG | 3FG | FT | O-D | Rb | As | TO | Blk | Stl | Pts |
|-------------------------|----|-----|-----|-----|-----|----|----|----|-----|-----|-----|
| Brown | | DNP | | | | | | | | | |
| UNC Greensboro.. | 1 | 0-0 | 0-0 | 0-0 | 0-0 | 0 | 0 | 0 | 0 | 0 | 0 |
| at Campbell..... | | DNP | | | | | | | | | |
| Temple..... | | DNP | | | | | | | | | |
| Delaware | 19 | 2-6 | 1-3 | 0-1 | 2-0 | 0 | 0 | 0 | 0 | 2 | 5 |
| at Iowa..... | 4 | 0-0 | 0-0 | 0-0 | 0-0 | 0 | 0 | 0 | 0 | 1 | 0 |
| Georgia..... | 1 | 0-0 | 0-0 | 0-0 | 0-0 | 0 | 0 | 0 | 0 | 0 | 0 |
| VMI..... | 6 | 0-2 | 0-0 | 2-2 | 1-0 | 1 | 2 | 0 | 1 | 0 | 2 |
| at Penn State..... | | DNP | | | | | | | | | |
| CharlestonSo. | 18 | 3-4 | 0-1 | 0-0 | 0-1 | 1 | 2 | 0 | 0 | 3 | 6 |
| UMBC | 19 | 3-7 | 0-1 | 1-2 | 1-4 | 5 | 2 | 0 | 1 | 0 | 7 |
| Longwood..... | 18 | 1-4 | 0-1 | 0-0 | 0-5 | 5 | 2 | 3 | 0 | 1 | 2 |
| at Seton Hall | 17 | 3-5 | 1-1 | 1-2 | 0-1 | 1 | 0 | 0 | 0 | 2 | 8 |
| at North Carolina . | 4 | 0-1 | 0-0 | 0-0 | 0-0 | 0 | 1 | 1 | 0 | 1 | 0 |
| Miami | 1 | 0-0 | 0-0 | 0-0 | 0-0 | 0 | 0 | 0 | 0 | 0 | 0 |
| at Florida State | 6 | 1-2 | 1-2 | 0-0 | 0-1 | 1 | 0 | 0 | 0 | 0 | 3 |
| NC Central..... | 16 | 3-5 | 2-4 | 0-2 | 3-1 | 4 | 0 | 1 | 0 | 2 | 8 |
| Boston College..... | 2 | 0-0 | 0-0 | 0-0 | 0-0 | 0 | 0 | 0 | 0 | 0 | 0 |
| at Virginia | | DNP | | | | | | | | | |
| at Miami..... | 2 | 0-0 | 0-0 | 0-0 | 0-0 | 0 | 0 | 0 | 0 | 0 | 0 |
| North Carolina 0+ | | 0-0 | 0-0 | 0-0 | 0-0 | 0 | 0 | 0 | 0 | 0 | 0 |
| Clemson | | DNP | | | | | | | | | |
| at NC State..... | 3 | 0-0 | 0-0 | 0-0 | 0-1 | 1 | 0 | 0 | 0 | 0 | 0 |
| Virginia | | DNP | | | | | | | | | |
| Wake Forest..... | | DNP | | | | | | | | | |
| at Duke..... | | DNP | | | | | | | | | |
| at Boston College | 6 | 0-1 | 0-1 | 0-0 | 0-1 | 1 | 0 | 1 | 0 | 1 | 0 |
| Maryland | | DNP | | | | | | | | | |
| NC State | 2 | 1-2 | 0-0 | 0-0 | 0-0 | 0 | 0 | 0 | 0 | 1 | 2 |
| at Georgia Tech.... * | 38 | 1-3 | 1-2 | 2-4 | 1-6 | 7 | 5 | 2 | 1 | 0 | 5 |
| Miami | 7 | 0-0 | 0-0 | 0-0 | 0-0 | 0 | 0 | 0 | 1 | 0 | 0 |
| Quinnipiac..... | 4 | 1-1 | 0-0 | 0-0 | 0-1 | 1 | 0 | 1 | 0 | 0 | 2 |
| Connecticut..... | 4 | 0-0 | 0-0 | 0-0 | 1-0 | 1 | 0 | 1 | 0 | 0 | 0 |
| Rhode Island..... | | DNP | | | | | | | | | |

| 2009-10 | MP | FG | 3FG | FT | O-D | Rb | As | TO | Blk | Stl | Pts |
|----------------------|----|------|-----|-----|-----|----|----|----|-----|-----|-----|
| Campbell..... | 3 | 0-0 | 0-0 | 0-0 | 0-0 | 0 | 0 | 1 | 0 | 0 | 0 |
| at Kansas State.... | 8 | 0-2 | 0-2 | 0-1 | 0-0 | 0 | 0 | 0 | 0 | 0 | 0 |
| UNC Greensboro.. | 8 | 2-3 | 1-2 | 2-2 | 0-2 | 2 | 0 | 0 | 0 | 1 | 7 |
| at Cal.St.-North.... | 11 | 2-3 | 1-1 | 0-0 | 1-1 | 2 | 1 | 0 | 0 | 0 | 5 |
| Oklahoma State.... | 6 | 0-2 | 0-2 | 0-0 | 0-0 | 0 | 0 | 0 | 0 | 0 | 0 |
| UNLV | 3 | 0-0 | 0-0 | 0-0 | 0-0 | 0 | 0 | 1 | 0 | 0 | 0 |
| Purdue..... | | DNP | | | | | | | | | |
| Virginia | 3 | 0-2 | 0-0 | 0-0 | 2-0 | 2 | 0 | 0 | 0 | 0 | 0 |
| Penn State | 6 | 1-1 | 0-0 | 2-2 | 0-1 | 1 | 0 | 1 | 0 | 0 | 4 |
| Mississippi State . | 13 | 4-6 | 0-1 | 2-2 | 2-0 | 2 | 1 | 0 | 0 | 0 | 10 |
| at St. Bonnie | 9 | 2-2 | 1-1 | 0-0 | 0-0 | 0 | 1 | 0 | 0 | 0 | 5 |
| USC Upstate..... | 13 | 1-4 | 0-2 | 2-2 | 1-2 | 3 | 1 | 4 | 0 | 0 | 4 |
| Mt. St. Mary's..... | 22 | 4-4 | 1-1 | 3-3 | 0-4 | 4 | 1 | 1 | 0 | 5 | 12 |
| Florida State | 14 | 0-2 | 0-2 | 4-4 | 0-3 | 3 | 0 | 0 | 0 | 0 | 4 |
| at North Carolina . | 23 | 3-4 | 3-4 | 0-0 | 0-2 | 2 | 0 | 1 | 0 | 1 | 9 |
| Wake Forest | 17 | 5-7 | 2-3 | 4-4 | 0-2 | 2 | 0 | 1 | 0 | 0 | 16 |
| at Maryland..... | 14 | 2-6 | 1-4 | 1-1 | 0-4 | 4 | 0 | 1 | 0 | 0 | 6 |
| Longwood..... | 18 | 3-4 | 2-2 | 0-0 | 0-1 | 1 | 0 | 0 | 1 | 0 | 8 |
| at Georgia Tech.... | 19 | 1-02 | 0-1 | 0-0 | 2-1 | 3 | 1 | 0 | 0 | 0 | 2 |
| Miami | 7 | 1-2 | 1-1 | 0-0 | 0-0 | 0 | 0 | 0 | 0 | 0 | 3 |
| at NC State..... | 10 | 3-6 | 0-0 | 0-0 | 4-0 | 4 | 0 | 0 | 0 | 1 | 6 |
| at Boston College | 17 | 0-6 | 0-2 | 0-0 | 2-1 | 3 | 0 | 1 | 0 | 0 | 0 |
| Georgia Tech..... | 9 | 0-3 | 0-2 | 0-0 | 1-1 | 2 | 0 | 1 | 0 | 0 | 0 |
| Maryland | 8 | 0-3 | 0-2 | 0-0 | 0-1 | 1 | 0 | 0 | 0 | 0 | 0 |
| at Virginia..... | 5 | 0-2 | 0-1 | 0-0 | 0-0 | 0 | 0 | 0 | 0 | 0 | 0 |
| at Wake Forest..... | 8 | 1-2 | 0-1 | 0-0 | 0-1 | 1 | 0 | 0 | 0 | 1 | 2 |
| Duke | 2 | 0-0 | 0-0 | 0-0 | 0-0 | 0 | 0 | 0 | 0 | 0 | 0 |
| Boston College.... | 14 | 1-3 | 0-2 | 1-1 | 0-0 | 0 | 0 | 1 | 0 | 1 | 3 |
| at Clemson..... | 23 | 4-12 | 1-5 | 0-0 | 2-2 | 4 | 0 | 0 | 0 | 3 | 9 |
| Georgia Tech..... | 18 | 3-5 | 0-1 | 0-0 | 2-0 | 2 | 1 | 1 | 0 | 1 | 6 |
| Florida State | 31 | 4-8 | 3-4 | 3-5 | 1-2 | 3 | 0 | 1 | 0 | 0 | 14 |
| Bethune-Cook..... | 26 | 5-8 | 2-5 | 0-0 | 1-2 | 3 | 0 | 2 | 0 | 0 | 12 |
| Wichita State..... | 26 | 2-5 | 2-3 | 2-2 | 1-5 | 6 | 0 | 0 | 0 | 0 | 8 |





DENNY BURGUILLOS

SR. / 6-7 / 230 / FORWARD

VALENCIA, VENEZUELA/CASPER (WYO.) COLLEGE

45

AT GEORGIA STATE:

Played in first 17 games of the season, making six starts before having to sit out the final 14 games of the schedule for academic reasons.

Came to GSU as a junior college transfer with two years of eligibility remaining . . . A lefty who can play the post or shoot the 20-foot jumper.

2012-13

Averaged 1.6 points and 2.5 rebounds in 17 games, making six starts during his first season at GSU . . . Averaged 12.9 minutes per game, while shooting 46.2 percent from the floor, while blocking eight shots.

In just the second game of the season, played a season-high 28 minutes at BYU, scoring nine points on 4-of-6 shooting and pulling down six rebounds . . . Finished with five points on 3-of-4 shooting at Hofstra, grabbing six rebounds in 19 minutes of action.

JUNIOR COLLEGE

Averaged 5.6 points, 3.9 rebounds and shot 43.6 percent from the floor during the 2011-12 season for Joel Davidson at Casper (Wyo.) College . . . In 30 games for the Thunderbirds, swiped 12 steals, blocked 14 shots and dished out 14 assists.

PREP

Attended Gustavo Diaz Solis High School in Guacara, Carabobo, Venezuela, graduating in 2008.

PERSONAL

Full name is Deninson Alberto Rodriguez Burguillos . . . Born on Aug. 1, 1989 in Valencia, Venezuela. . . Parents are Olfa Burguillos and Teodoso Rodriguez . . . Currently majoring in sociology.

BURGUILLOS GAME-BY-GAME

| 2012-13 | MP | FG | 3FG | FT | O-D | Rb | As | TO | Blk | Stl | Pts |
|---------------------|----|-----|-----|-----|-----|----|----|----|-----|-----|-----|
| at Duke.....* | 7 | 0-1 | 0-0 | 0-0 | 1-1 | 2 | 0 | 1 | 0 | 0 | 0 |
| at BYU.....* | 28 | 4-6 | 0-0 | 1-2 | 3-3 | 6 | 0 | 0 | 1 | 1 | 9 |
| Monmouth..... | 8 | 1-2 | 0-0 | 0-2 | 0-1 | 1 | 0 | 0 | 1 | 0 | 2 |
| Tennessee St. | 13 | 1-2 | 0-0 | 0-0 | 2-3 | 5 | 0 | 1 | 2 | 0 | 2 |
| South Alabama | 16 | 0-0 | 0-0 | 0-0 | 1-2 | 3 | 1 | 0 | 0 | 0 | 0 |
| East Carolina..... | 14 | 1-1 | 0-0 | 0-0 | 1-1 | 2 | 0 | 1 | 1 | 0 | 2 |
| Louisiana Tech...* | 17 | 2-5 | 0-0 | 0-0 | 1-3 | 4 | 0 | 1 | 0 | 2 | 4 |
| at Liberty.....* | 16 | 0-1 | 0-0 | 0-0 | 0-1 | 1 | 0 | 2 | 0 | 1 | 0 |
| Southern Poly..... | 11 | 0-0 | 0-0 | 0-0 | 0-2 | 0 | 0 | 0 | 0 | 0 | 0 |
| at Troy..... | 10 | 0-0 | 0-0 | 0-0 | 1-0 | 1 | 0 | 0 | 0 | 0 | 0 |
| Southern Miss..... | 2 | 0-0 | 0-0 | 0-2 | 2-0 | 2 | 0 | 0 | 0 | 0 | 0 |
| at Rhode Island .* | 21 | 0-2 | 0-0 | 0-0 | 0-2 | 2 | 0 | 1 | 2 | 1 | 0 |
| at Ga. Southern ... | 5 | 0-0 | 0-0 | 0-0 | 0-0 | 0 | 0 | 0 | 0 | 0 | 0 |
| Drexel | 15 | 2-3 | 0-0 | 0-0 | 2-0 | 2 | 0 | 0 | 0 | 0 | 4 |
| James Madison.... | 9 | 0-1 | 0-0 | 0-0 | 1-1 | 2 | 0 | 0 | 0 | 0 | 0 |
| at Hofstra | 19 | 1-2 | 0-0 | 3-4 | 3-3 | 6 | 0 | 1 | 1 | 1 | 5 |
| Delaware | 8 | 0-0 | 0-0 | 0-0 | 0-1 | 1 | 0 | 0 | 0 | 0 | 0 |

..... Did Not Play in Final 14 games of the Season

* Game Started

CAREER HIGHS

POINTS: 9

BYU, 11-13-12

FIELD GOALS MADE: 4

BYU, 11-13-12 (4-6)

FIELD GOALS ATTEMPTED: 6

BYU, 11-13-12 (4-6)

FREE THROWS MADE: 3

Hofstra, 1-7-12 (3-4)

FREE THROW ATTEMPTS: 4

Hofstra, 1-7-12 (3-4)

REBOUNDS: 6

BYU, 11-13-12, Hofstra, 1-7-12

BLOCKS: 2

Tennessee State, 11-20-12

Rhode Island, 12-22-12

ASSISTS: 1

South Alabama, 11-21-12

Rhode Island, 12-22-12

STEALS: 2

Louisiana Tech, 11-30-12


MINUTES: 28

BYU, 11-13-12

CAREER STATISTICS

| CONF. ONLY | G-GS | Min | Avg | FG- FGA | Pct. | 3P-3PA | Pct. | FT- FTA | Pct. | O- D | Reb | Avg | Ast | Blk | Stl | Pts | Avg |
|------------|-------|-----|------|---------|-------|--------|-------|---------|-------|--------|-----|-----|-----|-----|-----|-----|-----|
| 2012-13 | 4- 0 | 51 | 12.8 | 3- 6 | 0.500 | 0- 0 | 0.000 | 3- 4 | 0.750 | 6- 5 | 11 | 2.8 | 0 | 1 | 1 | 9 | 2.3 |
| ALL GAMES | G-GS | Min | Avg | FG- FGA | Pct. | 3P-3PA | Pct. | FT- FTA | Pct. | O- D | Reb | Avg | Ast | Blk | Stl | Pts | Avg |
| 2012-13 | 17- 6 | 219 | 12.9 | 12- 26 | 0.462 | 0- 0 | 0.000 | 4- 10 | 0.400 | 18- 24 | 42 | 2.5 | 1 | 8 | 6 | 28 | 1.6 |

PLAYER PROFILES



RASHARD RICHARDSON

SR. / 6-5 / 185 / GUARD

JAMES ISLAND, S.C. / OLOSAR CHRISTIAN ACADEMY

25

AT GEORGIA STATE:

Has steadily improved in each of his three seasons and more than doubled his production in most categories from his sophomore to junior seasons . . . One of three team captains, known for his leadership abilities on and off the court.

In three seasons, has played in 90 games, making 42 starts and averaging 4.7 points per game.

2012-13:

Named one of three team captains before the start of the season and earned the team's Leadership Award following the year . . . Appeared in all 31 games, making 26 starts and averaging a career-high 7.3 points per game, shooting 43.6 percent from the floor and 36.0 percent from three-point range . . . Made 40 3-pointers for the second year in a row, tied for third most on the team.

Hit a 45-foot half court buzzer-beater against Tennessee State to give GSU a 59-57 win. The play earned him the No. 2 spot on ESPN SportsCenter's Top 10 that night . . . Also hit a game-winning three-pointer with less than three seconds remaining at Liberty to secure a one-point victory.

Set a career-high in minutes played, going for 37 at Northeastern, scoring 13 points and grabbing four steals to knock off the previously unbeaten in CAA play Huskies . . . Scored nine points and grabbed a career-high eight rebounds at George Mason.

Swiped a career-high five steals and tied a career-high with three assists against Old Dominion.

2011-12:

Played in all 34 games as a sophomore, starting 16 . . . Averaged 5.4 points and 1.4 rebounds per game, playing 13.7 minutes per game . . . Knocked down 40 3-pointers, third most on the team, shooting 36.0 percent from beyond the arc . . . Opened the season in record-breaking fashion, scoring 21 points on 7-of-10 3-pointers at Washington. The seven made three's are tied for the sixth most in a single game in school history, while the 70.0 percent 3-point shooting mark is tied for the third best single-game mark in school history . . . Came off the bench to score 12 points, including a pair of 3-pointers at South Carolina State . . . Scored a team-high 14 points against FIU . . . Finished with 16 points on 6-of-8 shooting, including 4-of-6 from three-point range against UTSA in the annual SEARS Bracketbusters . . . Scored seven points and grabbed a season-high six rebounds in the Panthers' win over Tennessee Tech in the first game of the CollegeInsider.com Postseason Tournament.

2010-11:

Made collegiate debut in season opener, playing two minutes and dishing out one assist at McNeese State (11/16) . . . Scored first collegiate basket against Samford (11/27), a 3-pointer, playing six minutes and earning first career steal . . . Finished with a career-high 11 minutes against both James Madison (1/13) and VCU (1/19) . . . Scored three points and pulled down two rebounds, dishing out two assists in nine minutes off the bench against UNCW (1/5).

Finished season scoring 17 points and pulling down five rebounds, while dishing out six assists and seeing action in 25 games for a total of 102 minutes (4.2 mpg).

CAREER STATISTICS

| CONF. ONLY | G-GS | Min | Avg | FG- FGA | Pct. | 3P-3PA | Pct. | FT- FTA | Pct. | O- D | Reb | Avg | Ast | Blk | Stl | Pts | Avg |
|------------|-------|------|------|----------|-------|--------|-------|---------|-------|--------|-----|-----|-----|-----|-----|-----|-----|
| 2010-11 | 16- 0 | 75 | 4.7 | 3- 19 | 0.158 | 2- 10 | 0.200 | 0- 0 | 0.000 | 2- 3 | 5 | 0.3 | 4 | 0 | 4 | 8 | 0.5 |
| 2011-12 | 18- 7 | 221 | 12.3 | 29- 78 | 0.372 | 18- 50 | 0.360 | 0- 0 | 0.000 | 5- 15 | 20 | 1.1 | 4 | 0 | 9 | 76 | 4.2 |
| 2012-13 | 18-18 | 520 | 28.9 | 55- 120 | 0.458 | 32- 76 | 0.421 | 6- 8 | 0.750 | 13- 41 | 54 | 3.0 | 18 | 0 | 26 | 148 | 8.2 |
| Totals | 52-25 | 816 | 15.7 | 87- 217 | 0.401 | 52-136 | 0.382 | 6- 8 | 0.750 | 20- 59 | 79 | 1.5 | 26 | 0 | 39 | 232 | 4.5 |
| ALL GAMES | G-GS | Min | Avg | FG- FGA | Pct. | 3P-3PA | Pct. | FT- FTA | Pct. | O- D | Reb | Avg | Ast | Blk | Stl | Pts | Avg |
| 2010-11 | 25- 0 | 105 | 4.2 | 7- 27 | 0.259 | 3- 13 | 0.231 | 0- 0 | 0.000 | 2- 3 | 5 | 0.2 | 6 | 0 | 5 | 17 | 0.7 |
| 2011-12 | 34-16 | 465 | 13.7 | 67- 176 | 0.381 | 40-115 | 0.348 | 8- 10 | 0.800 | 13- 36 | 49 | 1.4 | 9 | 2 | 15 | 182 | 5.4 |
| 2012-13 | 31-26 | 837 | 27.0 | 85- 195 | 0.436 | 40-111 | 0.360 | 15- 24 | 0.625 | 19- 65 | 84 | 2.7 | 33 | 0 | 36 | 225 | 7.3 |
| Totals | 90-42 | 1407 | 15.6 | 159- 398 | 0.399 | 83-239 | 0.347 | 23- 34 | 0.676 | 34-104 | 138 | 1.5 | 48 | 2 | 56 | 424 | 4.7 |



PLAYER PROFILES

HIGH SCHOOL:

Spent his senior year at Oldsmar Christian . . . Led the team in scoring with 24.6 points per game . . . Coached by Ryan Panone.

Averaged 19 points, five rebounds and five assists as a junior at James Island Charter High School in James Island, S.C., before moving to Oldsmar . . . Earned all-region and all-Low Country honors as a sophomore and junior at James Island.

Played AAU basketball for Team Truth and Charleston Heat.

PERSONAL

Full name is Rashaad Malik Richardson . . . Born Sept. 21, 1990 . . . Parents are Stephanie Richardson and Marvin Curry . . . Currently majoring in sociology.

CAREER HIGHS

POINTS: 21

Washington, 11-12-11

FIELD GOALS MADE: 7

Washington, 11-12-11 (7-14)

FIELD GOALS ATTEMPTED: 14

Washington, 11-12-11 (7-14)

3-PT FG MADE: 7

Washington, 11-12-11 (7-10)

3-PT FG ATTEMPTED: 10

Washington, 11-12-11 (7-10)

FREE THROWS MADE: 3

Southern Poly, 12-8-12 (3-6)

FREE THROWS ATTEMPTED: 3

Southern Poly, 12-8-12 (3-6)

REBOUNDS: 8

George Mason, 2-16-13

ASSISTS: 3

Southern Poly, 12-8-12

Old Dominion, 2-2-13

STEALS: 5

Old Dominion, 2-2-13

MINUTES: 37

Northeastern, 1-30-13

GAME-BY-GAME STATISTICS

| 2012-13 | MP | FG | 3FG | FT | O-D | Rb | As | TO | Blk | Stl | Pts |
|---------------------|-----|------|-----|-----|-----|----|----|----|-----|-----|-----|
| at Duke..... | *17 | 0-3 | 0-2 | 0-0 | 1-2 | 3 | 0 | 0 | 0 | 0 | 0 |
| at BYU..... | 32 | 3-9 | 0-4 | 0-0 | 0-2 | 2 | 2 | 1 | 0 | 3 | 6 |
| Monmouth..... | *22 | 4-5 | 0-1 | 1-1 | 0-3 | 3 | 0 | 1 | 0 | 0 | 9 |
| Tennessee St. | *29 | 4-6 | 1-1 | 0-2 | 0-3 | 3 | 1 | 0 | 0 | 3 | 9 |
| South Alabama .. | *25 | 1-2 | 1-1 | 0-2 | 1-0 | 1 | 1 | 3 | 0 | 0 | 3 |
| East Carolina..... | *22 | 1-5 | 0-2 | 0-0 | 0-1 | 1 | 1 | 0 | 0 | 0 | 2 |
| Louisiana Tech..... | 24 | 2-7 | 2-4 | 0-0 | 0-1 | 1 | 1 | 2 | 0 | 1 | 6 |
| at Liberty..... | *26 | 3-6 | 2-5 | 2-2 | 3-0 | 3 | 2 | 1 | 0 | 0 | 10 |
| Southern Poly..... | 26 | 6-13 | 0-4 | 3-6 | 0-3 | 3 | 3 | 0 | 0 | 1 | 15 |
| at Troy..... | 15 | 0-1 | 0-1 | 0-0 | 0-0 | 0 | 1 | 1 | 0 | 0 | 0 |
| Southern Miss..... | 25 | 1-3 | 1-2 | 2-2 | 0-4 | 4 | 1 | 0 | 0 | 1 | 5 |
| at Rhode Island ... | 24 | 3-7 | 1-5 | 0-0 | 0-3 | 3 | 1 | 0 | 0 | 1 | 7 |
| at Ga. Southern .. | *30 | 2-8 | 0-3 | 1-1 | 1-2 | 3 | 1 | 1 | 0 | 0 | 5 |
| Drexel | *20 | 2-6 | 0-1 | 0-0 | 2-2 | 4 | 0 | 0 | 0 | 0 | 4 |
| James Madison.. | *14 | 2-5 | 2-3 | 0-0 | 1-1 | 2 | 0 | 1 | 0 | 0 | 6 |
| at Hofstra | *22 | 3-6 | 0-3 | 0-0 | 2-2 | 4 | 0 | 0 | 0 | 1 | 6 |
| Delaware..... | *30 | 5-7 | 3-5 | 0-0 | 1-1 | 2 | 2 | 0 | 0 | 2 | 13 |
| William & Mary .. | *29 | 5-11 | 2-6 | 0-0 | 0-0 | 0 | 1 | 2 | 0 | 0 | 12 |
| at Old Dominion.. | *32 | 2-6 | 0-4 | 0-0 | 2-0 | 2 | 2 | 2 | 0 | 0 | 4 |
| at Towson..... | *33 | 4-5 | 3-4 | 0-0 | 1-4 | 5 | 1 | 0 | 0 | 0 | 11 |
| UNCW | *21 | 3-4 | 2-3 | 0-0 | 0-1 | 1 | 1 | 0 | 0 | 1 | 8 |
| at Drexel..... | *35 | 4-9 | 4-7 | 0-0 | 0-2 | 2 | 0 | 0 | 0 | 0 | 12 |
| at Northeastern .. | *37 | 4-7 | 3-6 | 2-2 | 0-6 | 6 | 0 | 0 | 0 | 4 | 13 |
| Old Dominion..... | *36 | 3-11 | 2-7 | 0-0 | 0-2 | 2 | 3 | 0 | 0 | 5 | 8 |
| at UNCW..... | *27 | 1-3 | 1-2 | 0-0 | 0-1 | 1 | 0 | 1 | 0 | 0 | 3 |
| Towson | *21 | 4-8 | 0-3 | 0-0 | 1-2 | 3 | 1 | 0 | 0 | 2 | 8 |
| Hofstra..... | *32 | 2-6 | 2-4 | 0-0 | 0-2 | 2 | 1 | 3 | 0 | 3 | 6 |
| at George Mason* | 34 | 3-4 | 3-4 | 0-2 | 1-7 | 8 | 1 | 0 | 0 | 2 | 9 |
| at William&Mary * | 32 | 3-9 | 2-6 | 2-2 | 0-2 | 2 | 2 | 1 | 0 | 2 | 10 |
| at JMU | *33 | 3-7 | 3-5 | 2-2 | 1-2 | 3 | 1 | 1 | 0 | 3 | 11 |
| Northeastern..... | *34 | 2-6 | 0-3 | 0-0 | 1-4 | 5 | 2 | 0 | 0 | 1 | 4 |

* Game Started



TOP TEN: Rashaad Richardson's half-court buzzer-beater against Tennessee State earned him the No. 2 spot on ESPN Sportscenters Top 10.

PLAYER PROFILES

| 2011-12..... | MP | FG | 3FG | FT | O-D | Rb | As | TO | Blk | Stl | Pts |
|----------------------|-----|------|------|-----|-----|----|----|----|-----|-----|-----|
| at Washington..... | 27 | 7-14 | 7-10 | 0-0 | 1-4 | 5 | 0 | 0 | 0 | 1 | 21 |
| vs Portland..... | *19 | 1-5 | 1-5 | 0-0 | 0-2 | 2 | 0 | 1 | 0 | 1 | 3 |
| vs. FAU..... | 17 | 2-3 | 1-1 | 0-0 | 1-0 | 1 | 0 | 1 | 0 | 0 | 5 |
| McNeese State..... | 15 | 1-6 | 1-4 | 0-0 | 1-0 | 1 | 0 | 0 | 0 | 0 | 3 |
| at Samford..... | *11 | 0-5 | 0-3 | 0-0 | 1-1 | 2 | 1 | 1 | 0 | 0 | 0 |
| Liberty..... | 4 | 0-1 | 0-1 | 0-0 | 0-0 | 0 | 0 | 1 | 0 | 0 | 0 |
| at S.C. State..... | 17 | 4-9 | 3-8 | 1-1 | 0-1 | 1 | 0 | 0 | 1 | 0 | 12 |
| FIU..... | *19 | 5-11 | 2-8 | 2-2 | 1-3 | 4 | 0 | 0 | 1 | 1 | 14 |
| William&Mary..... | *13 | 2-6 | 2-5 | 0-0 | 0-0 | 0 | 0 | 0 | 0 | 2 | 6 |
| Rhode Island..... | *14 | 2-5 | 0-3 | 1-2 | 0-2 | 2 | 0 | 3 | 0 | 1 | 5 |
| at Utah Valley..... | *7 | 0-2 | 0-1 | 0-0 | 0-0 | 0 | 1 | 0 | 0 | 0 | 0 |
| Ga. Southern..... | *10 | 1-5 | 0-3 | 0-0 | 0-1 | 1 | 0 | 1 | 0 | 0 | 2 |
| Drexel..... | 3 | 0-1 | 0-0 | 0-0 | 0-0 | 0 | 0 | 0 | 0 | 0 | 0 |
| at VCU..... | 1 | 0-1 | 0-1 | 0-0 | 0-0 | 0 | 0 | 1 | 0 | 0 | 0 |
| at Mason..... | 1 | 0-0 | 0-0 | 0-0 | 0-0 | 0 | 0 | 0 | 0 | 0 | 0 |
| UNCW..... | 13 | 3-7 | 1-3 | 0-0 | 1-1 | 2 | 1 | 0 | 0 | 1 | 7 |
| Towson..... | 7 | 0-3 | 0-0 | 0-0 | 0-0 | 0 | 1 | 0 | 0 | 0 | 0 |
| at Northeastern.... | 9 | 1-3 | 1-2 | 0-0 | 1-0 | 1 | 0 | 1 | 0 | 0 | 3 |
| at Delaware..... | 2 | 1-2 | 0-1 | 0-0 | 0-0 | 0 | 0 | 0 | 0 | 0 | 2 |
| James Madison..... | 19 | 1-4 | 1-2 | 0-0 | 1-2 | 3 | 1 | 1 | 0 | 1 | 3 |
| at Drexel..... | 10 | 2-4 | 0-0 | 0-0 | 0-1 | 1 | 0 | 0 | 0 | 1 | 4 |
| VCU..... | *15 | 0-3 | 0-2 | 0-0 | 0-1 | 1 | 0 | 1 | 0 | 0 | 0 |
| at UNCW..... | *21 | 4-10 | 2-6 | 0-0 | 0-5 | 5 | 0 | 1 | 0 | 1 | 10 |
| at Hofstra..... | *28 | 4-8 | 4-8 | 0-0 | 1-0 | 1 | 0 | 0 | 0 | 1 | 12 |
| Northeastern..... | *15 | 1-4 | 1-4 | 0-0 | 0-1 | 1 | 1 | 2 | 0 | 1 | 3 |
| Delaware..... | *10 | 1-4 | 1-3 | 0-0 | 0-0 | 0 | 0 | 0 | 0 | 0 | 3 |
| at JMU..... | 22 | 5-9 | 2-6 | 0-0 | 0-1 | 1 | 0 | 0 | 0 | 0 | 12 |
| UTSA..... | 13 | 6-8 | 4-6 | 0-0 | 1-0 | 1 | 0 | 0 | 0 | 0 | 16 |
| Old Dominion..... | 2 | 0-1 | 0-1 | 0-0 | 0-0 | 0 | 0 | 1 | 0 | 0 | 0 |
| at William&Mary..... | *30 | 4-8 | 3-6 | 0-0 | 1-3 | 4 | 0 | 0 | 0 | 1 | 11 |
| Hofstra (CAA)..... | *21 | 3-4 | 0-1 | 2-2 | 1-1 | 2 | 1 | 0 | 0 | 1 | 8 |
| Mason (CAA)..... | *17 | 3-5 | 2-3 | 2-2 | 0-1 | 1 | 0 | 1 | 0 | 0 | 10 |
| Tenn. Tech (CIT).... | 18 | 3-8 | 1-4 | 0-1 | 1-5 | 6 | 2 | 0 | 0 | 1 | 18 |
| at Mercer (CIT)..... | 15 | 0-7 | 0-4 | 0-0 | 0-0 | 0 | 0 | 1 | 0 | 0 | 0 |

| 2010-11..... | MP | FG | 3FG | FT | O-D | Rb | As | TO | Blk | Stl | Pts |
|-----------------------|----|-----|-----|-----|-----|----|----|----|-----|-----|-----|
| at McNeese..... | 2 | 0-0 | 0-0 | 0-0 | 0-0 | 0 | 1 | 1 | 0 | 0 | 0 |
| Troy..... | | DNP | | | | | | | | | |
| Utah Valley..... | 1 | 0-0 | 0-0 | 0-0 | 0-0 | 0 | 0 | 1 | 0 | 0 | 0 |
| Samford..... | 6 | 1-1 | 1-1 | 0-0 | 0-0 | 0 | 0 | 0 | 0 | 1 | 3 |
| at Hampton..... | | DNP | | | | | | | | | |
| James Madison..... | 3 | 0-1 | 0-0 | 0-0 | 0-0 | 0 | 1 | 0 | 0 | 1 | 0 |
| Western Michigan..... | | DNP | | | | | | | | | |
| Florida A&M..... | 2 | 0-0 | 0-0 | 0-0 | 0-0 | 0 | 0 | 0 | 0 | 0 | 0 |
| at Georgia So..... | 1 | 0-0 | 0-0 | 0-0 | 0-0 | 0 | 1 | 0 | 0 | 0 | 0 |
| Texas A&M-CC..... | 6 | 1-2 | 0-0 | 0-0 | 0-0 | 0 | 0 | 0 | 0 | 1 | 2 |
| at Chattanooga..... | 6 | 1-3 | 0-2 | 0-0 | 0-0 | 0 | 0 | 0 | 0 | 0 | 2 |
| VCU..... | 3 | 0-1 | 0-1 | 0-0 | 0 | 0 | 0 | 0 | 0 | 0 | 0 |
| at UNCW..... | 9 | 1-4 | 1-3 | 0-0 | 1-1 | 2 | 2 | 0 | 0 | 1 | 3 |
| Towson..... | 8 | 0-2 | 0-1 | 0-0 | 0-1 | 1 | 1 | 0 | 0 | 0 | 0 |
| at JMU..... | 11 | 1-2 | 0-0 | 0-0 | 1-0 | 1 | 0 | 0 | 0 | 0 | 2 |
| at George Mason..... | 7 | 0-2 | 0-2 | 0-0 | 0-0 | 0 | 0 | 1 | 0 | 1 | 0 |
| at VCU..... | 11 | 0-3 | 0-0 | 0-0 | 0-0 | 0 | 0 | 0 | 0 | 0 | 0 |
| Delaware..... | 3 | 0-0 | 0-0 | 0-0 | 0-1 | 1 | 0 | 0 | 0 | 0 | 0 |
| at Drexel..... | 6 | 1-2 | 1-2 | 0-0 | 0-0 | 0 | 0 | 2 | 0 | 0 | 3 |
| Old Dominion..... | | DNP | | | | | | | | | |
| at Northeastern.... | 2 | 0-1 | 0-0 | 0-0 | 0-0 | 0 | 0 | 0 | 0 | 0 | 0 |
| UNCW..... | 0+ | 0-1 | 0-1 | 0-0 | 0-0 | 0 | 0 | 0 | 0 | 0 | 0 |
| at Towson..... | 1 | 0-0 | 0-0 | 0-0 | 0-0 | 0 | 0 | 0 | 0 | 0 | 0 |
| Hofstra..... | 1 | 0-0 | 0-0 | 0-0 | 0-0 | 0 | 0 | 0 | 0 | 0 | 0 |
| Northeastern..... | | DNP | | | | | | | | | |
| at Old Dominion.... | 0+ | 0-0 | 0-0 | 0-0 | 0-0 | 0 | 0 | 0 | 0 | 0 | 0 |
| at La. Tech..... | 3 | 1-2 | 0-0 | 0-0 | 0-0 | 0 | 0 | 0 | 0 | 0 | 2 |
| at W&M..... | 7 | 0-0 | 0-0 | 0-0 | 0-0 | 0 | 0 | 0 | 0 | 0 | 0 |
| George Mason..... | 3 | 0-0 | 0-0 | 0-0 | 0-0 | 0 | 0 | 0 | 0 | 0 | 0 |
| UNCW (CAA)..... | | DNP | | | | | | | | | |
| Mason (CAA)..... | 3 | 0-0 | 0-0 | 0-0 | 0-0 | 0 | 0 | 0 | 0 | 0 | 0 |





DEVONTA WHITE

Sr. / 5-11 / 170 / GUARD

ALPHARETTA, GA./CENTENNIAL HS

12

AT GEORGIA STATE:

After an injury derailed his freshman season, has started 64 of 65 games during his sophomore and junior seasons, increasing his production in every statistical category . . . Became just the 17th Panther in program history to score 1,000 points in his career and is on pace to be among the top 10 in most statistical categories when he graduates.

Point guard who was one of the top prep prospects in Georgia in the class of 2010 . . . Lacks size but possesses excellent quickness and floor leadership.

2012-13:

Garnered All-CAA Preseason Coaches Second Team honors and earned the Coaches Award following the season . . . Finished ninth in the CAA in scoring (14.8), 12th in field-goal percentage (42.9), fourth in assists (3.9), 15th in free throw percentage (74.0), sixth in steals (1.7), fifth in assist/turnover ratio (1.3) and third in minutes (36.2) . . . Led team in scoring six times and in assists 22 times.

With his final basket of the regular season, became just the 17th Panther to score 1,000 points in his career . . . Tied a career-high with 24 points in that game against Northeastern, going 8-of-12 from the floor with a pair of 3-pointers . . . Finished the season scoring in double-figures in 29 of 31 contests.

Entered the season having made 17 straight free throws, a streak that was pushed to 20 straight against Duke and became

the fourth-longest mark in school history . . . Against the Blue Devils, scored a team-high 19 points, hitting 3-of-5 from 3-point range and swiping three steals . . . Tied a team-high with 17 points and dished out five assists at Liberty . . . Tied a career-high with six rebounds at Georgia Southern, scoring 14 points in 43 minutes . . . Scored 18 points, making 6-of-6 free throws against Delaware, while dishing out six assists and grabbing five rebounds . . . Made four straight free throws to hold off Northeastern in Boston, knocking off the previously undefeated in CAA play Huskies, finishing with 13 points . . . Set a career-high with eight assists against Old Dominion while scoring 10 points . . . Scored 19 points, including 16 in the second half at UNCW, dishing out four assists . . . Scored 22 points with seven assists in 42 minutes against Towson . . . Finished with 23 points, going 9-of-14 from the floor at George Mason.

2011-12:

Started 33 of 34 games, leading the team in scoring and finishing 14th in the CAA, averaging 12.9 points per game . . . Dished out 2.9 assists per game, second on the team and 11th in the conference . . . Finished the season making 17 straight free throws to increase his free throw percentage to 83.0, tops on the team, tied for the ninth best single-season mark in school history, the second best percentage in the CAA and the 74th best in the NCAA . . . Knocked down 54 3-pointers, most on the team, while hitting 34.4 percent from behind the arc, second on the team and 11th in the league . . . Made 1.6 3-pointers per game, 15th in the CAA, while averaging 34.3 minutes per contest, seventh best in the conference . . . Averaged 1.8 steals per game, second on the team, sixth in the CAA and 85th in the NCAA as GSU swiped the second most

CAREER STATISTICS

| CONF. ONLY | G-GS | Min | Avg | FG- FGA | Pct. | 3P-3PA | Pct. | FT- FTA | Pct. | O- D | Reb | Avg | Ast | Blk | Stl | Pts | Avg |
|------------|-------|------|------|----------|-------|---------|-------|----------|-------|--------|-----|-----|-----|-----|-----|------|------|
| 2010-11 | 8- 1 | 86 | 10.8 | 5- 21 | 0.238 | 2- 10 | 0.200 | 4- 5 | 0.800 | 1- 1 | 2 | 0.3 | 15 | 0 | 3 | 16 | 2.0 |
| 2011-12 | 18-17 | 622 | 34.6 | 65- 191 | 0.340 | 28- 80 | 0.350 | 44- 58 | 0.759 | 10- 25 | 35 | 1.9 | 46 | 2 | 31 | 202 | 11.2 |
| 2012-13 | 18-18 | 644 | 35.8 | 89- 206 | 0.432 | 22- 72 | 0.306 | 68- 86 | 0.791 | 15- 39 | 54 | 3.0 | 84 | 0 | 23 | 268 | 14.9 |
| Totals | 44-36 | 1352 | 30.7 | 159- 418 | 0.380 | 52-162 | 0.321 | 116- 149 | 0.779 | 26- 26 | 91 | 2.1 | 145 | 2 | 57 | 486 | 11.0 |
| ALL GAMES | G-GS | Min | Avg | FG- FGA | Pct. | 3P-3PA | Pct. | FT- FTA | Pct. | O- D | Reb | Avg | Ast | Blk | Stl | Pts | Avg |
| 2010-11 | 20- 5 | 315 | 15.8 | 35- 98 | 0.357 | 10- 38 | 0.263 | 24- 35 | 0.686 | 9- 20 | 29 | 1.5 | 47 | 1 | 14 | 104 | 5.2 |
| 2011-12 | 34-33 | 1165 | 34.3 | 148- 378 | 0.392 | 54-157 | 0.344 | 88- 106 | 0.830 | 19- 57 | 76 | 2.2 | 100 | 2 | 60 | 438 | 12.9 |
| 2012-13 | 31-31 | 1121 | 36.2 | 155- 361 | 0.429 | 40-128 | 0.313 | 108- 146 | 0.740 | 20- 66 | 86 | 2.8 | 121 | 1 | 52 | 458 | 14.8 |
| Totals | 85-69 | 2601 | 30.6 | 338- 837 | 0.404 | 104-323 | 0.322 | 220- 287 | 0.767 | 48-143 | 191 | 2.2 | 268 | 4 | 126 | 1000 | 11.8 |

PLAYER PROFILES

steals in a season in school history . . . Named College Sports Madness CAA Men's Player of the Week after scoring 20 points and dishing out five assists against Rhode Island early in the season . . . Finished with a career-high 24 points on 9-of-13 shooting, including 3-of-5 3-pointers in the opening game of the CollegeInsider.com Postseason Tournament against Tennessee Tech . . . Made 16 straight free throws in February, the most by any player during the season and tied for the sixth most consecutive makes in GSU history . . . Scored 23 points in the home opener against McNeese State, hitting 8-of-14 from the field . . . Set a career-high with 46 minutes played in a double-overtime game at Delaware.

2010-11:

After coming off the bench in the Panthers first seven games, started five straight at point guard, leading State to a 4-1 record before a high-ankle sprain marred his season . . . Earned CAA Rookie of the Week honors on Jan. 3 . . . Finished season averaging 5.2 points and 2.4 assists per game, averaging 15.8 minutes per game.

In first four starts, averaged 26 minutes per game, averaging 11.0 points, 3.3 assists and 3.0 rebounds per game . . . In first collegiate start, scored 13 points, grabbed five rebounds and dished out three assists against Florida A&M (12/18) . . . Scored 14 points on 5-of-6 shooting and dished out five assists against Texas A&M-Corpus Christi (12/29) in opening game of Dr Pepper Classic . . . Scored 10 points and dished out four assists against Chattanooga (12/30) . . . After returning from injury, came off the bench to play 26 minutes and score four points with a season-high six assists against Hofstra (2/9) . . . Played a season-high 35 minutes at Hampton, scoring 14 points on 5-of-10 shooting, pulling down six rebounds and dishing out five assists . . . In just third game, scored 11 points in 16 minutes off the bench, hitting 2-of-3 from behind the arc against Utah Valley (11/23).

HIGH SCHOOL:

Earned a three-star rating from Rivals . . . Three-year starter for coach Allen Whitehart at Centennial High . . . 2010 second-team all-state honoree in Class AAAAA, Georgia's largest classification . . . First-team all-region selection in 6-A AAAA, perhaps the state's toughest region . . . Shared region Player of the Year honors with current teammate Ryan Harrow . . . First-team All-Metro (North Fulton) by the Atlanta Journal-Constitution . . . Averaged 17 points, 6.1 rebounds, 7.0 assists and 2.4 steals per game . . . Helped Centennial reach the state playoffs . . . Tabbed to the Atlanta Tipoff Club's Preseason and Postseason All-Metro teams for 2009-10 . . . Played in the GACA North-South All-Star Game in Savannah, Ga. . . Led his team to the title at the prestigious Roundball Classic in Charleston, S.C., in December 2009 as he averaged 17.3 points in three Centennial wins, and hit the game-winner with less than 15 seconds left in a 55-54 overtime victory over St. Johns (D.C.) in the final round . . . Claimed MVP honors at the Roundball Classic, along with all-tournament accolades at the Prep All Stars Classic and the Flyin' to the Hoop

tournament.

As a junior, he helped Centennial reach the Sweet 16 of the 2009 state tournament and achieve a No. 1 ranking in the state in Class AAAAA during the season . . . Earned all-region honors as he averaged 14 points, eight assists and three steals . . . Attended Central Gwinnett High his first two years and earned honorable mention all-state honors as a sophomore in 2008.

PERSONAL:

Full name is Devonta Lamar White (first name pronounced duh-VON-tay) . . . Born July 31, 1992 in Hollandale, Miss. . . . Parents are Yvonne and Walter White . . . Currently majoring in speech communications.

GAME-BY-GAME STATISTICS

| 2012-13 | MP | FG | 3FG | FT | O-D | Rb | As | TO | Blk | Stl | Pts |
|--------------------|------|------|-----|------|-----|----|----|----|-----|-----|-----|
| at Duke..... | *38 | 6-13 | 3-5 | 4-5 | 1-1 | 2 | 1 | 6 | 0 | 3 | 19 |
| at BYU..... | *36 | 5-17 | 0-6 | 4-4 | 1-4 | 5 | 3 | 5 | 0 | 3 | 14 |
| Monmouth..... | *37 | 5-11 | 2-4 | 4-7 | 0-3 | 3 | 4 | 5 | 0 | 1 | 16 |
| Tennessee St. | *40- | 6-8 | 3-5 | 4-6 | 0-1 | 1 | 1 | 3 | 0 | 1 | 19 |
| South Alabama .. | *36 | 3-8 | 1-2 | 2-2 | 0-2 | 2 | 3 | 2 | 1 | 3 | 9 |
| East Carolina..... | *35 | 4-14 | 1-6 | 4-6 | 0-2 | 2 | 5 | 3 | 0 | 2 | 13 |
| Louisiana Tech... | *32 | 4-10 | 2-6 | 3-6 | 0-2 | 2 | 1 | 3 | 0 | 4 | 13 |
| at Liberty..... | *37 | 7-16 | 0-3 | 3-3 | 2-2 | 4 | 5 | 2 | 0 | 1 | 17 |
| Southern Poly..... | *30 | 6-11 | 3-6 | 1-2 | 0-2 | 2 | 4 | 2 | 0 | 4 | 16 |
| at Troy..... | *36 | 6-14 | 0-3 | 1-3 | 0-0 | 0 | 1 | 2 | 0 | 2 | 13 |
| Southern Miss.... | *39 | 4-8 | 1-3 | 4-5 | 0-0 | 0 | 3 | 4 | 0 | 2 | 13 |
| at Rhode Island . | *38 | 5-16 | 1-4 | 3-7 | 0-3 | 3 | 2 | 1 | 0 | 1 | 14 |
| at Ga. Southern . | *43 | 5-9 | 1-3 | 3-4 | 1-5 | 6 | 4 | 8 | 0 | 2 | 14 |
| Drexel | *36 | 4-9 | 3-5 | 0-0 | 1-1 | 2 | 3 | 4 | 0 | 1 | 11 |
| James Madison.. | *36 | 3-8 | 0-4 | 5-6 | 0-3 | 3 | 7 | 4 | 0 | 2 | 11 |
| at Hofstra..... | *38 | 4-11 | 1-5 | 2-2 | 3-1 | 4 | 1 | 1 | 0 | 0 | 11 |
| Delaware..... | *36 | 6-12 | 0-1 | 6-6 | 0-5 | 5 | 6 | 2 | 0 | 1 | 18 |
| William & Mary .. | *32 | 4-10 | 1-5 | 2-2 | 2-3 | 5 | 5 | 3 | 0 | 0 | 11 |
| at Old Dominion. | *36 | 5-14 | 1-4 | 4-8 | 0-4 | 4 | 7 | 3 | 0 | 0 | 15 |
| at Towson..... | *39 | 5-9 | 2-4 | 2-2 | 1-4 | 5 | 6 | 2 | 0 | 2 | 14 |
| UNCW | *33 | 6-14 | 1-5 | 4-5 | 0-4 | 4 | 2 | 4 | 0 | 3 | 17 |
| at Drexel..... | *33 | 3-10 | 1-3 | 7-9 | 1-1 | 2 | 4 | 0 | 0 | 1 | 14 |
| at Northeastern . | *34 | 4-14 | 1-4 | 4-6 | 0-2 | 2 | 5 | 1 | 0 | 0 | 13 |
| Old Dominion..... | *32 | 4-7 | 0-2 | 2-3 | 0-1 | 1 | 8 | 6 | 0 | 1 | 10 |
| at UNCW..... | *36 | 7-16 | 1-5 | 4-5 | 1-2 | 3 | 4 | 1 | 0 | 2 | 19 |
| Towson | *42 | 6-11 | 3-5 | 7-10 | 2-1 | 3 | 7 | 2 | 0 | 2 | 22 |
| Hofstra..... | *37 | 3-10 | 0-1 | 5-5 | 0-3 | 3 | 3 | 4 | 0 | 3 | 11 |
| at George Mason* | *38 | 9-14 | 3-3 | 2-2 | 1-1 | 2 | 6 | 2 | 0 | 1 | 23 |
| at William&Mary | *29 | 4-12 | 1-6 | 0-0 | 3-0 | 3 | 1 | 1 | 0 | 0 | 9 |
| at JMU | *38 | 4-13 | 1-6 | 6-6 | 0-2 | 2 | 5 | 4 | 0 | 1 | 15 |
| Northeastern..... | *39 | 8-12 | 2-4 | 6-9 | 0-1 | 1 | 4 | 3 | 0 | 3 | 24 |

* Game Started



PLAYER PROFILES

| 2011-12..... MP | FG | 3FG | FT | O-D | Rb | As | TO | Blk | Stl | Pts |
|------------------------|------|-----|-----|-----|----|----|----|-----|-----|-----|
| at Washington.... *31 | 3-11 | 0-4 | 2-2 | 0-3 | 3 | 3 | 5 | 0 | 1 | 8 |
| vs Portland..... *39 | 5-13 | 0-3 | 2-3 | 0-2 | 2 | 5 | 1 | 0 | 3 | 12 |
| vs. FAU..... *34 | 3-11 | 1-4 | 2-2 | 0-1 | 1 | 4 | 3 | 0 | 1 | 9 |
| McNeese State.. *39 | 8-14 | 1-3 | 6-7 | 0-3 | 3 | 2 | 1 | 0 | 1 | 23 |
| at Samford..... *36 | 4-14 | 2-8 | 1-2 | 2-2 | 4 | 6 | 1 | 0 | 1 | 11 |
| Liberty..... *38 | 4-12 | 1-4 | 6-6 | 0-1 | 1 | 2 | 2 | 0 | 0 | 15 |
| at S.C. State..... *31 | 6-9 | 4-5 | 1-1 | 0-3 | 3 | 6 | 1 | 0 | 2 | 17 |
| FIU..... *32 | 3-9 | 1-4 | 2-2 | 1-3 | 4 | 2 | 4 | 0 | 4 | 9 |
| William&Mary.... *23 | 1-5 | 0-2 | 1-4 | 1-0 | 1 | 3 | 1 | 0 | 1 | 3 |
| Rhode Island..... *36 | 8-13 | 2-6 | 2-2 | 2-1 | 3 | 5 | 1 | 0 | 3 | 20 |
| at Utah Valley.... *33 | 6-15 | 2-6 | 3-4 | 1-1 | 2 | 3 | 2 | 0 | 2 | 17 |
| Ga. Southern..... *33 | 6-13 | 3-7 | 2-2 | 1-2 | 3 | 4 | 5 | 0 | 3 | 17 |
| Drexel..... *34 | 4-11 | 1-5 | 6-7 | 0-0 | 0 | 0 | 1 | 0 | 2 | 15 |
| at VCU..... *36 | 5-11 | 2-4 | 2-4 | 0-3 | 3 | 3 | 3 | 1 | 0 | 14 |
| at Mason..... *31 | 3-13 | 1-5 | 0-0 | 1-2 | 3 | 3 | 3 | 0 | 1 | 7 |
| UNCW..... *29 | 3-10 | 2-4 | 5-6 | 0-3 | 3 | 3 | 1 | 0 | 4 | 13 |
| Towson..... *33 | 3-11 | 2-6 | 0-0 | 1-2 | 3 | 3 | 2 | 0 | 4 | 8 |
| at Northeastern.. *38 | 4-11 | 1-3 | 2-2 | 0-1 | 1 | 3 | 2 | 0 | 2 | 11 |
| at Delaware..... *46 | 6-14 | 1-5 | 0-0 | 0-2 | 2 | 3 | 2 | 1 | 3 | 13 |
| James Madison.. *26 | 3-8 | 0-3 | 3-4 | 1-0 | 1 | 2 | 2 | 0 | 1 | 9 |
| at Drexel..... *30 | 2-9 | 0-3 | 0-0 | 1-0 | 1 | 1 | 2 | 0 | 2 | 4 |
| VCU..... *37 | 4-13 | 2-7 | 2-2 | 0-2 | 2 | 2 | 1 | 0 | 1 | 12 |
| at UNCW..... 29 | 2-10 | 1-2 | 0-2 | 0-0 | 0 | 6 | 0 | 0 | 1 | 5 |
| at Hofstra..... *38 | 5-9 | 3-5 | 2-3 | 1-4 | 5 | 4 | 4 | 0 | 1 | 15 |
| Northeastern..... *36 | 4-10 | 2-4 | 3-4 | 0-1 | 1 | 3 | 2 | 0 | 2 | 13 |
| Delaware..... *43 | 3-8 | 0-1 | 7-7 | 2-3 | 5 | 2 | 1 | 0 | 2 | 13 |
| at JMU..... *37 | 4-10 | 3-6 | 2-2 | 1-0 | 1 | 0 | 1 | 0 | 1 | 13 |
| UTSA..... *34 | 6-10 | 2-5 | 2-2 | 0-0 | 0 | 2 | 1 | 0 | 3 | 16 |
| Old Dominion.... *40 | 3-13 | 2-7 | 4-5 | 0-1 | 1 | 3 | 2 | 0 | 2 | 12 |
| at William&Mary *36 | 6-15 | 5-8 | 5-6 | 1-1 | 2 | 2 | 0 | 0 | 1 | 22 |
| Hofstra (CAA)..... *25 | 4-8 | 1-2 | 4-4 | 0-2 | 2 | 2 | 2 | 0 | 1 | 13 |
| Mason (CAA)..... *37 | 2-9 | 1-4 | 2-2 | 1-2 | 3 | 4 | 2 | 0 | 0 | 7 |
| Tenn. Tech (CIT). *30 | 9-13 | 3-5 | 3-3 | 1-3 | 4 | 4 | 3 | 0 | 2 | 24 |
| at Mercer (CIT)... *35 | 6-13 | 2-7 | 4-4 | 1-4 | 5 | 0 | 3 | 0 | 2 | 18 |
| * Game Started | | | | | | | | | | |

| 2010-11..... MP | FG | 3FG | FT | O-D | Rb | As | TO | Blk | Stl | Pts |
|-----------------------|------|-----|-----|-----|----|----|----|-----|-----|-----|
| at McNeese..... 6 | 0-1 | 0-1 | 0-0 | 1-0 | 1 | 0 | 2 | 0 | 0 | 0 |
| Troy..... 14 | 3-7 | 0-3 | 2-3 | 1-1 | 2 | 3 | 2 | 0 | 2 | 8 |
| Utah Valley..... 16 | 3-7 | 2-3 | 3-4 | 1-1 | 2 | 1 | 1 | 0 | 2 | 11 |
| Samford..... 8 | 0-4 | 0-2 | 0-0 | 0-1 | 1 | 3 | 1 | 0 | 0 | 0 |
| at Hampton..... 35 | 5-10 | 2-4 | 2-4 | 2-4 | 6 | 5 | 3 | 1 | 0 | 14 |
| James Madison.... 19 | 1-5 | 1-2 | 1-1 | 0-0 | 0 | 3 | 1 | 0 | 1 | 4 |
| Western Mich..... 14 | 1-6 | 0-0 | 0-0 | 0-0 | 0 | 4 | 2 | 0 | 0 | 0 |
| Florida A&M..... *31 | 6-15 | 0-4 | 1-5 | 2-3 | 5 | 3 | 3 | 0 | 2 | 13 |
| at Georgia So.... *29 | 1-4 | 0-3 | 5-6 | 1-1 | 2 | 1 | 5 | 0 | 3 | 7 |

| | | | | | | | | | | |
|----------------------|-------------|-----|-----|-----|---|---|---|---|---|----|
| Texas A&M-CC.... *20 | 5-6 | 1-1 | 3-4 | 0-3 | 3 | 5 | 2 | 0 | 0 | 14 |
| Chattanooga..... *24 | 3-8 | 2-5 | 2-2 | 0-2 | 2 | 4 | 2 | 0 | 2 | 10 |
| VCU..... * 4 | 0-1 | 0-0 | 0-0 | 0-0 | 0 | 0 | 1 | 0 | 0 | 0 |
| at UNCW..... | DNP-injured | | | | | | | | | |
| Towson..... | DNP-injured | | | | | | | | | |
| at JMU..... | DNP-injured | | | | | | | | | |
| at George Mason.. | DNP-injured | | | | | | | | | |
| at VCU..... | DNP-injured | | | | | | | | | |
| Delaware..... | DNP-injured | | | | | | | | | |
| at Drexel..... | DNP-injured | | | | | | | | | |
| Old Dominion..... | DNP-injured | | | | | | | | | |
| at Northeastern ... | DNP-injured | | | | | | | | | |
| UNCW..... 2 | 0-1 | 0-1 | 0-0 | 0-0 | 0 | 0 | 1 | 0 | 0 | 0 |
| at Towson..... 5 | 0-1 | 0-0 | 0-0 | 0-0 | 0 | 1 | 0 | 0 | 0 | 0 |
| Hofstra..... 26 | 2-6 | 0-2 | 0-0 | 1-0 | 1 | 6 | 2 | 0 | 1 | 4 |
| Northeastern..... 17 | 1-4 | 1-3 | 0-0 | 0-0 | 0 | 1 | 2 | 0 | 0 | 3 |
| at Old Dominion... 9 | 0-1 | 0-1 | 0-0 | 0-1 | 1 | 2 | 2 | 0 | 0 | 0 |
| at La. Tech..... | DNP | | | | | | | | | |
| at W&M..... 4 | 1-2 | 0-1 | 3-4 | 0-0 | 0 | 2 | 0 | 0 | 1 | 5 |
| George Mason..... | DNP | | | | | | | | | |
| UNCW (CAA)..... 17 | 2-4 | 1-1 | 0-0 | 0-2 | 2 | 2 | 2 | 0 | 0 | 5 |
| Mason (CAA)..... 15 | 1-5 | 0-1 | 2-2 | 0-1 | 1 | 1 | 3 | 0 | 0 | 4 |
| * Game Started | | | | | | | | | | |

CAREER HIGHS

POINTS: 24

Tennessee Tech, 3-13-12
Northeastern, 2-27-13

FIELD GOALS MADE: 9

Tennessee Tech, 3-13-12 (9-13)
George Mason, 2-16-13 (9-14)

FIELD GOALS ATTEMPTED: 17

BYU, 11-13-12 (5-17)

3-PT FG MADE: 5

William & Mary, 2-25-12 (5-8)

3-PT FG ATTEMPTED: 8

Samford, 11-22-11 (2-8)
William & Mary, 2-25-12 (5-8)

FREE THROWS MADE: 7

Delaware, 2-11-12 (7-7)
Drexel, 1-26-13 (7-9)
Towson, 2-9-13 (7-10)

FREE THROWS ATTEMPTED: 10

Towson, 2-9-13 (7-10)

REBOUNDS: 6

Hampton, 11-30-10
Georgia Southern, 12-29-12

ASSISTS: 8

Old Dominion, 2-2-13

STEALS: 4

FIU, 12-1-11, UNCW, 1-12-12
Towson, 1-14-12
Louisiana Tech, 11-30-12
Southern Poly, 12-8-12

BLOCKS: 1


Hampton, 11-30-10, VCU 1-4-12
Delaware, 1-21-12, USA, 11-21-12

MINUTES: 46

Delaware, 1-12-21



PLAYER PROFILES



RYANN GREEN

JR. / 6-1 / 180 / GUARD

COLLEGE PARK, GA./BANNEKER HS

2

AT GEORGIA STATE:

Earned a walk-on spot prior to the start of his freshman season which led to significant more playing time his sophomore year . . . Played locally for a former Georgia State player . . . Was primarily used at the two, with the ability to score and dish the ball.

2012-13

Saw action in 19 games as a sophomore, making one start at Rhode Island . . . Averaged 5.1 minutes per game, primarily being used as the Panthers' top defender . . . At the time, tripled his previous career-high in minutes, playing 16 minutes and dishing out a career-high four assists against Southern Poly . . . Played a career-high 20 minutes, making his first collegiate start at Rhode Island, pulling down two rebounds and grabbing a steal . . . Scored his first career point on a free throw at Troy, while grabbing two rebounds . . . Made two clutch free throws with six seconds remaining to help GSU come from 11-points down with less than two minutes to play against Delaware, before the Blue Hens hit a 3-pointer at the buzzer for the victory . . . Earned A.D.'s Honor Roll during the fall semester.

2011-12

Finished his freshman season making 11 appearances, including both CollegeInsider.com Postseason Tournament games . . . Collected rebounds against FIU and Tennessee Tech in the CIT, while picking up his first steal against Liberty . . . Took first field goal attempt against South Carolina State.

HIGH SCHOOL:

Honed his talents for former Georgia State Panther Courtney Brooks at Benjamin Banneker High School . . . Led his team to the Sweet 16 of the state tournament his senior year after averaging 15 points, six assists, four rebounds and two steals per game . . . Honored as the Neighborhood Newspapers Male Athlete-of-the-Week during his senior year after an impressive 28-point, seven assist, five-rebound performance against North Clayton.

Led team to a runner-up finish in Region 5-AAAA during his junior year, averaging 11 points, five assists and two rebounds per game.

PERSONAL:

Full name is Ryann Austin Green . . . Born Feb. 24, 1993 in Irvine, Calif. . . . Parents are April Arceneaux and Roger Green . . . Currently majoring in accounting.

CAREER HIGHS

POINTS: 2

Delaware, 1-12-13

FIELD GOALS MADE: 0

-

FIELD GOALS ATTEMPTED: 2

UNCW, 1-23-13 (0-2)

3-PT FG MADE: 0

-

3-PT FG ATTEMPTED: (8X) 1

UNCW, 1-23-13 (0-1)

FREE THROWS MADE: 2

Delaware, 1-12-13 (2-2)
William & Mary, 1-16-13 (2-2)

FREE THROWS ATTEMPTED: 2

Delaware, 1-12-13 (2-2)
William & Mary, 1-16-13 (2-2)

REBOUNDS: 2

Troy, 12-15-12, Rhode Island, 12-22-12
Drexel, 1-2-13

ASSISTS: 4

Southern Poly, 12-8-12

STEALS: 1

Liberty, 11-26-11, Southern Poly, 12-8-12
Troy, 12-15-12, Rhode Island, 12-22-12

MINUTES: 20

Rhode Island, 12-22-12

CAREER STATISTICS

| CONF. ONLY | G-GS | Min | Avg | FG- FGA | Pct. | 3P-3PA | Pct. | FT- FTA | Pct. | O- D | Reb | Avg | Ast | Blk | Stl | Pts | Avg |
|------------|-------|-----|-----|---------|-------|--------|-------|---------|-------|-------|-----|-----|-----|-----|-----|-----|-----|
| 2011-12 | 2- 0 | 3 | 1.5 | 0- 1 | 0.000 | 0- 1 | 0.000 | 0- 0 | 0.000 | 0- 0 | 0 | 0.0 | 0 | 0 | 0 | 0 | 0.0 |
| 2012-13 | 12- 0 | 43 | 3.6 | 0- 3 | 0.000 | 0- 2 | 0.000 | 4- 4 | 1.000 | 4- 6 | 10 | 0.8 | 1 | 1 | 0 | 4 | 0.3 |
| Totals | 14- 0 | 46 | 3.3 | 0- 4 | 0.000 | 0- 3 | 0.000 | 4- 4 | 1.000 | 4- 6 | 10 | 0.7 | 1 | 1 | 0 | 4 | 0.3 |
| ALL GAMES | G-GS | Min | Avg | FG- FGA | Pct. | 3P-3PA | Pct. | FT- FTA | Pct. | O- D | Reb | Avg | Ast | Blk | Stl | Pts | Avg |
| 2011-12 | 11- 0 | 13 | 1.2 | 0- 4 | 0.000 | 0- 3 | 0.000 | 0- 0 | 0.000 | 0- 2 | 2 | 0.2 | 0 | 0 | 1 | 0 | 0.0 |
| 2012-13 | 19- 1 | 97 | 5.1 | 0- 7 | 0.000 | 0- 6 | 0.000 | 5- 6 | 0.833 | 5- 10 | 15 | 0.8 | 5 | 1 | 3 | 5 | 0.3 |
| Totals | 30- 1 | 110 | 3.7 | 0- 11 | 0.000 | 0- 9 | 0.000 | 5- 6 | 0.833 | 5- 12 | 17 | 0.6 | 5 | 1 | 4 | 5 | 0.2 |



PLAYER PROFILES

GREEN GAME-BY-GAME

| 2012-13..... | MP | FG | 3FG | FT | O-D | Rb | As | TO | Blk | Stl | Pts |
|------------------------|-----|-----|-----|-----|-----|----|----|----|-----|-----|-----|
| at Duke..... | | DNP | | | | | | | | | |
| at BYU..... | 1 | 0-1 | 0-1 | 0-0 | 0-0 | 0 | 0 | 0 | 0 | 0 | 0 |
| Monmouth..... | | DNP | | | | | | | | | |
| Tennessee St. | | DNP | | | | | | | | | |
| South Alabama | | DNP | | | | | | | | | |
| East Carolina..... | | DNP | | | | | | | | | |
| Louisiana Tech..... | | DNP | | | | | | | | | |
| at Liberty..... | 5 | 0-0 | 0-0 | 0-0 | 0-0 | 0 | 0 | 0 | 0 | 0 | 0 |
| Southern Poly..... | 16 | 0-1 | 0-1 | 0-0 | 0-1 | 1 | 4 | 0 | 0 | 1 | 0 |
| at Troy..... | 11 | 0-1 | 0-1 | 1-2 | 1-1 | 2 | 0 | 1 | 0 | 1 | 1 |
| Southern Miss..... | 1 | 0-0 | 0-0 | 0-0 | 0-0 | 0 | 0 | 0 | 0 | 0 | 0 |
| at Rhode Island . *20 | 0-1 | 0-1 | 0-0 | 0-2 | 2 | 0 | 0 | 0 | 1 | 0 | 0 |
| at Ga. Southern ... 0+ | 0-0 | 0-0 | 0-0 | 0-0 | 0 | 0 | 0 | 0 | 0 | 0 | 0 |
| Drexel | 12 | 0-0 | 0-0 | 0-0 | 1-1 | 2 | 1 | 0 | 0 | 0 | 0 |
| James Madison.... | 1 | 0-0 | 0-0 | 0-0 | 0-0 | 0 | 0 | 0 | 0 | 0 | 0 |
| at Hofstra | | DNP | | | | | | | | | |
| Delaware | 1 | 0-0 | 0-0 | 2-2 | 0-1 | 1 | 0 | 0 | 0 | 0 | 2 |
| William & Mary | 12 | 0-1 | 0-1 | 2-2 | 3-1 | 4 | 0 | 2 | 1 | 0 | 2 |
| at Old Dominion... | 1 | 0-0 | 0-0 | 0-0 | 0-0 | 0 | 0 | 0 | 0 | 0 | 0 |
| at Towson | 5 | 0-0 | 0-0 | 0-0 | 0-1 | 1 | 0 | 1 | 0 | 0 | 0 |
| UNCW | 3 | 0-2 | 0-1 | 0-0 | 0-1 | 1 | 0 | 0 | 0 | 0 | 0 |
| at Drexel..... | 2 | 0-0 | 0-0 | 0-0 | 0-0 | 0 | 0 | 0 | 0 | 0 | 0 |
| at Northeastern ... | 1 | 0-0 | 0-0 | 0-0 | 0-0 | 0 | 0 | 0 | 0 | 0 | 0 |
| Old Dominion | 1 | 0-0 | 0-0 | 0-0 | 0-1 | 1 | 0 | 0 | 0 | 0 | 0 |
| at UNCW..... | | DNP | | | | | | | | | |
| Towson | 3 | 0-0 | 0-0 | 0-0 | 0-0 | 0 | 0 | 0 | 0 | 0 | 0 |
| Hofstra..... | | DNP | | | | | | | | | |
| at George Mason . | 1 | 0-0 | 0-0 | 0-0 | 0-0 | 0 | 0 | 0 | 0 | 0 | 0 |
| at William & Mary | | DNP | | | | | | | | | |
| at JMU | | DNP | | | | | | | | | |
| Northeastern..... | | DNP | | | | | | | | | |

* Game Started

| 2011-12 | MP | FG | 3FG | FT | O-D | Rb | As | TO | Blk | Stl | Pts |
|-----------------------|-----|-----|-----|-----|-----|----|----|----|-----|-----|-----|
| at Washington..... | | DNP | | | | | | | | | |
| vs Portland..... | | DNP | | | | | | | | | |
| vs. FAU | | DNP | | | | | | | | | |
| McNeese State 0+ | 0-0 | 0-0 | 0-0 | 0-0 | 0 | 0 | 0 | 0 | 0 | 0 | 0 |
| at Samford | | DNP | | | | | | | | | |
| Liberty | 1 | 0-0 | 0-0 | 0-0 | 0-0 | 0 | 0 | 0 | 0 | 1 | 0 |
| at S.C. State. | 2 | 0-1 | 0-1 | 0-0 | 0-0 | 0 | 0 | 0 | 0 | 0 | 0 |
| FIU | 1 | 0-0 | 0-0 | 0-0 | 0-1 | 1 | 0 | 0 | 0 | 0 | 0 |
| William&Mary | 2 | 0-1 | 0-1 | 0-0 | 0-0 | 0 | 0 | 0 | 0 | 0 | 0 |
| Rhode Island..... | 1 | 0-0 | 0-0 | 0-0 | 0-0 | 0 | 0 | 0 | 0 | 0 | 0 |
| at Utah Valley..... | | DNP | | | | | | | | | |
| Ga. Southern..... | | DNP | | | | | | | | | |
| Drexel | | DNP | | | | | | | | | |
| at VCU | | DNP | | | | | | | | | |
| at Mason | | DNP | | | | | | | | | |
| UNCW | | DNP | | | | | | | | | |
| Towson | | DNP | | | | | | | | | |
| at Northeastern ... | | DNP | | | | | | | | | |
| at Delaware..... | | DNP | | | | | | | | | |
| James Madison.... | 1 | 0-0 | 0-0 | 0-0 | 0-0 | 0 | 0 | 0 | 0 | 0 | 0 |
| at Drexel..... | | DNP | | | | | | | | | |
| VCU | | DNP | | | | | | | | | |
| at UNCW | | DNP | | | | | | | | | |
| at Hofstra | | DNP | | | | | | | | | |
| Northeastern..... | | DNP | | | | | | | | | |
| Delaware | | DNP | | | | | | | | | |
| at JMU | | DNP | | | | | | | | | |
| UTSA | 1 | 0-0 | 0-0 | 0-0 | 0-0 | 0 | 0 | 0 | 0 | 0 | 0 |
| Old Dominion | | DNP | | | | | | | | | |
| at William&Mary.. | | DNP | | | | | | | | | |
| Hofstra (CAA)..... | 2 | 0-1 | 0-0 | 0-0 | 0-0 | 0 | 0 | 0 | 0 | 0 | 0 |
| Mason (CAA) | | DNP | | | | | | | | | |
| Tenn. Tech (CIT) ... | 1 | 0-0 | 0-0 | 0-0 | 0-1 | 1 | 0 | 0 | 0 | 0 | 0 |
| at Mercer (CIT) | 1 | 0-1 | 0-1 | 0-0 | 0-0 | 0 | 0 | 0 | 0 | 0 | 0 |



PLAYER PROFILES



RYAN HARROW

R-JR. / 6-2 / 170 / GUARD

MARIETTA, GA./KENTUCKY/WALTON HS

55

AT GEORGIA STATE:

Skilled point guard who started 23 games at Kentucky last year before transferring to Georgia State in the off-season . . . The NCAA cleared him to play immediately on July 17 . . . Will have two years of eligibility remaining.

Starred at nearby Walton High School in Marietta as a five-star prospect and was ranked among the top 25 players in the nation before deciding to attend NC State where he played in 29 games as a freshman, making 10 starts.

2012-13 (KENTUCKY):

Scored in double-figures in 18 of his last 24 games . . . Scored 13 points in win over Florida . . . Led all scorers with 19 points in win over Mississippi State while grabbing seven rebounds and handing out a game-high four assists . . . Grabbed a career-high eight rebounds in win against Missouri while also totaling 16 points and six assists . . . Scored 12 points, grabbed five rebounds and four assists to no turnovers in win over Vanderbilt . . . Totaled 12 points, including 5-of-6 from the free throw line in win over Auburn . . . Also recorded career-high two blocks against the Tigers . . . Was a perfect 6-6 from the field with 12 points, four assists and two rebounds in win over South Carolina . . . Logged a career-high 41 minutes in win at Texas A&M . . . Scored 13 points, tying season-highs in free throws and free throws attempted (6-9) in win at Ole Miss . . . Posted 12 points, eight assists and five rebounds in win at Auburn . . . Scored 14 points, while tying in 39 minutes of action against Texas A&M . . . Scored team-high 16 points in SEC debut victory over Vanderbilt . . . Grabbed four rebounds and dished out four assists in same game . . . Totaled 15 points on a career-best 4-of-5 shooting from 3-point range against Eastern Michigan . . . Also recorded career-high four steals against Eagles, while dishing out season-high eight assists . . . Tallied 17 points while pulling down a five rebounds in game against Louisville . . . Scored a career-high 23 points in win over Marshall on 10-of-17 shooting . . . Finished with 12 points in 31

minutes against Lipscomb . . . Finished Portland game with eight points, four rebounds and six assists . . . In 21 minutes against Samford, dished out four assists . . . Limited to just 10 minutes in the season-opener against Maryland due to flu-like symptoms . . . Dished out two assists and blocked a shot against the Terrapins.

2011-12 (KENTUCKY):

Sat out due to NCAA transfer regulations.

2010-11 (NC STATE):

Started seven of the final eight games of the season at point guard, and 10 of the last 15 overall . . . Came off the bench in the first 16 games of the season . . . Returned to action at Duke on Feb. 5 after missing two games due to illness . . . In the nine games after return, averaged 5.7 points, compared to 11.4 points in the five games before he got sick . . . Tied for fourth on the team in scoring (9.3) and second with 3.3 assists per game . . . Ranked seventh in the ACC in assist/turnover ratio (1.9) . . . Would have led the ACC in free throw percentage, but he did not have enough made free throws (2.5 per game) . . . Hit 87.0 percent (67-77) from the line . . . Scored 12 points in the ACC Tournament against Maryland . . . Earned his first career start at Florida State, scoring 17 points in 21 minutes . . . Named the ACC Rookie of the Week on Dec. 15 after his performance against USC Upstate . . . Came off the bench to score a 20 points on 10-of-13 shooting . . . Also dished out five assists to zero turnovers and added three steals . . . Recorded his first career double-double when he had 11 points and 10 assists against East Carolina at the Charleston Classic.

PREP

A third-team Parade All-America selection . . . Played at Walton High School in Marietta, Ga. . . Coached by Joe Goydish . . . Named the Georgia Gatorade Player of the Year as a senior . . . Was the Georgia 5A Player of the Year . . . Named Mr. Cobb County Basketball as well . . . Finished with more than 2,000 career points in just three years at Walton . . . Averaged a county-high 31.4 points as a senior . . . Also named Georgia 5A all-state first-

CAREER STATISTICS

| ALL GAMES | G-GS | Min | Avg | FG- FGA | Pct. | 3P-3PA | Pct. | FT- FTA | Pct. | O- D | Reb | Avg | Ast | Blk | Stl | Pts | Avg |
|----------------|-------|------|------|----------|-------|--------|-------|----------|-------|--------|-----|-----|-----|-----|-----|-----|-----|
| 2010-11 (NCST) | 29-10 | 666 | 23.0 | 96- 246 | 0.390 | 12- 54 | 0.222 | 67- 77 | 0.870 | 14- 40 | 54 | 1.9 | 96 | 4 | 22 | 271 | 9.3 |
| 2012-13 (UK) | 29-24 | 787 | 27.1 | 110- 266 | 0.414 | 21- 71 | 0.296 | 46- 65 | 0.708 | 19- 63 | 82 | 2.8 | 82 | 4 | 21 | 287 | 9.9 |
| Totals | 58-34 | 1453 | 25.1 | 206- 512 | 0.402 | 33-125 | 0.264 | 113- 142 | 0.796 | 33-103 | 136 | 2.3 | 178 | 8 | 43 | 558 | 9.6 |

* Redshirted 2011-12 season



PLAYER PROFILES

team selection and Mr. Cobb County Basketball as a junior . . . Averaged 27.8 points, 6.0 assists, 3.1 steals as a junior . . . Played part of his sophomore season at Concord (N.C.) Cannon School . . . Was leading the team with 16 points and five assists a game, before transferring back to Walton High School . . . After his senior season, played in the Derby Festival Classic and the Capital Classic . . . Played in the Adidas Nations Tournament in France in the summer of 2009 . . . Ranked the 25th-best overall prospect by Scout.com and the No. 8 point guard and a five-star prospect . . . The No. 19 player nationally and No. 7 point guard according to Rivals.com . . . Ranked No. 39 on the ESPN 100 list . . . No. 19 nationally according to PrepStars.com.

PERSONAL:

Full name is Ryan Harrow . . . Born on April 22, 1991 in Ft. Lauderdale, Fla. . . Parents are Fern Matthews and Mark Harrow

HARROW GAME-BY-GAME (KENTUCKY)

| 2012-13 | MP | FG | 3FG | FT | O-D | Rb | As | TO | Blk | Stl | Pts |
|--------------------|-----|-------|-----|------|-----|----|----|----|-----|-----|-----|
| vs. Maryland | *10 | 0-4 | 0-2 | 0-0 | 0-0 | 0 | 2 | 1 | 1 | 0 | 0 |
| vs. Duke | | | DNP | | | | | | | | |
| Lafayette | | | DNP | | | | | | | | |
| Morehead State | | | DNP | | | | | | | | |
| LIU Brooklyn | | | DNP | | | | | | | | |
| at Notre Dame | 9 | 1-4 | 0-1 | 0-0 | 0-1 | 1 | 0 | 1 | 0 | 1 | 2 |
| Baylor | 18 | 1-9 | 0-2 | 0-0 | 0-3 | 3 | 2 | 0 | 0 | 1 | 2 |
| Samford | 21 | 1-2 | 0-1 | 0-2 | 0-0 | 0 | 4 | 0 | 0 | 0 | 2 |
| Portland | 25 | 3-8 | 1-2 | 1-3 | 0-4 | 4 | 6 | 1 | 0 | 1 | 8 |
| Lipscomb | *31 | 6-13 | 0-3 | 0-0 | 1-0 | 1 | 2 | 0 | 0 | 2 | 12 |
| Marshall | *33 | 10-17 | 1-4 | 2-3 | 0-4 | 4 | 4 | 2 | 0 | 3 | 23 |
| at Louisville | *39 | 6-15 | 1-1 | 4-6 | 3-2 | 5 | 3 | 0 | 0 | 2 | 17 |
| E. Michigan | *28 | 5-8 | 4-5 | 1-2 | 1-1 | 2 | 8 | 4 | 0 | 4 | 15 |
| at Vanderbilt | *36 | 6-13 | 2-5 | 2-2 | 0-4 | 4 | 4 | 2 | 0 | 1 | 16 |
| Texas A&M | *39 | 5-13 | 2-6 | 2-2 | 1-2 | 3 | 2 | 5 | 0 | 0 | 14 |
| Tennessee | *33 | 3-9 | 0-3 | 6-9 | 0-3 | 3 | 4 | 0 | 0 | 1 | 12 |
| at Auburn | *34 | 6-12 | 0-3 | 0-1 | 2-3 | 5 | 8 | 5 | 0 | 1 | 12 |
| at Alabama | *29 | 3-12 | 0-1 | 0-0 | 0-1 | 1 | 2 | 1 | 0 | 0 | 6 |
| LSU | *24 | 5-11 | 0-3 | 1-2 | 0-1 | 1 | 1 | 2 | 0 | 0 | 11 |
| at Ole Miss | *28 | 3-7 | 1-1 | 6-9 | 1-2 | 3 | 2 | 2 | 1 | 0 | 13 |
| at Texas A&M | *41 | 3-9 | 2-5 | 0-0 | 0-1 | 1 | 3 | 5 | 0 | 1 | 8 |
| South Carolina | *25 | 6-6 | 0-0 | 0-0 | 0-2 | 2 | 4 | 1 | 0 | 1 | 12 |
| Auburn | *26 | 3-6 | 1-3 | 5-6 | 0-1 | 1 | 1 | 0 | 2 | 0 | 12 |
| at Florida | *19 | 0-3 | 0-1 | 0-0 | 0-1 | 1 | 1 | 2 | 0 | 0 | 0 |
| at Tennessee | 18 | 0-2 | 0-0 | 0-0 | 0-0 | 0 | 0 | 1 | 0 | 0 | 0 |
| Vanderbilt | *32 | 6-9 | 0-1 | 0-1 | 2-3 | 5 | 4 | 0 | 0 | 1 | 12 |
| Missouri | *42 | 6-14 | 0-2 | 4-4 | 2-6 | 8 | 6 | 3 | 0 | 1 | 16 |
| Mississippi St. | *30 | 6-9 | 3-6 | 4-5 | 1-6 | 7 | 4 | 0 | 0 | 0 | 19 |
| at Arkansas | *22 | 3-9 | 0-2 | 4-4 | 1-2 | 3 | 2 | 2 | 0 | 0 | 10 |
| at Georgia | *25 | 4-12 | 1-4 | 2-2 | 2-2 | 4 | 0 | 1 | 0 | 0 | 11 |
| Florida | *35 | 5-13 | 0-3 | 6-12 | 1-3 | 4 | 1 | 2 | 0 | 4 | 16 |
| Vanderbilt (SEC) | *30 | 2-15 | 0-1 | 0-0 | 2-3 | 5 | 1 | 4 | 0 | 0 | 4 |
| at R. Morris (NIT) | *9 | 2-3 | 1-2 | 0-0 | 0-1 | 1 | 0 | 2 | 0 | 0 | 5 |

CAREER HIGHS

POINTS: 23

Marshall, 12-22-12

FIELD GOALS MADE: 10

Marshall, 12-22-12 (10-17)
once at NC State

FIELD GOALS ATTEMPTED: 17

Marshall, 12-22-12 (10-17)

3-PT FG MADE: 4

Eastern Michigan, 1-2-13 (4-5)

3-PT FG ATTEMPTED: 6

Mississippi State, 2-27-13 (3-6)

FREE THROWS MADE: 9

Youngstown State, 12-16-10 (9-10)

FREE THROWS ATTEMPTED: 10

Youngstown State, 12-16-10 (9-10)

REBOUNDS: 8

Missouri, 2-23-13

ASSISTS: 10

East Carolina, 11-18-10

STEALS: 4

Eastern Michigan, 1-2-13

BLOCKS: 2

Auburn, 2-9-13

MINUTES: 42


Missouri, 2-23-13

GAME-BY-GAME (NC STATE)

| 2010-11 | MP | FG | 3FG | FT | O-D | Rb | As | TO | Blk | Stl | Pts |
|-------------------|-----|-------|-----|------|-----|----|----|----|-----|-----|-----|
| Tenn. Tech | 24 | 4-12 | 0-2 | 8-8 | 1-0 | 1 | 4 | 2 | 0 | 0 | 16 |
| vs. East Carolina | 28 | 5-11 | 0-2 | 1-2 | 0-1 | 1 | 10 | 2 | 0 | 2 | 11 |
| vs. George Mason | 24 | 6-11 | 1-3 | 1-1 | 0-0 | 0 | 3 | 2 | 0 | 0 | 14 |
| vs. Georgetown | 26 | 3-10 | 0-1 | 0-1 | 0-0 | 0 | 1 | 2 | 0 | 1 | 6 |
| Farleigh Dickin. | 20 | 1-6 | 1-4 | 4-4 | 0-0 | 0 | 0 | 1 | 0 | 0 | 7 |
| at Wisconsin | 24 | 2-12 | 0-1 | 3-3 | 1-1 | 2 | 2 | 1 | 0 | 0 | 7 |
| at Syracuse | 17 | 2-6 | 1-3 | 0-0 | 0-3 | 3 | 3 | 0 | 0 | 0 | 5 |
| USC Upstate | 25 | 10-13 | 0-0 | 0-0 | 0-0 | 0 | 5 | 0 | 0 | 3 | 20 |
| Youngstown State | 18 | 2-8 | 1-3 | 9-10 | 1-0 | 1 | 2 | 1 | 0 | 0 | 14 |
| Arizona | 17 | 1-9 | 0-2 | 4-4 | 0-1 | 1 | 4 | 1 | 0 | 1 | 6 |
| Delaware State | 16 | 2-5 | 0-1 | 4-4 | 0-1 | 1 | 0 | 3 | 0 | 1 | 8 |
| Alabama A&M | 27 | 6-8 | 0-0 | 2-2 | 0-0 | 0 | 6 | 1 | 0 | 0 | 14 |
| San Diego | 21 | 6-7 | 0-0 | 0-0 | 0-3 | 3 | 2 | 3 | 0 | 0 | 12 |
| at Elon | 25 | 5-8 | 0-1 | 8-8 | 0-2 | 2 | 4 | 3 | 1 | 3 | 18 |
| Wake Forest | 25 | 2-8 | 1-3 | 0-0 | 1-2 | 3 | 6 | 2 | 1 | 0 | 5 |
| at Boston College | 21 | 5-9 | 0-2 | 1-2 | 0-1 | 1 | 2 | 0 | 0 | 0 | 11 |
| at Florida State | *21 | 4-11 | 1-3 | 8-8 | 1-0 | 1 | 3 | 2 | 0 | 1 | 17 |
| Duke | 34 | 4-13 | 1-1 | 6-6 | 1-1 | 2 | 5 | 1 | 0 | 0 | 15 |
| Miami | *34 | 2-10 | 1-4 | 0-0 | 1-3 | 4 | 7 | 2 | 0 | 3 | 5 |
| at Clemson | *25 | 4-9 | 1-4 | 0-0 | 0-4 | 4 | 1 | 1 | 1 | 1 | 9 |
| at UNC | | | DNP | | | | | | | | |
| Virginia Tech | | | DNP | | | | | | | | |
| at Duke | 15 | 0-3 | 0-1 | 0-0 | 0-1 | 1 | 1 | 4 | 0 | 0 | 0 |
| at Wake Forest | *24 | 4-10 | 1-2 | 0-0 | 0-2 | 2 | 6 | 3 | 0 | 2 | 9 |
| Clemson | *22 | 1-5 | 0-0 | 1-2 | 1-2 | 3 | 4 | 2 | 0 | 0 | 3 |
| at Maryland | *21 | 2-9 | 0-3 | 0-0 | 1-3 | 4 | 3 | 2 | 0 | 0 | 4 |
| UNC | *29 | 4-10 | 0-2 | 0-2 | 2-0 | 2 | 4 | 1 | 0 | 2 | 8 |
| Georgia Tech | *23 | 2-2 | 0-0 | 6-8 | 0-4 | 4 | 2 | 3 | 0 | 1 | 10 |
| at Virginia | *15 | 0-4 | 0-2 | 0-0 | 0-1 | 1 | 0 | 0 | 0 | 0 | 0 |
| Florida State | 23 | 2-6 | 1-3 | 0-0 | 1-4 | 5 | 5 | 3 | 1 | 0 | 5 |
| Maryland (ACC) | *22 | 5-11 | 1-1 | 1-2 | 1-1 | 2 | 1 | 3 | 0 | 1 | 12 |



PLAYER PROFILES



KEVIN SHAW
Jr. / 6-1 / 180 / GUARD
LOUISVILLE, KY. / SENECA HS

10

AT GEORGIA STATE:

Has seen action in 21 games during his two-year career, averaging 0.5 points and 0.2 rebounds per game, playing 31 minutes . . . Third signee of the Ron Hunter era . . . Mostly has played the point, with some action at the two . . . Able to drive to the hole as well as hit both the mid-range jumper and 3-pointer.

2012-13:

Played in eight games during his sophomore season, scoring six points on a pair of 3-pointers . . . Made a clutch 3-pointer for his first basket of the season against Delaware with less than a minute to play in the game . . . Hit another clutch 3-pointer as the buzzer expired in the first half to help GSU overcome a 14-point deficit to William & Mary.

2011-12:

Saw action in 13 games during his first season, averaging 0.4 points and 0.2 rebounds per game . . . Made his collegiate debut against Washington, knocking down a 3-pointer on his first field goal attempt . . . Played a season-high three minutes on four occasions, including against Hofstra in the first round of the CAA Championship, while dishing out a pair of assists, his first two of the season.

HIGH SCHOOL:

A McDonald's All-American nominee who scored more than 1,200 points in his high school career . . . As a point guard and

shooting guard, averaged 22 points per game his senior year at Seneca High School, earning all-state honorable mention honors and first team all-region accolades . . . Highlighted his final season with a triple-double of 31 points, 10 assists and 10 rebounds.

Played three years at Seneca for coach Steve Sargent, averaging 10 points per game during his sophomore season and 12 points per game during his junior year.

Started his high school career at Cortland High School in Cortland, N.Y. . . . During his freshman year, earned second team all-Central New York, averaging 16 points per game.

PERSONAL:

Full name is Kevin Durand Shaw Jr. . . . Born Feb. 23, 1993 in Louisville, Ky. . . . Parents are Robin and Kevin . . . Currently majoring in sociology.

CAREER HIGHS

POINTS: 3

Washington, 11-12-11
Delaware, 1-12-13
William & Mary, 1-16-13

FIELD GOALS MADE: 1

Washington, 11-12-11 (1-2)
Delaware, 1-12-13 (1-1)
William & Mary, 1-16-13 (1-2)

FIELD GOALS ATTEMPTED: 2

William & Mary, 1-16-13 (1-2)

3-PT FG MADE: 1

Washington, 11-12-11 (1-2)
Delaware, 1-12-13 (1-1)
William & Mary, 1-16-13 (1-2)

3-PT FG ATTEMPTED: 1 (11X)

William & Mary, 1-16-13 (1-2)

FREE THROWS MADE: 1

Liberty, 11-26-11 (1-2)
Rhode Island, 12-10-11 (1-2)

FREE THROWS ATTEMPTED: 2

Rhode Island, 12-10-11 (1-2)
Liberty, 11-26-11 (1-2)

ASSISTS: 2

Hofstra (CAA), 3-2-12

STEALS: 1

East Carolina, 11-26-12

REBOUNDS: 1 (5X)

William & Mary, 1-16-13

MINUTES: 3 (5X)

East Carolina, 11-26-12

CAREER STATISTICS

| CONF. ONLY | G-GS | Min | Avg | FG- FGA | Pct. | 3P-3PA | Pct. | FT- FTA | Pct. | O- D | Reb | Avg | Ast | Blk | Stl | Pts | Avg |
|------------|-------|-----|-----|---------|-------|--------|-------|---------|-------|------|-----|-----|-----|-----|-----|-----|-----|
| 2011-12 | 3- 0 | 4 | 1.3 | 0- 3 | 0.000 | 0- 3 | 0.000 | 0- 0 | 0.000 | 0- 0 | 0 | 0.0 | 0 | 0 | 0 | 0 | 0.0 |
| 2012-13 | 5- 0 | 4 | 0.8 | 2- 3 | 0.667 | 2- 2 | 1.000 | 0- 0 | 0.000 | 1- 0 | 1 | 0.2 | 0 | 0 | 0 | 6 | 1.2 |
| Totals | 8- 0 | 8 | 1.0 | 2- 6 | 0.333 | 2- 5 | 0.400 | 0- 0 | 0.000 | 1- 0 | 1 | 0.1 | 0 | 0 | 0 | 6 | 0.8 |
| ALL GAMES | G-GS | Min | Avg | FG- FGA | Pct. | 3P-3PA | Pct. | FT- FTA | Pct. | O- D | Reb | Avg | Ast | Blk | Stl | Pts | Avg |
| 2011-12 | 13- 0 | 23 | 1.8 | 1- 10 | 0.100 | 1- 9 | 0.111 | 2- 4 | 0.500 | 0- 3 | 3 | 0.2 | 2 | 0 | 0 | 5 | 0.4 |
| 2012-13 | 8- 0 | 8 | 1.0 | 2- 4 | 0.500 | 2- 3 | 0.667 | 0- 0 | 0.000 | 1- 1 | 2 | 0.3 | 1 | 0 | 1 | 6 | 0.8 |
| Totals | 21- 0 | 31 | 1.5 | 3- 14 | 0.214 | 3- 12 | 0.250 | 2- 4 | 0.500 | 1- 4 | 5 | 0.2 | 3 | 0 | 1 | 11 | 0.5 |



PLAYER PROFILES

SHAW GAME-BY-GAME

| 2012-13..... | MP | FG | 3FG | FT | O-D | Rb | As | TO | Blk | Stl | Pts |
|-----------------------|----|-----|-----|-----|-----|----|----|----|-----|-----|-----|
| at Duke..... | | DNP | | | | | | | | | |
| at BYU..... | | DNP | | | | | | | | | |
| Monmouth..... | 0+ | 0-0 | 0-0 | 0-0 | 0-0 | 0 | 0 | 0 | 0 | 0 | 0 |
| Tennessee St. | | DNP | | | | | | | | | |
| South Alabama | | DNP | | | | | | | | | |
| East Carolina..... | 3 | 0-1 | 0-1 | 0-0 | 0-1 | 1 | 1 | 1 | 0 | 1 | 0 |
| Louisiana Tech..... | | DNP | | | | | | | | | |
| at Liberty..... | | DNP | | | | | | | | | |
| Southern Poly..... | 1 | 0-0 | 0-0 | 0-0 | 0-0 | 0 | 0 | 0 | 0 | 0 | 0 |
| at Troy..... | | DNP | | | | | | | | | |
| Southern Miss..... | | DNP | | | | | | | | | |
| at Rhode Island ... | | DNP | | | | | | | | | |
| at Ga. Southern ... | | DNP | | | | | | | | | |
| Drexel | | DNP | | | | | | | | | |
| James Madison.... | | DNP | | | | | | | | | |
| at Hofstra | | DNP | | | | | | | | | |
| Delaware..... | 1 | 1-1 | 1-1 | 0-0 | 0-0 | 0 | 0 | 0 | 0 | 0 | 3 |
| William & Mary | 1 | 1-2 | 1-1 | 0-0 | 1-0 | 1 | 0 | 0 | 0 | 0 | 3 |
| at Old Dominion... 0+ | | 0-0 | 0-0 | 0-0 | 0-0 | 0 | 0 | 0 | 0 | 0 | 0 |
| at Towson | | DNP | | | | | | | | | |
| UNCW | | DNP | | | | | | | | | |
| at Drexel | | DNP | | | | | | | | | |
| at Northeastern ... | | DNP | | | | | | | | | |
| Old Dominion | 1 | 0-0 | 0-0 | 0-0 | 0-0 | 0 | 0 | 0 | 0 | 0 | 0 |
| at UNCW..... | | DNP | | | | | | | | | |
| Towson | 1 | 0-0 | 0-0 | 0-0 | 0-0 | 0 | 0 | 0 | 0 | 0 | 0 |
| Hofstra..... | | DNP | | | | | | | | | |
| at George Mason .. | | DNP | | | | | | | | | |
| at William & Mary | | DNP | | | | | | | | | |
| at JMU | | DNP | | | | | | | | | |
| Northeastern..... | | DNP | | | | | | | | | |

| 2011-12 | MP | FG | 3FG | FT | O-D | Rb | As | TO | Blk | Stl | Pts |
|-----------------------|----|-----|-----|-----|-----|----|----|----|-----|-----|-----|
| at Washington..... | 3 | 1-2 | 1-1 | 0-0 | 0-0 | 0 | 0 | 0 | 0 | 0 | 3 |
| vs Portland | 2 | 0-1 | 0-1 | 0-0 | 0-0 | 0 | 0 | 0 | 0 | 0 | 0 |
| vs. FAU | 3 | 0-1 | 0-1 | 0-0 | 0-0 | 0 | 0 | 0 | 0 | 0 | 0 |
| McNeese State | | DNP | | | | | | | | | |
| at Samford | | DNP | | | | | | | | | |
| Liberty | 1 | 0-0 | 0-0 | 1-2 | 0-0 | 0 | 0 | 0 | 0 | 0 | 1 |
| at S.C. State..... | 3 | 0-1 | 0-1 | 0-0 | 0-0 | 0 | 0 | 1 | 0 | 0 | 0 |
| FIU | 1 | 0-0 | 0-0 | 0-0 | 0-0 | 0 | 0 | 0 | 0 | 0 | 0 |
| William&Mary | 2 | 0-1 | 0-1 | 0-0 | 0-1 | 1 | 0 | 0 | 0 | 0 | 0 |
| Rhode Island..... | 1 | 0-0 | 0-0 | 1-2 | 0-1 | 1 | 0 | 0 | 0 | 0 | 1 |
| at Utah Valley..... | | DNP | | | | | | | | | |
| Ga. Southern..... | | DNP | | | | | | | | | |
| Drexel | | DNP | | | | | | | | | |
| at VCU..... | | DNP | | | | | | | | | |
| at Mason | | DNP | | | | | | | | | |
| UNCW | 1 | 0-1 | 0-1 | 0-0 | 0-0 | 0 | 0 | 0 | 0 | 0 | 0 |
| Towson | | DNP | | | | | | | | | |
| at Northeastern ... | | DNP | | | | | | | | | |
| at Delaware..... | | DNP | | | | | | | | | |
| James Madison.... | 1 | 0-1 | 0-1 | 0-0 | 0-0 | 0 | 0 | 0 | 0 | 0 | 0 |
| at Drexel | | DNP | | | | | | | | | |
| VCU | | DNP | | | | | | | | | |
| at UNCW | | DNP | | | | | | | | | |
| at Hofstra | | DNP | | | | | | | | | |
| Northeastern..... | | DNP | | | | | | | | | |
| Delaware | | DNP | | | | | | | | | |
| at JMU | | DNP | | | | | | | | | |
| UTSA | 1 | 0-1 | 0-1 | 0-0 | 0-0 | 0 | 0 | 0 | 0 | 0 | 0 |
| Old Dominion | | DNP | | | | | | | | | |
| at William&Mary.. | | DNP | | | | | | | | | |
| Hofstra (CAA)..... | 3 | 0-0 | 0-0 | 0-0 | 0-1 | 1 | 2 | 1 | 0 | 0 | 0 |
| Mason (CAA) | | DNP | | | | | | | | | |
| Tenn. Tech (CIT) ... | 1 | 0-1 | 0-1 | 0-0 | 0-1 | 1 | 0 | 0 | 0 | 0 | 0 |
| at Mercer (CIT) | | DNP | | | | | | | | | |



PLAYER PROFILES



CURTIS WASHINGTON

R-JR. / 6-9 / 240 / FORWARD

ELIZABETHTOWN, Ky./ELIZABETHTOWN HS/SOUTHERN CAL

42

AT GEORGIA STATE:

An athletic and talented forward who will have two years of eligibility remaining entering his first season of play at Georgia State following two seasons at Southern California . . . Possesses the tools to be a great defender and is working on becoming an offensive force.

2012-13:

Redshirt season due to NCAA transfer rules.

2011-12 (USC):

Missed the entire 2011-12 season after having surgery in August to repair a torn left labrum.

2010-11 (USC):

Played in three games for a total of 11 minutes his freshman season . . . Appeared in his first game at USC against New Mexico State on Nov. 21 and grabbed an offensive rebound . . . Played four minutes versus Cal State Fullerton on Nov. 24 and four minutes against Stanford on Jan. 20.

PREP:

Averaged 8.0 points and 4.0 rebounds as a junior and really opened eyes during the summer between his junior and senior season where he became a McDonald's All-American nominee . . . Named MVP of the Rick Bolus Blue Chip Camp and was ranked as the No. 1 prospect in the state of Kentucky according

to Rick Bolus Scouting Report . . . Missed several games due to a right ankle injury during his senior season at Elizabethtown High School, but averaged 8.0 points and 7.6 rebounds in eight games.

PERSONAL:

Full name is Curtis Owen Washington . . . Born on Dec. 5, 1991 in Chesapeake, Va. . . . Parents are Jennifer and James Washington . . . Currently majoring in fine arts.

CAREER HIGHS

POINTS: 0

-

FIELD GOALS MADE: 0

-

FIELD GOALS ATTEMPTED: 0

-

3-PT FG MADE: 0

-

3-PT FG ATTEMPTED: 0

-

FREE THROWS MADE: 0

-

FREE THROWS ATTEMPTED: 0

-

REBOUNDS: 1

New Mexico State, 11/21/10 (USC)

ASSISTS: 0

-

STEALS: 0

-

BLOCKS: 0

-

MINUTES: 4

Cal State Fullerton, 11-24-10 (USC)
Stanford, 1-20-11 (USC)

CAREER STATISTICS

| ALL GAMES | G-GS | Min | Avg | FG- FGA | Pct. | 3P-3PA | Pct. | FT- FTA | Pct. | O- D | Reb | Avg | Ast | Blk | Stl | Pts | Avg |
|-----------|------|-----|-----|---------|------|--------|------|---------|------|------|-----|-----|-----|-----|-----|-----|-----|
| 2010-11 | 3- 0 | 11 | 3.7 | 0- 0 | - | 0- 0 | - | 0- 0 | - | 0- 1 | 1 | 0.3 | 0 | 0 | 0 | 0 | 0.0 |

* Redshirted in 2011-12 and 2012-13





MARKUS CRIDER

Sr. / 6-6 / 205 / FORWARD

DAYTON, OHIO/BRIDGTON (MAINE) ACADEMY/WAYNE HS

33

AT GEORGIA STATE:

Saw action in all 31 games as a freshman, watching his minutes significantly increase from the start to the end of the season . . . Talented prep school star who hales from coach Ron Hunter's hometown of Dayton, Ohio . . . Has good size to play on the wing with the ability to shoot from any location on the floor . . . Three-star recruit coming out of high school.

2012-13:

In first season at GSU, averaged 3.7 points and 3.2 rebounds in 17.1 minutes per game, seeing action in all 31 games and making four starts . . . Shot 51.7 percent from the floor, while swiping 19 steals . . . In debut, scored four points and grabbed five rebounds against No. 8 Duke . . . Grabbed a career-high 10 rebounds in 25 minutes with six points against UNCW . . . Scored a career-high eight points in a career-high 31 minutes at William & Mary, tying career-highs with three assists and three steals . . . Tied a career-high with eight points and three rebound at James Madison . . . Averaged 7.3 points and 4.5 rebounds in the Panthers final four games.

PREP SCHOOL:

Attended Bridgton (Maine) Prep where he averaged 20 points and 10 rebounds per game, including three triple-doubles and was ranked among the top 15 NEPSEC players . . . Earned National Prep School Invitational All-Tournament honors.

PREP:

As a senior at Wayne High School in Dayton, Ohio, the McDonald's All-America nominee averaged 14.0 points and 10.8 rebounds per game and was MVP of the Ohio North/South game . . . Played in the Ohio-Kentucky All-Star game . . . Coming out of high school, ESPN ranked him as a three-star recruit, the sixth best player in the state of Ohio and the 51st best small forward in the country . . . Earned first team all-GWOC honors and second team all-south west district recognition . . . Was a four-year varsity letter winner who also earned first team All-GWOC recognition as a junior . . . Led Wayne to league championships in 2008, 2010 and 2011 along with sectional championships all four years of high school and a district championship in 2008 . . . Originally signed with Providence before a coaching change led him to Bridgton Academy.

PERSONAL:

Full name is Markus Lamar Crider . . . Born on Oct. 28, 1992 in Dayton, Ohio. . . . Parents are Kimberly Crider and Michael Suber Jr. . . . Currently undeclared on major.

CAREER STATISTICS

| CONF. ONLY | G-GS | Min | Avg | FG- FGA | Pct. | 3P-3PA | Pct. | FT- FTA | Pct. | O- D | Reb | Avg | Ast | Blk | Stl | Pts | Avg |
|------------|-------|-----|------|---------|-------|--------|-------|---------|-------|--------|-----|-----|-----|-----|-----|-----|-----|
| 2012-13 | 18- 1 | 328 | 18.2 | 31- 53 | 0.585 | 0- 1 | 0.000 | 14- 21 | 0.667 | 24- 43 | 67 | 3.7 | 16 | 4 | 12 | 76 | 4.2 |
| ALL GAMES | G-GS | Min | Avg | FG- FGA | Pct. | 3P-3PA | Pct. | FT- FTA | Pct. | O- D | Reb | Avg | Ast | Blk | Stl | Pts | Avg |
| 2012-13 | 31- 4 | 531 | 17.1 | 46- 89 | 0.517 | 0- 3 | 0.000 | 24- 38 | 0.632 | 34- 64 | 98 | 3.2 | 26 | 5 | 19 | 116 | 3.7 |

PLAYER PROFILES

CRIDER GAME-BY-GAME

| 2012-13..... | MP | FG | 3FG | FT | O-D | Rb | As | TO | Bk | Stl | Pts |
|----------------------|-----|-----|-----|-----|-----|----|----|----|----|-----|-----|
| at Duke..... | 21 | 1-6 | 0-0 | 2-4 | 2-3 | 5 | 2 | 1 | 0 | 0 | 4 |
| at BYU..... | *13 | 0-0 | 0-0 | 0-0 | 0-1 | 1 | 0 | 2 | 0 | 0 | 0 |
| Monmouth..... | 23 | 1-2 | 0-1 | 2-2 | 0-1 | 1 | 1 | 3 | 0 | 3 | 4 |
| Tennessee St. | 15 | 1-3 | 0-0 | 0-0 | 0-0 | 0 | 0 | 0 | 0 | 0 | 2 |
| South Alabama | 4 | 0-1 | 0-0 | 0-0 | 0-0 | 0 | 0 | 0 | 0 | 0 | 0 |
| East Carolina..... | 23 | 2-4 | 0-0 | 1-2 | 0-4 | 4 | 0 | 0 | 0 | 0 | 5 |
| Louisiana Tech... * | 23 | 1-4 | 0-0 | 0-0 | 1-3 | 4 | 1 | 2 | 0 | 2 | 2 |
| at Liberty..... | 2 | 0-0 | 0-0 | 0-0 | 0-0 | 0 | 0 | 0 | 0 | 0 | 0 |
| Southern Poly..... | 12 | 2-3 | 0-0 | 0-0 | 1-4 | 5 | 2 | 0 | 0 | 0 | 4 |
| at Troy..... | 14 | 2-2 | 0-0 | 2-2 | 1-2 | 3 | 1 | 1 | 0 | 0 | 6 |
| Southern Miss... * | 17 | 2-4 | 0-1 | 2-4 | 2-0 | 2 | 3 | 5 | 0 | 0 | 6 |
| at Rhode Island ... | 18 | 1-4 | 0-0 | 0-0 | 1-1 | 2 | 0 | 4 | 0 | 1 | 2 |
| at Ga. Southern ... | 18 | 2-3 | 0-0 | 1-3 | 2-2 | 4 | 0 | 3 | 1 | 1 | 5 |
| Drexel | 8 | 0-2 | 0-0 | 0-0 | 1-1 | 2 | 0 | 1 | 0 | 0 | 0 |
| James Madison.... | 8 | 0-0 | 0-0 | 0-0 | 0-4 | 4 | 0 | 0 | 0 | 1 | 0 |
| at Hofstra | 8 | 1-1 | 0-0 | 0-0 | 1-3 | 4 | 0 | 0 | 0 | 0 | 2 |
| Delaware..... | 6 | 1-1 | 0-0 | 0-0 | 1-0 | 1 | 0 | 2 | 0 | 0 | 2 |
| William & Mary | 22 | 2-3 | 0-0 | 2-2 | 3-5 | 8 | 1 | 3 | 0 | 1 | 6 |
| at Old Dominion... * | 15 | 2-4 | 0-0 | 0-0 | 0-1 | 1 | 0 | 1 | 1 | 1 | 4 |
| at Towson | 17 | 2-2 | 0-0 | 0-0 | 3-3 | 6 | 3 | 0 | 0 | 0 | 4 |
| UNCW | 25 | 3-5 | 0-0 | 0-0 | 3-7 | 10 | 1 | 2 | 2 | 0 | 6 |
| at Drexel..... | 19 | 1-3 | 0-0 | 2-4 | 1-2 | 3 | 0 | 0 | 0 | 0 | 4 |
| at Northeastern. * | 16 | 1-2 | 0-0 | 1-2 | 1-1 | 2 | 1 | 0 | 1 | 0 | 3 |
| Old Dominion | 13 | 2-2 | 0-0 | 1-1 | 1-1 | 2 | 2 | 1 | 0 | 1 | 5 |
| at UNCW..... | 27 | 2-4 | 0-0 | 0-0 | 1-4 | 5 | 3 | 1 | 0 | 0 | 4 |
| Towson | 24 | 1-3 | 0-0 | 3-4 | 1-0 | 1 | 0 | 1 | 0 | 1 | 5 |
| Hofstra..... | 14 | 1-2 | 0-0 | 0-0 | 0-0 | 0 | 0 | 1 | 0 | 3 | 2 |
| at George Mason. * | 28 | 3-4 | 0-0 | 1-4 | 3-2 | 5 | 2 | 1 | 0 | 1 | 7 |
| at William & Mary * | 31 | 4-7 | 0-0 | 0-0 | 2-2 | 4 | 3 | 1 | 0 | 3 | 8 |
| at JMU | 23 | 2-4 | 0-0 | 4-4 | 1-2 | 3 | 0 | 0 | 0 | 0 | 8 |
| Northeastern..... | 24 | 3-4 | 0-1 | 0-0 | 1-5 | 6 | 0 | 1 | 0 | 0 | 6 |

CAREER HIGHS

POINTS: 8

William & Mary, 2-18-13
James Madison, 2-23-13

FIELD GOALS MADE: 4

William & Mary, 2-18-13 (4-7)

FIELD GOALS ATTEMPTED: 7

William & Mary, 2-18-13 (4-7)

3-PT FG MADE: 0

-

3-PT FG ATTEMPTED: 1

Monmouth, 11-19-12 (0-1)
Southern Miss, 12-18-12 (0-1)

FREE THROWS MADE: 4

James Madison (4-4)

FREE THROWS ATTEMPTED: 4 (6X)

most recent: James Madison (4-4)

REBOUNDS: 10

UNCW, 1-23-13

ASSISTS: 3

Southern Miss, 12-18-12,
Towson, 1-21-13, UNCW, 2-6-13
William & Mary, 2-18-13

STEALS: 3

Monmouth, 11-19-12
Hofstra, 2-13-13
William & Mary, 2-18-13

BLOCKS: 2

UNCW, 1-23-13

MINUTES: 31

William & Mary, 2-18-13



CAMERON CRAZIES: Markus Crider scored four points and grabbed five rebounds in his collegiate debut in front of the Cameron crazies as the Panthers faced No. 8 Duke at Cameron Indoor Stadium.





R.J. HUNTER

Sr. / 6-5 / 185 / GUARD
INDIANAPOLIS, IND./PIKE HS

22

AT GEORGIA STATE:

Talented three-star son of head coach Ron Hunter who earned numerous conference and national awards for his play during his freshman year . . . Versatile shooting guard with tremendous range and very good ball handling skills . . . Has very good leaping ability and has shown the ability to defend players at multiple positions.

2012-13:

Earned Kyle Macy Freshman All-America honors after becoming the most prolific freshman scorer in school history, finishing the year with a record 527 points (17.0 avg.) . . . Earned CAA Rookie of the Year, All-CAA First Team and CAA All-Rookie Team honors following a season when he was named CAA Rookie of the Week six times, CAA Player of the Week once and earned Lou Henson National Player of the Week honors on Feb. 4 . . . Finished the season as one of just three freshmen in the country to average at least 17.0 points and 5.0 rebounds per game . . . Led all CAA freshman in scoring and rebounding . . . Scored a career-high 38 points, the seventh most in school history, on a school-record 10-of-15 3-pointers against Old Dominion, scoring 19 straight Panther points . . . Finished sixth in the CAA in scoring (17.0), which was also 84th in the NCAA, fifth in three-point percentage (36.5), third in 3-pointers made (2.4) and fifth in steals (1.7).

Scored 20 or more points 12 times during the season, leading GSU in scoring 15 times . . . Garnered a double-double with 14 points and 10 rebounds in his collegiate debut against No. 8 Duke . . . Scored 25 points, hitting 6-of-7 free throws and grabbed six rebounds against South Alabama . . . Finished with 24 points, including 20 in the first half against Southern Miss, making 6-of-12 3-pointers . . . Scored 27 points, including four 3-pointers at Towson, with a game-saving blocked shot with less

than two seconds remaining in the game . . . Scored 19 points with a career-high six assists against UNCW as his 15 straight made three throw streak came to end . . . Scored 27 points at first place Northeastern, going 10-of-18 from the floor and hitting five 3-pointers, while adding a game-saving block with less than 20 seconds remaining . . . Finished with 26 points at UNCW, scoring 20 in the first half, hitting all five 3-point attempts the took, at one point scoring 13 straight GSU points . . . Scored 25 points on 10-of-19 shooting at George Mason, leading GSU to its first victory at the Patriot Center.

PREP:

Led Pike High School to a runner-up finish in the Indiana State Championships . . . During his senior season, averaged 20.5 points, 6.6 rebounds, 3.8 assists and 2.9 steals per game, while earning All-Marion County First Team recognition . . . Named conference player of the year as well as an Indiana All-Star, playing in both the Indiana Senior/Junior Game and the Indiana/Kentucky High School Classic . . . Shot 50 percent from the floor, 41 percent from three-point range and 85 percent from the free throw line during his final season . . . Scored 35 points in just three quarters against Beech Grove . . . During his career, he was a part of three sectional title teams, one regional championship and one semi-state championship.

Earned Dean's List honors following his junior season.

PERSONAL:

Full name is Ronald Jordan Hunter . . . Born on Oct. 24, 1993 in Oxford, Ohio . . . Parents are Ron and Amy Hunter . . . Currently majoring in psychology . . . His godfather is Ron Harper, who played with his dad at Miami (Ohio) before going on to a 15-year NBA career in which he won five NBA titles, three with the Chicago Bulls and two with the Los Angeles Lakers.

CAREER STATISTICS

| CONF. ONLY | G-GS | Min | Avg | FG- FGA | Pct. | 3P-3PA | Pct. | FT- FTA | Pct. | O- D | Reb | Avg | Ast | Blk | Stl | Pts | Avg |
|------------|-------|------|------|----------|-------|--------|-------|---------|-------|--------|-----|-----|-----|-----|-----|-----|------|
| 2012-13 | 18-18 | 611 | 33.9 | 111- 248 | 0.448 | 46-123 | 0.374 | 58- 77 | 0.753 | 16- 67 | 83 | 4.6 | 36 | 13 | 28 | 326 | 18.1 |
| ALL GAMES | G-GS | Min | Avg | FG- FGA | Pct. | 3P-3PA | Pct. | FT- FTA | Pct. | O- D | Reb | Avg | Ast | Blk | Stl | Pts | Avg |
| 2012-13 | 31-31 | 1038 | 33.5 | 175- 399 | 0.439 | 73-200 | 0.365 | 104-134 | 0.776 | 30-128 | 158 | 5.1 | 57 | 26 | 53 | 527 | 17.0 |

PLAYER PROFILES

HUNTER GAME-BY-GAME

| 2012-13..... | MP | FG | 3FG | FT | O-D | Rb | As | TO | Blk | Stl | Pts |
|--------------------|-----|-------|-------|------|------|----|----|----|-----|-----|-----|
| at Duke..... | *35 | 4-11 | 2-6 | 4-4 | 0-10 | 10 | 0 | 1 | 0 | 1 | 14 |
| at BYU..... | *34 | 2-9 | 0-5 | 8-9 | 2-5 | 7 | 2 | 2 | 1 | 2 | 12 |
| Monmouth..... | *34 | 4-8 | 2-4 | 4-6 | 0-5 | 5 | 3 | 3 | 2 | 2 | 14 |
| Tennessee State.. | *23 | 2-12 | 2-8 | 1-3 | 0-3 | 3 | 2 | 2 | 1 | 2 | 7 |
| South Alabama.. | *38 | 8-17 | 3-8 | 6-7 | 2-4 | 6 | 2 | 3 | 1 | 4 | 25 |
| East Carolina..... | *26 | 3-9 | 1-5 | 0-0 | 0-2 | 2 | 1 | 0 | 3 | 0 | 7 |
| Louisiana Tech.... | *30 | 9-19 | 1-4 | 4-6 | 5-2 | 7 | 2 | 1 | 0 | 4 | 23 |
| at Liberty..... | *31 | 4-11 | 2-5 | 2-3 | 2-5 | 7 | 4 | 1 | 2 | 4 | 12 |
| Southern Poly..... | *32 | 7-12 | 4-8 | 3-4 | 1-6 | 7 | 4 | 3 | 1 | 1 | 21 |
| at Troy..... | *34 | 1-8 | 1-5 | 2-2 | 0-7 | 7 | 0 | 1 | 0 | 0 | 5 |
| Southern Miss.... | *39 | 8-16 | 6-12 | 2-2 | 2-2 | 4 | 1 | 0 | 1 | 1 | 24 |
| at Rhode Island.. | *36 | 7-11 | 2-4 | 7-8 | 0-6 | 6 | 0 | 0 | 1 | 1 | 23 |
| at Ga. Southern.. | *35 | 5-8 | 1-3 | 3-3 | 0-4 | 4 | 0 | 5 | 0 | 3 | 14 |
| Drexel | *33 | 9-16 | 2-5 | 3-4 | 1-5 | 6 | 0 | 3 | 0 | 1 | 23 |
| James Madison.. | *37 | 7-13 | 4-7 | 1-5 | 0-7 | 7 | 1 | 0 | 1 | 1 | 19 |
| at Hofstra | *38 | 4-15 | 1-8 | 4-4 | 1-3 | 4 | 2 | 1 | 1 | 0 | 13 |
| Delaware | *32 | 5-10 | 1-3 | 4-4 | 0-8 | 8 | 1 | 0 | 0 | 0 | 15 |
| William & Mary .. | *23 | 1-7 | 0-4 | 4-5 | 1-6 | 7 | 1 | 0 | 1 | 0 | 6 |
| at Old Dominion.. | *33 | 6-12 | 2-6 | 6-7 | 0-4 | 4 | 2 | 1 | 0 | 2 | 20 |
| at Towson | *32 | 9-19 | 4-9 | 5-5 | 0-3 | 3 | 2 | 4 | 1 | 0 | 27 |
| UNCW | *31 | 6-13 | 2-7 | 5-8 | 2-4 | 6 | 6 | 1 | 2 | 3 | 19 |
| at Drexel..... | *33 | 1-9 | 0-4 | 6-6 | 1-2 | 3 | 0 | 2 | 1 | 2 | 8 |
| at Northeastern.. | *35 | 10-18 | 5-11 | 2-2 | 2-2 | 4 | 5 | 5 | 1 | 2 | 27 |
| Old Dominion | *37 | 12-18 | 10-15 | 4-5 | 0-5 | 5 | 0 | 2 | 2 | 2 | 38 |
| at UNCW..... | *26 | 9-16 | 6-7 | 2-4 | 1-1 | 2 | 3 | 4 | 0 | 5 | 26 |
| Towson | *38 | 3-16 | 1-9 | 8-10 | 4-4 | 8 | 3 | 1 | 0 | 3 | 15 |
| Hofstra..... | *27 | 3-10 | 0-3 | 0-0 | 0-2 | 2 | 2 | 1 | 0 | 1 | 6 |
| at George Mason* | 25 | 10-19 | 2-7 | 3-5 | 0-2 | 2 | 2 | 0 | 1 | 2 | 25 |
| at William&Mary | *35 | 6-12 | 3-6 | 0-1 | 2-2 | 4 | 3 | 3 | 0 | 2 | 15 |
| at JMU | *37 | 5-10 | 1-5 | 0-0 | 0-6 | 6 | 1 | 2 | 0 | 0 | 11 |
| Northeastern..... | *40 | 5-15 | 2-7 | 1-2 | 1-1 | 2 | 2 | 0 | 2 | 2 | 13 |



CAREER HIGHS

POINTS: 38

Old Dominion, 2-2-13

FIELD GOALS MADE: 12

Old Dominion, 2-2-13 (12-18)

FIELD GOALS ATTEMPTED: 19

Louisiana Tech, 11-30-12 (9-19)
Towson, 1-21-13, George Mason, 2-16-13

3-PT FG MADE: 10

Old Dominion, 2-2-13 (10-15)

3-PT FG ATTEMPTED: 15

Old Dominion, 2-2-13 (10-15)

FREE THROWS MADE: 8

BYU, 11-13-12 (8-9), Towson, 2-9-13 (8-10)

FREE THROWS ATTEMPTED: 10

Towson, 2-9-13 (8-10)

REBOUNDS: 10

Duke, 11-9-12

ASSISTS: 6

UNCW, 1-23-13

STEALS: 5

UNCW, 2-6-13

BLOCKS: 3

East Carolina, 11-26-12

MINUTES: 40

Northeastern, 2-27-13



OPENING NIGHT: R.J. Hunter began and finished his freshman season in remarkable fashion. He opened the year with a double-double of 14 points and 10 rebounds at No. 8 Duke and ended the year being named to the Kyle Macy Freshman All-America Team.





T.J. SHIPES

So. / 6-7 / 230 / FORWARD
Buford, Ga./Buford HS

31

AT GEORGIA STATE:

Saw action in 20 games during his freshman year, greatly improving from the start of the season to the end . . . A strong and physical power forward who can run the floor well and uses his body well around the basket . . . One of the top players in the state of Georgia coming out of high school . . . One of four early signees to coach Hunter's first full recruiting class.

2012-13:

Made 20 appearances as a freshman, scoring nine points and grabbing 14 rebounds, while averaging 5.4 minutes per game . . . Played a career-high 16 minutes, scoring six points on 2-of-2 shooting with two free throws against East Carolina . . . Played four minutes in his collegiate debut against No. 8 Duke . . . Played 12 minutes, grabbing a career-high three rebounds against Louisiana Tech . . . Finished with three points and two rebounds in nine minutes against UNCW.

PREP:

A four-year starter for coach Allen Whitehart at Buford High School, earned AJC and GACA First Team All-State honors following both his junior and senior seasons . . . Named Class AA Region 6 Player of the Year after leading Buford High School to the second round of the state playoffs . . . Member of the Atlanta Tip-off Club Metro Atlanta Player of the Year Watch List and Atlanta Tip-off Club All-Metro Team following both his junior and senior seasons . . . During his senior year, led the Wolves to a 22-8 record, while averaging 13.7 points, 10.4 rebounds, 2.1 steals and 1.5 blocks per game . . . Shot 60 percent from the floor

during his senior season.

Three-time All-Region 6-AA honoree, as well as three-time Gainesville Times All-Area honoree . . . Earned Gwinnett Tip-Off Club All-County honors in 2010, 2011 and 2012 . . . Named to the 2012 GACA All-Star Team . . . Was a 2012 Gwinnett Super Six team member, while also being recognized as a Score 44 Hoops honoree.

Finished his career at Buford with 1,423 points and 1,005 career rebounds, while earning the Buford HS Hustle Award for the 2009-10 season and the Buford HS Coaches Award for 2011-12 . . . Was the team's leading scorer during his final three seasons and leading rebounder.

Led Buford to a runner-up finish during his junior season in the state championships as the Wolves finished 24-9. . . Also played football during both his freshman and sophomore years, including leading his squad in touchdown receptions during this sophomore season.

PERSONAL:

Full name is Taylor Jonathan Shipes . . . Born on Aug. 25, 1993 in Downers Grove, Ill. . . Parents are Laurel Hudgens-Shipes and Rocky Shipes . . . Several members of his family have played sports collegiately, including his great grandfather Ira (Southern Illinois), grandfather Don Hudgens (Indiana and Wheaton College), mother Laurel Hudgens (Kentucky) and father Rocky (The Masters College) . . . Currently majoring in sociology.

CAREER STATISTICS

| CONF. ONLY | G-GS | Min | Avg | FG- FGA | Pct. | 3P-3PA | Pct. | FT- FTA | Pct. | O- D | Reb | Avg | Ast | Blk | Stl | Pts | Avg |
|------------|-------|-----|-----|---------|-------|--------|-------|---------|-------|------|-----|-----|-----|-----|-----|-----|-----|
| 2012-13 | 10- 0 | 50 | 5.0 | 1- 4 | 0.250 | 0- 0 | 0.000 | 1- 4 | 0.250 | 3- 2 | 5 | 0.5 | 2 | 1 | 1 | 3 | 0.3 |
| ALL GAMES | G-GS | Min | Avg | FG- FGA | Pct. | 3P-3PA | Pct. | FT- FTA | Pct. | O- D | Reb | Avg | Ast | Blk | Stl | Pts | Avg |
| 2012-13 | 20- 0 | 108 | 5.4 | 3- 8 | 0.375 | 0- 0 | 0.000 | 3- 10 | 0.300 | 7- 7 | 14 | 0.7 | 4 | 2 | 1 | 9 | 0.5 |

PLAYER PROFILES

SHIPES GAME-BY-GAME

| 2012-13..... | MP | FG | 3FG | FT | O-D | Rb | As | TO | Bk | Stl | Pts |
|---------------------|----|-----|-----|-----|-----|----|----|----|----|-----|-----|
| at Duke..... | 4 | 0-0 | 0-0 | 0-0 | 0-0 | 0 | 0 | 0 | 0 | 0 | 0 |
| at BYU..... | 8 | 0-2 | 0-0 | 0-0 | 1-0 | 1 | 0 | 1 | 0 | 0 | 0 |
| Monmouth..... | 1 | 0-0 | 0-0 | 0-0 | 0-0 | 0 | 0 | 0 | 1 | 0 | 0 |
| Tennessee State .. | | | | DNP | | | | | | | |
| South Alabama | | | | DNP | | | | | | | |
| East Carolina..... | 16 | 2-2 | 0-0 | 2-2 | 1-0 | 1 | 0 | 2 | 0 | 0 | 6 |
| Louisiana Tech..... | 12 | 0-0 | 0-0 | 0-2 | 1-2 | 3 | 2 | 1 | 0 | 0 | 0 |
| at Liberty..... | 5 | 0-0 | 0-0 | 0-0 | 0-2 | 2 | 0 | 0 | 0 | 0 | 0 |
| Southern Poly..... | 1 | 0-0 | 0-0 | 0-0 | 0-0 | 0 | 0 | 0 | 0 | 0 | 0 |
| at Troy..... | 5 | 0-0 | 0-0 | 0-0 | 0-1 | 1 | 0 | 1 | 0 | 0 | 0 |
| Southern Miss..... | 3 | 0-0 | 0-0 | 0-0 | 0-0 | 0 | 0 | 0 | 0 | 0 | 0 |
| at Rhode Island ... | | | | DNP | | | | | | | |
| at Ga. Southern ... | 3 | 0-0 | 0-0 | 0-2 | 1-0 | 1 | 0 | 0 | 0 | 0 | 0 |
| Drexel | | | | DNP | | | | | | | |
| James Madison..... | 2 | 0-0 | 0-0 | 0-0 | 0-0 | 0 | 0 | 0 | 0 | 0 | 0 |
| at Hofstra | | | | DNP | | | | | | | |
| Delaware | 8 | 0-1 | 0-0 | 0-0 | 1-0 | 1 | 0 | 0 | 1 | 0 | 0 |
| William & Mary | | | | DNP | | | | | | | |
| at Old Dominion... | 4 | 0-0 | 0-0 | 0-0 | 1-0 | 1 | 0 | 0 | 0 | 0 | 0 |
| at Towson | 3 | 0-0 | 0-0 | 0-0 | 0-0 | 0 | 0 | 0 | 0 | 0 | 0 |
| UNCW | 9 | 1-1 | 0-0 | 1-2 | 0-2 | 2 | 1 | 0 | 0 | 1 | 3 |
| at Drexel..... | 7 | 0-0 | 0-0 | 0-0 | 0-0 | 0 | 0 | 1 | 0 | 0 | 0 |
| at Northeastern ... | | | | DNP | | | | | | | |
| Old Dominion | 1 | 0-0 | 0-0 | 0-0 | 0-0 | 0 | 0 | 0 | 0 | 0 | 0 |
| at UNCW..... | 7 | 0-0 | 0-0 | 0-0 | 0-0 | 0 | 0 | 0 | 0 | 0 | 0 |
| Towson | 8 | 0-1 | 0-0 | 0-2 | 1-0 | 1 | 1 | 1 | 0 | 0 | 0 |
| Hofstra..... | | | | DNP | | | | | | | |
| at George Mason .. | | | | DNP | | | | | | | |
| at William&Mary.. | 1 | 0-1 | 0-0 | 0-0 | 0-0 | 0 | 0 | 0 | 0 | 0 | 0 |
| at JMU | | | | DNP | | | | | | | |
| Northeastern..... | | | | DNP | | | | | | | |

CAREER HIGHS

POINTS: 6

East Carolina, 11-26-12

FIELD GOALS MADE: 2

East Carolina, 11-26-12 (2-2)

FIELD GOALS ATTEMPTED: 2

East Carolina, 11-26-12 (2-2)

FT MADE: 2

East Carolina, 11-26-12 (2-2)

FT ATTEMPTED: 2

East Carolina, 11-26-12 (2-2)

Louisiana Tech, 11-30-12 (0-2)

Georgia Southern, 12-29-12 (0-2)

Towson, 2-9-13 (0-2)

UNCW, 1-23-13 (1-2)

REBOUNDS: 3

Louisiana Tech, 11-30-12

ASSISTS: 2

Louisiana Tech, 11-30-12

STEALS: 1

UNCW, 1-23-13

BLOCKS: 1

Monmouth, 11-19-12

Delaware, 1-12-13

MINUTES: 16

East Carolina, 11-26-12



CAREER NIGHT: T.J. Shipes had a coming-out party against East Carolina, playing 16 minutes en route to six points and a pair of blocked shots.





LaRON SMITH

So. / 6-8 / 195 / FORWARD
PALM BAY, FLA./HERITAGE HS

1

AT GEORGIA STATE:

Saw minutes increase in the second half of his first season as all but one appearance came in conference play . . . A highly-touted forward out of Florida with good size and rebounding ability, who is able to put the ball on the floor under the basket or shoot the mid-range jumper . . . Tremendous 7-3 wing span with the ability to block shots in the paint or alter shots on the perimeter.

2012-13:

Played in eight games, scoring seven points on 7-of-12 free throws, grabbing seven rebounds and blocking four shots during his freshman season . . . Made first collegiate appearance against Southern Poly, playing three minutes and scoring one point . . . Played a career-high 15 minutes against William & Mary, grabbing a career-high three rebounds and blocking a career-high two shots . . . Scored a career-high four points in 14 minutes against Hofstra, making 4-of-6 free throws, blocking one shot and collecting his first steal.

PREP:

Earned all-conference and All-Space Coast First Team honors after leading Heritage High School in Palm Bay, Fla., to a 24-5 record and the Sweet 16 of the second largest classification in Florida, along with winning the district championship . . . Averaged 16.3 points, 10.7 rebounds and 4.6 blocked shots per game during his senior year while playing for coach Stephen Links,

surpassing 1,000 career points . . . Top performance came against Viera High School, scoring 32 points and grabbing 20 rebounds.

During his junior season, averaged 16.6 points, 9.4 rebounds and 3.4 blocked shots per game . . . Earned Florida Today Athlete of the Week honors after scoring 22 points, grabbing 18 rebounds and adding four blocked shots against Cocoa Beach.

PERSONAL:

Full name is LaRon Smith . . . Born on Dec. 20, 1993 in New York, N.Y. . . . Parents are Diane Willet and LaRon Smith . . . Has two brothers, LeRon and LoRon . . . Currently majoring in criminal justice.

CAREER STATISTICS

| CONF. ONLY | G-GS | Min | Avg | FG- FGA | Pct. | 3P-3PA | Pct. | FT- FTA | Pct. | O- D | Reb | Avg | Ast | Blk | Stl | Pts | Avg |
|------------|------|-----|-----|---------|-------|--------|-------|---------|-------|------|-----|-----|-----|-----|-----|-----|-----|
| 2012-13 | 7- 0 | 47 | 6.7 | 0- 2 | 0.000 | 0- 0 | 0.000 | 6- 10 | 0.600 | 3- 4 | 7 | 1.0 | 0 | 4 | 1 | 6 | 0.9 |
| ALL GAMES | G-GS | Min | Avg | FG- FGA | Pct. | 3P-3PA | Pct. | FT- FTA | Pct. | O- D | Reb | Avg | Ast | Blk | Stl | Pts | Avg |
| 2012-13 | 8- 0 | 50 | 6.3 | 0- 3 | 0.000 | 0- 0 | 0.000 | 7- 12 | 0.583 | 3- 4 | 7 | 0.9 | 0 | 4 | 1 | 7 | 0.9 |



PLAYER PROFILES

SMITH GAME-BY-GAME

| 2012-13..... | MP | FG | 3FG | FT | O-D | Rb | As | TO | Bl | St | Pts |
|---------------------|----|-----|-----|-----|-----|----|----|----|----|----|-----|
| at Duke..... | | DNP | | | | | | | | | |
| at BYU..... | | DNP | | | | | | | | | |
| Monmouth..... | | DNP | | | | | | | | | |
| Tennessee State.. | | DNP | | | | | | | | | |
| South Alabama | | DNP | | | | | | | | | |
| East Carolina..... | | DNP | | | | | | | | | |
| Louisiana Tech..... | | DNP | | | | | | | | | |
| at Liberty | | DNP | | | | | | | | | |
| Southern Poly..... | 3 | 0-0 | 0-0 | 1-2 | 0-0 | 0 | 0 | 1 | 0 | 0 | 1 |
| at Troy..... | | DNP | | | | | | | | | |
| Southern Miss..... | | DNP | | | | | | | | | |
| at Rhode Island ... | | DNP | | | | | | | | | |
| at Ga. Southern ... | | DNP | | | | | | | | | |
| Drexel | | DNP | | | | | | | | | |
| James Madison.... | | DNP | | | | | | | | | |
| at Hofstra | | DNP | | | | | | | | | |
| Delaware..... | | DNP | | | | | | | | | |
| William & Mary | 15 | 0-0 | 0-0 | 1-2 | 2-1 | 3 | 0 | 0 | 2 | 0 | 1 |
| at Old Dominion... | 6 | 0-1 | 0-0 | 1-2 | 0-1 | 1 | 0 | 1 | 1 | 0 | 1 |
| at Towson | 3 | 0-1 | 0-0 | 0-0 | 0-1 | 1 | 0 | 1 | 0 | 0 | 0 |
| UNCW | | DNP | | | | | | | | | |
| at Drexel | | DNP | | | | | | | | | |
| at Northeastern ... | 2 | 0-0 | 0-0 | 0-0 | 0-0 | 0 | 0 | 0 | 0 | 0 | 0 |
| Old Dominion..... | | DNP | | | | | | | | | |
| at UNCW..... | | DNP | | | | | | | | | |
| Towson | | DNP | | | | | | | | | |
| Hofstra..... | 14 | 0-0 | 0-0 | 4-6 | 0-1 | 1 | 0 | 1 | 1 | 1 | 4 |
| at George Mason . | 3 | 0-0 | 0-0 | 0-0 | 0-0 | 0 | 0 | 0 | 0 | 0 | 0 |
| at William & Mary | 4 | 0-1 | 0-0 | 0-0 | 1-0 | 1 | 0 | 1 | 0 | 0 | 0 |
| at JMU | | DNP | | | | | | | | | |
| Northeastern..... | | DNP | | | | | | | | | |

CAREER HIGHS

POINTS: 4

Hofstra, 2-13-13

FIELD GOALS MADE: -

-

FIELD GOALS ATTEMPTED: 1

Old Dominion, 1-19-13

Towson, 1-21-13

William & Mary, 2-18-13

FT MADE: 4

Hofstra, 2-13-13 (4-6)

FT ATTEMPTED: 6

Hofstra, 2-13-13 (4-6)

REBOUNDS: 3

William & Mary, 1-16-13

ASSISTS: -

-

STEALS: 1

Hofstra, 2-13-13

BLOCKS: 2

William & Mary, 1-16-13

MINUTES: 15

William & Mary, 1-16-13



FINISHING STRONG: LaRon played in three straight games toward the end of the season, including a 14-minute performance against Hofstra, scoring four points on 4-of-6 free throws.



ISAIAH DENNIS

FR. / 5-11 / 180 / GUARD

MCDONOUGH, GA. / EAGLE'S LANDING HS

4

AT GEORGIA STATE:

Talented true freshman from nearby McDonough who can play the point or two-guard spot, while being considered a shut-down defender.

Will be one of the most athletic players on the team who has the ability to hit the open jumper or drive the lane.

PREP:

Led Eagle's Landing High School to the 4A state championship during his senior year, the school's first state title, going 28-5 . . . Earned Atlanta Tip-off Club All-Metro Team honors, along with first-team all-state and first-team all-region 4A honors . . . Averaged 16.2 points, 4.3 assists, 3.6 steals and 3.1 rebounds during his final season . . . Earned Henry Herald All-Southern Crescent First Team and Henry County Player-of-the-Year honors, along with Eagle's Landing High School Defensive Player-of-the-Year honors after earning offensive player-of-the-year honors after his junior year.


Averaged 14.6 points, 4.6 steals and 2.1 assists during his junior season, leading Eagle's Landing to the final four of the state championship with a 28-3 record . . . Squad also advanced to the final four during his sophomore season, finishing the year with a 27-6 record.

Won the 2013 American Family Insurance High School Dunk contest, jumping over two fellow contestants in an event that was televised on CBS . . . Was also runner-up at the City of Palms Slam Dunk Contest.

PERSONAL:

Full name is Isaiah Michael Dennis . . . Born on Feb. 18, 1995 in Atlanta, Ga. . . . Parents are Michele and Rodrigues Dennis . . . Plans to major in criminal justice . . . Dad played football at Albany State and Morris Brown.

PLAYER PROFILES



JAYLEN HINTON

FR. / 6-0 / 170 / GUARD

RICHMOND, VA. / TRINITY EPISCOPAL

11

AT GEORGIA STATE:

Talented true point guard with very good speed and a high basketball IQ, who has the ability to be a step-up defender.

Will add depth at the guard position and could see significant action at certain times in games when the Panthers need a stop.

PREP:

Earned first-team all-state, first-team all-prep and second-team all-metro honors following his senior season at Trinity Episcopal High School in Richmond, Va., playing for coach Richard Hamlin . . . Named team MVP after averaging 17.5 points, 5.0 assists, 3.0 rebounds and 1.3 steals per game his senior year . . . Earned MVP honors of both the Dale Travis Tournament and Prep League Tournament, while also garnering Henrico Holiday Hoops All-Tournament Team recognition.

Scored a career-high 37 points with 11 assists in an overtime win over Cosby . . . Led Trinity to a 22-9 record his senior year and the Prep League Tournament championship.

Earned first-team all-prep honors following a junior season in which he averaged 15.0 points, 3.5 assists and 2.0 rebounds per game . . . Was named co-MVP at Trinity and to the Prep League All-Tournament team, along with Lee Davis Shootout MVP honors . . . Guided team to a 21-7 record and the Prep League championship.

PERSONAL:

Full name is Jaylen Leshawn Hinton . . . Born on Nov. 4, 1993 in Chesterfield, Va. . . . Parents are Vickie and Julian Hinton . . . Plans to major in exercise science . . . Cousin Brandon Rozzell was a shooting guard for the VCU team that went to the Final Four.





DARIUS SHARPE

FR. / 6-1 / 185 / GUARD

ATLANTA, GA./WHITEWATER HS

24

AT GEORGIA STATE:

Earned a spot as a walk-on after a solid prep career at Whitewater High School in nearby Fayetteville, Ga.

Likes to take his defender off the dribble and attack the rim, while having the ability to knock down the 3-point shot as well to keep his defender honest.

Good athlete who can guard multiple positions on floor and likes to rebound and start the fast break.

PREP:

Starred for Jason Barnes at Whitewater High School in nearby Fayetteville, earning all-state (GACA), all-region and all-county honors following his senior season . . . Led Whitewater to a region championship and sweet 16 appearance in the state tournament after compiling an 18-12 record.

PERSONAL:

Full name is Darius Sharpe . . . Born on Feb. 28, 1995 in Albany, Ga. . . . Son of Andrea Sharpe . . . Plans to major in marketing . . . Father played defensive end at Albany State and brother is a defensive end at Albany State.

BY CLASS



THE SENIORS



THE JUNIORS



THE SOPHOMORES



THE FRESHMEN

GEORGIA STATE BASKETBALL



**2012-13
REVIEW**

2012-13 REVIEW

2012-13 RECORD: 15-16, 10-8 CAA (5th)

9-7 Home, 6-9 Away, 0-0 Neutral

| Date | Opponent | W/L | Score | Att |
|----------|---------------------|------|-------|-------|
| 11/9/12 | at No. 8 Duke | L | 55-74 | 9314 |
| 11/13/12 | at BYU (1) | L | 62-80 | 13181 |
| 11/19/12 | MONMOUTH (1) | W | 62-49 | 1119 |
| 11/20/12 | TENNESSEE STATE (1) | W | 59-57 | 1104 |
| 11/21/12 | SOUTH ALABAMA (1) | W | 75-73 | 1028 |
| 11/26/12 | EAST CAROLINA | L | 53-62 | 1759 |
| 11/30/12 | LOUISIANA TECH | L | 68-86 | 2015 |
| 12/2/12 | at Liberty | W | 67-66 | 1717 |
| 12/8/12 | SOUTHERN POLY | W | 86-58 | 1188 |
| 12/15/12 | at Troy | L | 56-57 | 1212 |
| 12/18/12 | SOUTHERN MISS | L | 67-69 | 1167 |
| 12/22/12 | at Rhode Island | L | 60-65 | 3822 |
| 12/29/12 | at Georgia Southern | ot L | 64-68 | 1129 |
| 1/2/13 | DREXEL * | L | 60-77 | 1030 |
| 1/5/13 | JAMES MADISON * | W | 68-52 | 1030 |
| 1/7/13 | at Hofstra * | L | 50-52 | 1169 |
| 1/12/13 | DELAWARE * | L | 83-86 | 1075 |
| 1/16/13 | WILLIAM & MARY * | W | 74-58 | 2350 |
| 1/19/13 | at Old Dominion * | W | 69-54 | 6493 |
| 1/21/13 | at Towson * | W | 71-69 | 1441 |
| 1/23/13 | UNCW * | W | 81-63 | 1427 |
| 1/26/13 | at Drexel * | L | 57-68 | 2532 |
| 1/30/13 | at Northeastern * | W | 78-73 | 1845 |
| 2/2/13 | OLD DOMINION * | W | 83-63 | 2140 |
| 2/6/13 | at UNCW * | L | 72-76 | 2767 |
| 2/9/13 | TOWSON * | ot L | 82-90 | 1772 |
| 2/13/13 | HOFSTRA * | W | 61-43 | 1384 |
| 2/16/13 | at George Mason * | W | 78-60 | 8010 |
| 2/18/13 | at William & Mary * | L | 63-75 | 2275 |
| 2/23/13 | at James Madison * | W | 66-62 | 4269 |
| 2/27/13 | NORTHEASTERN * | ot L | 84-90 | 1576 |

* CAA Game

1 - Coaches vs. Cancer Classic

| | | |
|---------------------------------|----------|----------|
| TEAM STATISTICS..... | GSU | OPP |
| SCORING | 2114 | 2075 |
| Points per game | 68.2 | 66.9 |
| Scoring margin | +1.3 | |
| FIELD GOALS-ATT | 739-1685 | 708-1625 |
| Field goal pct..... | .439 | .436 |
| 3 POINT FG-ATT | 219-611 | 239-652 |
| 3-point FG pct..... | .358 | .367 |
| 3-pt FG made per game | 7.1 | 7.7 |
| FREE THROWS-ATT | 417-586 | 420-594 |
| Free throw pct | .712 | .707 |
| Free Throws made per game | 13.5 | 13.5 |
| REBOUNDS | 985 | 1044 |
| Rebounds per game | 31.8 | 33.7 |
| Rebounding margin | -1.9 | - |
| ASSISTS | 362 | 425 |
| Assists per game | 11.7 | 13.7 |
| TURNOVERS | 358 | 422 |
| Turnovers per game | 11.7 | 13.6 |
| Turnover margin | +2.1 | - |
| Assist/turnover ratio | 1.0 | 1.0 |
| STEALS | 240 | 165 |
| Steals per game | 7.7 | 5.3 |
| BLOCKS | 127 | 122 |
| Blocks per game | 4.1 | 3.9 |
| ATTENDANCE | 23164 | 61176 |
| Home games-Avg/Game | 16-1448 | 15-4078 |
| Neutral site-Avg/Game | - | 0-0 |

| | | | | | |
|-----------------------|------|------|----|-------|------|
| SCORE BY PERIODS..... | 1st | 2nd | OT | Total | Avg |
| Georgia State | .961 | 1127 | 26 | 2144 | 68.2 |
| Opponents | .990 | 1041 | 44 | 2075 | 66.9 |

FINAL 2012-13 CAA STANDINGS

| | Conference | | | Overall | | |
|----------------|------------|----|------|---------|----|------|
| | W | L | Pct. | W | L | Pct. |
| Northeastern | 14 | 4 | .778 | 20 | 13 | .606 |
| Towson | 13 | 5 | .722 | 18 | 13 | .581 |
| Delaware | 13 | 5 | .722 | 19 | 14 | .576 |
| James Madison | 11 | 7 | .611 | 21 | 15 | .583 |
| Georgia State | 10 | 8 | .556 | 15 | 16 | .484 |
| George Mason | 10 | 8 | .556 | 22 | 16 | .579 |
| Drexel | 9 | 9 | .500 | 13 | 18 | .419 |
| William & Mary | 7 | 11 | .389 | 13 | 17 | .433 |
| UNCW | 5 | 13 | .278 | 10 | 20 | .333 |
| Hofstra | 4 | 14 | .222 | 7 | 25 | .219 |
| Old Dominion | 3 | 15 | .167 | 5 | 25 | .167 |



FINAL 2012-13 STATISTICS - ALL GAMES

| Player..... | G-GS | Min | Avg | FG-FGA | Pct | 3P-3PA | Pct | FT-FTA | Pct | Off | Def | Reb | Avg | PF-DQ | A | TO | Blk | Stl | Pts | Avg | |
|------------------------|-------|------|------|----------|-------|---------|------|---------|------|-----|-----|------|------|-------|---|-----|-----|-----|-----|------|------|
| Hunter, R.J..... | 31-31 | 1038 | 33.5 | 175-399 | .439 | 73-200 | .365 | 104-134 | .776 | 30 | 128 | 158 | 5.1 | 52 | 1 | 57 | 52 | 26 | 53 | 527 | 17.0 |
| White, Devonta..... | 31-31 | 1121 | 36.2 | 155-361 | .429 | 40-128 | .313 | 108-146 | .740 | 20 | 66 | 86 | 2.8 | 54 | 0 | 121 | 93 | 1 | 52 | 458 | 14.8 |
| Atkins, Manny..... | 31-31 | 1111 | 35.8 | 148-350 | .423 | 54-131 | .412 | 90-113 | .412 | 59 | 148 | 207 | 6.7 | 71 | 0 | 69 | 67 | 9 | 48 | 440 | 14.2 |
| Richardson, Rashaad | 31-26 | 837 | 27.0 | 85-195 | .436 | 40-111 | .360 | 15-24 | .625 | 19 | 65 | 84 | 2.7 | 75 | 2 | 33 | 21 | 0 | 36 | 225 | 7.3 |
| Solomon, Cameron | 17-1 | 190 | 11.2 | 33-75 | .440 | 1-4 | .250 | 25-35 | .714 | 8 | 13 | 21 | 1.2 | 10 | 0 | 7 | 12 | 1 | 2 | 92 | 5.4 |
| Vincent, James..... | 31-24 | 730 | 23.5 | 61-117 | .521 | 0-0 | .000 | 26-47 | .553 | 54 | 97 | 151 | 4.9 | 79 | 0 | 15 | 32 | 70 | 11 | 148 | 4.8 |
| Crider, Markus..... | 31-4 | 531 | 17.1 | 46-89 | .517 | 0-3 | .000 | 24-38 | .632 | 34 | 64 | 98 | 3.2 | 78 | 3 | 26 | 37 | 5 | 19 | 116 | 3.7 |
| Travers, David..... | 27-0 | 230 | 8.5 | 18-50 | .360 | 9-25 | .360 | 6-11 | .545 | 2 | 9 | 11 | 0.4 | 12 | 0 | 23 | 12 | 0 | 7 | 51 | 1.9 |
| Burguillos, Denny..... | 17-6 | 219 | 12.9 | 12-26 | .462 | 0-0 | .000 | 4-10 | .400 | 18 | 24 | 42 | 2.5 | 42 | 1 | 1 | 8 | 8 | 6 | 28 | 1.6 |
| Smith, LaRon..... | 8-0 | 50 | 6.3 | 0-3 | .000 | 0-0 | .000 | 7-12 | .583 | 3 | 4 | 7 | 0.9 | 12 | 0 | 0 | 5 | 4 | 1 | 7 | 0.9 |
| Shaw, Kevin..... | 8-0 | 8 | 1.0 | 2-4 | .500 | 2-3 | .667 | 0-0 | .000 | 1 | 1 | 2 | 0.3 | 0 | 0 | 1 | 1 | 0 | 1 | 6 | 0.8 |
| Shipes, T.J..... | 20-0 | 108 | 5.4 | 3-8 | .375 | 0-0 | .000 | 3-10 | .300 | 7 | 7 | 14 | 0.7 | 32 | 0 | 4 | 7 | 2 | 1 | 9 | 0.5 |
| Gamble, Tyler..... | 5-0 | 5 | 1.0 | 1-1 | 1.000 | 0-0 | .000 | 0-0 | .000 | 0 | 0 | 0 | 0.0 | 0 | 0 | 0 | 0 | 0 | 0 | 2 | 0.4 |
| Green, Ryann..... | 19-1 | 97 | 5.1 | 0-7 | .000 | 0-6 | .000 | 5-6 | .833 | 5 | 10 | 15 | 0.8 | 15 | 0 | 5 | 4 | 1 | 3 | 5 | 0.3 |
| Team..... | | | | | | | | | | 42 | 47 | 89 | | | | 7 | | | | | |
| Total..... | 31 | 6275 | | 739-1685 | .439 | 219-611 | .358 | 417-586 | .712 | 302 | 683 | 985 | 31.8 | 532 | 7 | 362 | 358 | 127 | 240 | 2114 | 68.2 |
| Opponents..... | 31 | 6275 | | 708-1625 | .436 | 239-652 | .367 | 420-594 | .707 | 324 | 720 | 1044 | 33.7 | 538 | - | 425 | 422 | 122 | 165 | 2075 | 66.9 |

FINAL 2012-13 STATISTICS - CAA GAMES ONLY

| Player..... | G-GS | Min | Avg | FG-FGA | Pct | 3P-3PA | Pct | FT-FTA | Pct | Off | Def | Reb | Avg | PF-DQ | A | TO | Blk | Stl | Pts | Avg | |
|------------------------|-------|------|------|---------|-------|---------|-------|---------|-------|-----|-----|-----|------|-------|---|-----|-----|-----|-----|------|------|
| Hunter, R.J..... | 18-18 | 611 | 33.9 | 111-248 | .448 | 46-123 | .374 | 58-77 | .753 | 16 | 67 | 83 | 4.6 | 28 | 0 | 36 | 30 | 13 | 28 | 326 | 18.1 |
| Atkins, Manny..... | 18-18 | 655 | 36.4 | 89-203 | .438 | 32-79 | .405 | 61-75 | .813 | 34 | 87 | 121 | 6.7 | 43 | 0 | 38 | 39 | 5 | 28 | 271 | 15.1 |
| White, Devonta..... | 18-18 | 644 | 35.8 | 89-206 | .432 | 22-72 | .306 | 68-86 | .791 | 15 | 39 | 54 | 3.0 | 30 | 0 | 84 | 47 | 0 | 23 | 268 | 14.9 |
| Richardson, Rashaad | 18-18 | 520 | 28.9 | 55-120 | .458 | 32-76 | .421 | 6-8 | .750 | 13 | 41 | 54 | 3.0 | 49 | 1 | 18 | 11 | 0 | 26 | 148 | 8.2 |
| Solomon, Cameron | 4-0 | 38 | 9.5 | 5-12 | .417 | 0-0 | .000 | 10-13 | .769 | 1 | 2 | 3 | 0.8 | 4 | 0 | 1 | 2 | 0 | 0 | 20 | 5.0 |
| Vincent, James..... | 18-17 | 459 | 25.5 | 37-73 | .507 | 0-0 | .000 | 16-26 | .615 | 29 | 57 | 86 | 4.8 | 52 | 0 | 9 | 15 | 38 | 5 | 90 | 5.0 |
| Crider, Markus..... | 18-1 | 328 | 18.2 | 31-53 | .585 | 0-1 | .000 | 14-21 | .667 | 24 | 43 | 67 | 3.7 | 49 | 2 | 16 | 16 | 4 | 12 | 76 | 4.2 |
| Travers, David..... | 17-0 | 197 | 11.6 | 18-47 | .383 | 9-25 | .360 | 6-10 | .600 | 2 | 8 | 10 | 0.6 | 12 | 0 | 20 | 10 | 0 | 6 | 51 | 3.0 |
| Burguillos, Denny..... | 4-0 | 51 | 12.8 | 3-6 | .500 | 0-0 | .000 | 3-4 | .750 | 6 | 5 | 11 | 2.8 | 11 | 0 | 0 | 1 | 1 | 1 | 9 | 2.3 |
| Shaw, Kevin..... | 5-0 | 4 | 0.8 | 2-3 | .667 | 2-2 | 1.000 | 0-0 | .000 | 1 | 0 | 1 | 0.2 | 0 | 0 | 0 | 0 | 0 | 0 | 6 | 1.2 |
| Smith, LaRon..... | 7-0 | 47 | 6.7 | 0-3 | .000 | 0-0 | .000 | 6-10 | .600 | 3 | 4 | 7 | 1.0 | 10 | 0 | 0 | 4 | 4 | 1 | 6 | 0.9 |
| Gamble, Tyler..... | 3-0 | 3 | 1.0 | 1-1 | 1.000 | 0-0 | .000 | 0-0 | .000 | 0 | 0 | 0 | 0.0 | 0 | 0 | 0 | 0 | 0 | 0 | 2 | 0.7 |
| Green, Ryann..... | 12-0 | 43 | 3.6 | 0-3 | .000 | 0-2 | .000 | 4-4 | 1.000 | 4 | 6 | 10 | 0.8 | 9 | 0 | 1 | 3 | 1 | 0 | 4 | 0.3 |
| Shipes, T.J..... | 10-0 | 50 | 5.0 | 1-4 | .250 | 0-0 | .000 | 1-4 | .250 | 3 | 2 | 5 | 0.5 | 12 | 0 | 2 | 2 | 1 | 1 | 3 | 0.3 |
| Team..... | | | | | | | | | | 24 | 30 | 54 | | | | 5 | | | | | |
| Total..... | 18 | 3650 | | 442-982 | .450 | 143-380 | .376 | 253-338 | .749 | 175 | 391 | 566 | 31.4 | 309 | 3 | 225 | 185 | 67 | 131 | 1280 | 71.1 |
| Opponents..... | 18 | 3650 | | 407-928 | .439 | 139-367 | .379 | 258-364 | .709 | 176 | 404 | 580 | 32.2 | 302 | - | 240 | 226 | 68 | 84 | 1211 | 67.3 |



2012-13 REVIEW


| GAME | DATE | SCORE | Smith | Green, R. | Shaw | White | Gamble | Travers | Solomon |
|---------------------|----------|---------|-------|-----------|-------|--------|--------|---------|---------|
| at Duke | 11/9/12 | 55-74 L | DNP | DNP | DNP | 19-2-1 | DNP | 0-0-1 | 5-2-0 |
| at BYU | 11/13/12 | 62-80 L | DNP | 0-0-0 | DNP | 14-5-3 | DNP | 0-0-1 | 0-1-0 |
| MONMOUTH | 11/19/12 | 62-49 W | DNP | DNP | 0-0-0 | 16-3-4 | 0-0-0 | 0-0-0 | 8-2-1 |
| TENNESSEE STATE | 11/20/12 | 59-57 W | DNP | DNP | DNP | 19-1-1 | DNP | 0-0-0 | 10-1-0 |
| SOUTH ALABAMA | 11/21/12 | 75-73 W | DNP | DNP | DNP | 9-2-3 | DNP | 0-1-0 | 10-1-1 |
| EAST CAROLINA | 11/26/12 | 53-62 L | DNP | DNP | 0-1-1 | 13-2-5 | DNP | 0-0-0 | 3-0-1 |
| LOUISIANA TECH | 11/30/12 | 68-86 L | DNP | DNP | DNP | 13-2-1 | DNP | 0-0-1 | 7-1-0 |
| at Liberty | 12/2/12 | 67-66 W | DNP | 0-0-0 | DNP | 17-4-5 | DNP | DNP | 8-4-1 |
| SOUTHERN POLY | 12/8/12 | 86-58 W | 1-0-0 | 0-1-4 | 0-0-0 | 16-2-4 | 0-0-0 | 0-0-0 | 6-3-1 |
| at Troy | 12/15/12 | 56-57 L | DNP | 1-2-0 | DNP | 13-0-1 | DNP | DNP | 9-2-0 |
| SOUTHERN MISS | 12/18/12 | 67-69 L | DNP | 0-0-0 | DNP | 13-0-3 | DNP | DNP | 2-1-0 |
| at Rhode Island | 12/22/12 | 60-65 L | DNP | 0-2-0 | DNP | 14-3-2 | DNP | 0-0-0 | 0-0-1 |
| at Georgia Southern | 12/29/12 | 64-68 L | DNP | 0-0-0 | DNP | 14-6-4 | DNP | 0-0-0 | 4-0-0 |
| DREXEL | 1/2/13 | 60-77 L | DNP | 0-2-1 | DNP | 11-2-3 | DNP | DNP | 12-2-1 |
| JAMES MADISON | 1/5/13 | 68-52 W | DNP | 0-0-0 | DNP | 11-3-7 | DNP | 7-1-3 | 0-0-0 |
| at Hofstra | 1/7/13 | 50-52 L | DNP | DNP | DNP | 11-4-1 | DNP | 1-0-1 | 0-0-0 |
| DELAWARE | 1/12/13 | 83-86 L | DNP | 2-1-0 | 3-0-0 | 18-5-6 | DNP | 0-0-1 | 8-1-0 |
| WILLIAM & MARY | 1/16/13 | 74-58 W | 1-3-0 | 2-4-0 | 3-1-0 | 11-5-5 | 0-0-0 | 8-0-1 | DNP |
| at Old Dominion | 1/19/13 | 69-54 W | 1-1-0 | 0-0-0 | 0-0-0 | 15-4-7 | DNP | 2-1-1 | DNP |
| at Towson | 1/21/13 | 71-69 W | 0-1-0 | 0-1-0 | DNP | 14-5-6 | DNP | 0-0-0 | DNP |
| UNCW | 1/23/13 | 81-63 W | DNP | 0-1-0 | DNP | 17-4-2 | 0-0-0 | 5-0-1 | DNP |
| at Drexel | 1/26/13 | 57-68 L | DNP | 0-0-0 | DNP | 14-2-4 | DNP | 2-0-2 | DNP |
| at Northeastern | 1/30/13 | 78-73 W | 0-0-0 | 0-0-0 | DNP | 13-2-5 | DNP | 6-0-3 | DNP |
| OLD DOMINION | 2/2/13 | 83-63 W | DNP | 0-1-0 | 0-0-0 | 10-1-8 | 2-0-0 | 1-1-0 | DNP |
| at UNCW | 2/6/13 | 72-76 L | DNP | DNP | DNP | 19-3-4 | DNP | 0-0-0 | DNP |
| TOWSON | 2/9/13 | 82-90 L | DNP | 0-0-0 | 0-0-0 | 22-3-7 | DNP | 0-1-1 | DNP |
| HOFSTRA | 2/13/13 | 61-43 W | 4-1-0 | DNP | DNP | 11-3-3 | DNP | 8-0-0 | DNP |
| at George Mason | 2/16/13 | 78-60 W | 0-0-0 | 0-0-0 | DNP | 23-2-6 | DNP | 0-1-0 | DNP |
| at William & Mary | 2/18/13 | 63-75 L | 0-1-0 | DNP | DNP | 9-3-1 | DNP | 8-2-2 | DNP |
| at James Madison | 2/23/13 | 66-62 W | DNP | DNP | DNP | 15-2-5 | DNP | 0-3-2 | DNP |
| NORTHEASTERN | 2/27/13 | 84-90 L | DNP | DNP | DNP | 24-1-4 | DNP | 3-0-2 | DNP |

| GAME | DATE | SCORE | Hunter | Atkins | Richardson | Shipes | Crider | Burguillos | Vincent |
|---------------------|----------|---------|---------|---------|------------|--------|--------|------------|---------|
| at Duke | 11/9/12 | 55-74 L | 14-10-0 | 5-2-0 | 0-3-0 | 0-0-0 | 4-5-2 | 0-2-0 | 8-5-0 |
| at BYU | 11/13/12 | 62-80 L | 12-7-2 | 21-8-1 | 6-2-2 | 0-1-0 | 0-1-0 | 9-6-0 | 0-1-0 |
| MONMOUTH | 11/19/12 | 62-49 W | 14-5-3 | 4-6-1 | 9-3-0 | 0-0-0 | 4-1-1 | 2-1-0 | 5-8-0 |
| TENNESSEE STATE | 11/20/12 | 59-57 W | 7-3-2 | 2-5-4 | 9-3-1 | DNP | 2-0-0 | 2-5-0 | 8-3-1 |
| SOUTH ALABAMA | 11/21/12 | 75-73 W | 25-6-2 | 26-7-5 | 3-1-1 | DNP | 0-0-0 | 0-3-1 | 2-1-1 |
| EAST CAROLINA | 11/26/12 | 53-62 L | 7-2-1 | 15-8-3 | 2-1-1 | 6-1-0 | 5-4-0 | 2-2-0 | 0-2-0 |
| LOUISIANA TECH | 11/30/12 | 68-86 L | 23-7-2 | 13-9-2 | 6-1-1 | 0-3-2 | 2-4-1 | 4-4-0 | 0-3-0 |
| at Liberty | 12/2/12 | 67-66 W | 12-7-4 | 17-5-1 | 10-3-2 | 0-2-0 | 0-0-0 | 0-1-0 | 3-6-0 |
| SOUTHERN POLY | 12/8/12 | 86-58 W | 21-7-4 | 16-6-3 | 15-3-3 | 0-0-0 | 4-5-2 | 0-2-0 | 7-12-3 |
| at Troy | 12/15/12 | 56-57 L | 5-7-0 | 12-9-1 | 0-0-1 | 0-1-0 | 6-3-1 | 0-1-0 | 3-6-0 |
| SOUTHERN MISS | 12/18/12 | 67-69 L | 24-4-1 | 13-4-5 | 5-4-1 | 0-0-0 | 6-2-3 | 0-2-0 | 4-4-1 |
| at Rhode Island | 12/22/12 | 60-65 L | 23-6-0 | 14-9-2 | 7-3-1 | DNP | 2-2-0 | 0-2-0 | 0-2-0 |
| at Georgia Southern | 12/29/12 | 64-68 L | 14-4-0 | 11-8-3 | 5-3-1 | 0-1-0 | 5-4-0 | 0-0-0 | 11-9-0 |
| DREXEL | 1/2/13 | 60-77 L | 23-6-0 | 6-3-2 | 4-4-0 | DNP | 0-2-0 | 4-2-0 | 0-3-1 |
| JAMES MADISON | 1/5/13 | 68-52 W | 19-7-1 | 15-8-3 | 6-2-0 | 0-0-0 | 0-4-0 | 0-2-0 | 10-5-0 |
| at Hofstra | 1/7/13 | 50-52 L | 13-4-2 | 10-5-2 | 6-4-0 | DNP | 2-4-0 | 5-6-0 | 2-2-0 |
| DELAWARE | 1/12/13 | 83-86 L | 15-8-1 | 20-5-2 | 13-2-2 | 0-1-0 | 2-1-0 | 0-1-0 | 2-3-1 |
| WILLIAM & MARY | 1/16/13 | 74-58 W | 6-7-1 | 21-5-3 | 12-0-1 | DNP | 6-8-1 | DNP | 4-1-0 |
| at Old Dominion | 1/19/13 | 69-54 W | 20-4-2 | 21-5-1 | 4-2-2 | 0-1-0 | 4-1-0 | DNP | 2-12-1 |
| at Towson | 1/21/13 | 71-69 W | 27-3-2 | 9-6-1 | 11-5-1 | 0-0-0 | 4-6-3 | DNP | 6-4-0 |
| UNCW | 1/23/13 | 81-63 W | 19-6-6 | 19-4-4 | 8-1-1 | 3-2-1 | 6-10-1 | DNP | 4-4-0 |
| at Drexel | 1/26/13 | 57-68 L | 8-3-0 | 15-10-3 | 12-2-0 | 0-0-0 | 4-3-0 | DNP | 2-3-0 |
| at Northeastern | 1/30/13 | 78-73 W | 27-4-5 | 12-6-5 | 13-6-0 | DNP | 3-2-1 | DNP | 4-7-1 |
| OLD DOMINION | 2/2/13 | 83-63 W | 38-5-0 | 16-9-2 | 8-2-3 | 0-0-0 | 5-2-2 | DNP | 3-7-1 |
| at UNCW | 2/6/13 | 72-76 L | 26-2-3 | 12-6-0 | 3-1-0 | 0-0-0 | 4-5-3 | DNP | 8-7-1 |
| TOWSON | 2/9/13 | 82-90 L | 15-8-3 | 26-3-2 | 8-3-1 | 0-1-1 | 5-1-0 | DNP | 6-10-1 |
| HOFSTRA | 2/13/13 | 61-43 W | 6-2-2 | 13-9-2 | 6-2-1 | DNP | 2-0-0 | DNP | 11-4-0 |
| at George Mason | 2/16/13 | 78-60 W | 25-2-2 | 14-10-2 | 9-8-1 | DNP | 7-5-2 | DNP | 0-3-0 |
| at William & Mary | 2/18/13 | 63-75 L | 15-4-3 | 11-9-1 | 10-2-2 | 0-0-0 | 8-4-3 | DNP | 2-1-0 |
| at James Madison | 2/23/13 | 66-62 W | 11-6-1 | 5-6-0 | 11-3-1 | DNP | 8-3-0 | DNP | 16-7-0 |
| NORTHEASTERN | 2/27/13 | 84-90 L | 13-2-2 | 26-12-3 | 4-5-2 | DNP | 6-6-0 | DNP | 8-3-2 |



2012-13 REVIEW

| GEORGIA STATE TOTALS | Date | Result | FG-FGA | Pct. | 3P-3PA | Pct. | FT-FTA | Pct. | OR | DR | Reb | PF | A | TO | Bl | St | 1-2-OT | Pts |
|--------------------------|----------|-----------|--------|------|--------|------|--------|-------|----|----|-----|----|----|----|----|----|----------|-----|
| at Duke..... | 11/9/12 | 55-74 L | 19-51 | .373 | 5-14 | .357 | 12-17 | .706 | 10 | 23 | 33 | 21 | 4 | 16 | 0 | 7 | 22-33 | 55 |
| at BYU..... | 11/13/12 | 62-80 L | 23-65 | .354 | 3-22 | .136 | 13-15 | .867 | 11 | 22 | 33 | 14 | 9 | 14 | 3 | 13 | 26-36 | 62 |
| MONMOUTH..... | 11/19/12 | 62-49 W | 21-41 | .512 | 4-12 | .333 | 16-27 | .593 | 6 | 29 | 35 | 19 | 10 | 21 | 13 | 8 | 30-32 | 62 |
| TENNESSEE STATE..... | 11/20/12 | 59-57 W | 21-48 | .438 | 6-17 | .353 | 11-19 | .579 | 8 | 19 | 27 | 11 | 9 | 11 | 7 | 6 | 25-34 | 59 |
| SOUTH ALABAMA..... | 11/21/12 | 75-73 W | 25-50 | .500 | 11-18 | .611 | 14-18 | .778 | 9 | 17 | 26 | 14 | 14 | 15 | 5 | 10 | 43-32 | 75 |
| EAST CAROLINA..... | 11/26/12 | 53-62 L | 19-50 | .380 | 4-18 | .222 | 11-18 | .611 | 5 | 21 | 26 | 16 | 12 | 10 | 6 | 4 | 20-33 | 53 |
| LOUISIANA TECH..... | 11/30/12 | 68-86 L | 25-72 | .347 | 8-22 | .364 | 10-18 | .556 | 15 | 21 | 36 | 20 | 10 | 13 | 3 | 14 | 30-38 | 68 |
| at Liberty..... | 12/2/12 | 67-66 W | 26-58 | .448 | 5-18 | .278 | 10-13 | .769 | 11 | 23 | 34 | 16 | 13 | 9 | 3 | 8 | 29-38 | 67 |
| SOUTHERN POLY..... | 12/8/12 | 86-58 W | 33-64 | .516 | 9-23 | .391 | 11-20 | .550 | 12 | 32 | 44 | 17 | 24 | 9 | 4 | 9 | 37-49 | 86 |
| at Troy..... | 12/15/12 | 56-57 L | 19-49 | .388 | 3-13 | .231 | 15-23 | .652 | 12 | 23 | 35 | 14 | 4 | 12 | 3 | 5 | 16-40 | 56 |
| SOUTHERN MISS..... | 12/18/12 | 67-69 L | 21-47 | .447 | 10-24 | .417 | 15-22 | .682 | 10 | 12 | 22 | 17 | 14 | 14 | 2 | 8 | 34-33 | 67 |
| at Rhode Island..... | 12/22/12 | 60-65 L | 21-53 | .396 | 4-17 | .235 | 14-20 | .700 | 5 | 24 | 29 | 19 | 6 | 6 | 5 | 9 | 24-36 | 60 |
| at Georgia Southern..... | 12/29/12 | 64-68 Lot | 24-55 | .436 | 4-13 | .308 | 12-18 | .667 | 13 | 26 | 39 | 25 | 8 | 23 | 6 | 8 | 29-26-9 | 64 |
| DREXEL..... | 1/2/13 | 60-77 L | 23-53 | .434 | 5-14 | .357 | 9-12 | .750 | 10 | 17 | 27 | 16 | 8 | 12 | 2 | 4 | 33-27 | 60 |
| JAMES MADISON..... | 1/5/13 | 68-52 W | 24-51 | .471 | 10-21 | .476 | 10-18 | .556 | 10 | 26 | 36 | 17 | 14 | 11 | 9 | 5 | 38-30 | 68 |
| at Hofstra..... | 1/7/13 | 50-52 L | 18-50 | .360 | 2-20 | .100 | 12-14 | .857 | 14 | 18 | 32 | 13 | 6 | 8 | 5 | 3 | 21-29 | 50 |
| DELAWARE..... | 1/12/13 | 83-86 L | 27-59 | .458 | 9-20 | .450 | 20-23 | .870 | 5 | 26 | 31 | 22 | 13 | 7 | 1 | 3 | 42-41 | 83 |
| WILLIAM & MARY..... | 1/16/13 | 74-58 W | 22-51 | .431 | 7-22 | .318 | 23-25 | .920 | 14 | 20 | 34 | 16 | 12 | 12 | 5 | 7 | 28-46 | 74 |
| at Old Dominion..... | 1/19/13 | 69-54 W | 23-57 | .404 | 7-20 | .350 | 16-22 | .727 | 14 | 23 | 37 | 18 | 14 | 13 | 6 | 6 | 29-40 | 69 |
| at Towson..... | 1/21/13 | 71-69 W | 26-56 | .464 | 11-22 | .500 | 8-9 | .889 | 9 | 26 | 35 | 15 | 13 | 10 | 5 | 4 | 33-38 | 71 |
| UNCW..... | 1/23/13 | 81-63 W | 28-55 | .509 | 11-26 | .423 | 11-14 | .786 | 12 | 17 | 29 | 15 | 16 | 11 | 6 | 13 | 42-39 | 81 |
| at Drexel..... | 1/26/13 | 57-68 L | 13-47 | .277 | 6-18 | .333 | 25-29 | .862 | 7 | 19 | 26 | 21 | 9 | 5 | 4 | 4 | 22-35 | 57 |
| at Northeastern..... | 1/30/13 | 78-73 W | 28-55 | .509 | 11-26 | .423 | 11-14 | .786 | 12 | 17 | 29 | 15 | 20 | 13 | 2 | 8 | 39-39 | 78 |
| OLD DOMINION..... | 2/2/13 | 83-63 W | 28-52 | .538 | 16-33 | .485 | 11-16 | .688 | 5 | 26 | 31 | 18 | 16 | 13 | 4 | 10 | 33-50 | 83 |
| at UNCW..... | 2/6/13 | 72-76 L | 26-55 | .473 | 9-17 | .529 | 11-17 | .647 | 8 | 19 | 27 | 17 | 11 | 8 | 2 | 7 | 32-40 | 72 |
| TOWSON..... | 2/9/13 | 82-90 Lot | 26-61 | .426 | 8-24 | .333 | 22-32 | .688 | 14 | 18 | 32 | 22 | 16 | 11 | 6 | 11 | 34-43-5 | 82 |
| HOFSTRA..... | 2/13/13 | 61-43 W | 20-49 | .408 | 4-16 | .250 | 17-22 | .773 | 7 | 19 | 26 | 19 | 8 | 13 | 3 | 14 | 28-33 | 61 |
| at George Mason..... | 2/16/13 | 78-60 W | 29-54 | .537 | 10-19 | .526 | 10-17 | .588 | 11 | 23 | 34 | 13 | 13 | 7 | 2 | 8 | 51-27 | 78 |
| at William & Mary..... | 2/18/13 | 63-75 L | 27-62 | .435 | 6-24 | .250 | 3-9 | .333 | 17 | 14 | 31 | 17 | 12 | 9 | 0 | 8 | 27-36 | 63 |
| at James Madison..... | 2/23/13 | 66-62 W | 22-53 | .415 | 5-19 | .263 | 17-18 | .944 | 6 | 27 | 33 | 13 | 9 | 11 | 3 | 7 | 27-39 | 66 |
| NORTHEASTERN..... | 2/27/13 | 84-90 Lot | 32-62 | .516 | 8-23 | .348 | 12-19 | .632 | 4 | 28 | 32 | 22 | 15 | 11 | 2 | 9 | 37-35-12 | 84 |
| OPPONENT TOTALS | Date | Result | FG-FGA | Pct. | 3P-3PA | Pct. | FT-FTA | Pct. | OR | DR | Reb | PF | A | TO | Bl | St | 1-2-OT | Pts |
| at Duke..... | 11/9/12 | 55-74 L | 24-47 | .511 | 11-24 | .458 | 15-23 | .652 | 6 | 25 | 31 | 18 | 17 | 15 | 6 | 4 | 32-42 | 74 |
| at BYU..... | 11/13/12 | 62-80 L | 31-60 | .517 | 8-20 | .400 | 10-12 | .833 | 8 | 33 | 41 | 15 | 21 | 16 | 6 | 12 | 44-36 | 80 |
| MONMOUTH..... | 11/19/12 | 62-49 W | 15-54 | .278 | 4-20 | .200 | 15-23 | .652 | 14 | 20 | 34 | 22 | 8 | 19 | 2 | 7 | 23-26 | 49 |
| TENNESSEE STATE..... | 11/20/12 | 59-57 W | 23-59 | .390 | 8-27 | .296 | 3-4 | .750 | 15 | 22 | 37 | 18 | 17 | 13 | 5 | 3 | 24-33 | 57 |
| SOUTH ALABAMA..... | 11/21/12 | 75-73 W | 28-61 | .459 | 6-21 | .286 | 11-12 | .917 | 17 | 18 | 35 | 17 | 13 | 14 | 3 | 10 | 35-38 | 73 |
| EAST CAROLINA..... | 11/26/12 | 53-62 L | 20-55 | .364 | 7-24 | .292 | 15-20 | .750 | 18 | 29 | 47 | 17 | 14 | 16 | 6 | 6 | 31-31 | 62 |
| LOUISIANA TECH..... | 11/30/12 | 68-86 L | 32-59 | .542 | 7-20 | .350 | 15-21 | .714 | 10 | 35 | 45 | 16 | 21 | 19 | 7 | 5 | 44-42 | 86 |
| at Liberty..... | 12/2/12 | 67-66 W | 21-48 | .438 | 12-24 | .500 | 12-18 | .667 | 9 | 23 | 32 | 14 | 16 | 16 | 2 | 5 | 37-29 | 66 |
| SOUTHERN POLY..... | 12/8/12 | 86-58 W | 19-55 | .345 | 12-31 | .387 | 8-13 | .615 | 7 | 22 | 29 | 21 | 11 | 16 | 1 | 5 | 35-23 | 58 |
| at Troy..... | 12/15/12 | 56-57 L | 23-54 | .426 | 5-18 | .278 | 6-10 | .600 | 11 | 21 | 32 | 19 | 14 | 9 | 2 | 7 | 30-27 | 57 |
| SOUTHERN MISS..... | 12/18/12 | 67-69 L | 23-46 | .500 | 6-16 | .375 | 17-23 | .739 | 14 | 17 | 31 | 20 | 13 | 15 | 5 | 11 | 31-38 | 69 |
| at Rhode Island..... | 12/22/12 | 60-65 L | 21-47 | .447 | 8-20 | .400 | 15-21 | .714 | 7 | 29 | 36 | 19 | 7 | 12 | 6 | 0 | 27-38 | 65 |
| at Georgia Southern..... | 12/29/12 | 64-68 Lot | 21-52 | .404 | 6-20 | .300 | 20-30 | .667 | 12 | 22 | 34 | 19 | 13 | 16 | 3 | 6 | 21-34-13 | 68 |
| DREXEL..... | 1/2/13 | 60-77 L | 26-49 | .531 | 10-21 | .476 | 15-20 | .750 | 7 | 22 | 29 | 15 | 13 | 8 | 0 | 5 | 37-40 | 77 |
| JAMES MADISON..... | 1/5/13 | 68-52 W | 17-55 | .309 | 4-19 | .211 | 14-22 | .636 | 15 | 23 | 38 | 15 | 7 | 11 | 5 | 2 | 24-28 | 52 |
| at Hofstra..... | 1/7/13 | 50-52 L | 21-46 | .457 | 6-18 | .333 | 4-8 | .500 | 9 | 18 | 27 | 14 | 15 | 9 | 4 | 5 | 29-23 | 52 |
| DELAWARE..... | 1/12/13 | 83-86 L | 27-52 | .519 | 6-16 | .375 | 26-37 | .703 | 5 | 29 | 34 | 20 | 12 | 8 | 6 | 4 | 37-49 | 86 |
| WILLIAM & MARY..... | 1/16/13 | 74-58 W | 20-53 | .377 | 4-15 | .267 | 14-16 | .875 | 12 | 16 | 28 | 22 | 14 | 13 | 3 | 2 | 33-25 | 58 |
| at Old Dominion..... | 1/19/13 | 69-54 W | 17-48 | .354 | 7-19 | .368 | 13-23 | .565 | 13 | 23 | 36 | 18 | 13 | 17 | 5 | 7 | 25-29 | 54 |
| at Towson..... | 1/21/13 | 71-69 W | 22-56 | .393 | 9-22 | .409 | 16-22 | .727 | 10 | 21 | 31 | 12 | 10 | 6 | 3 | 5 | 31-38 | 69 |
| UNCW..... | 1/23/13 | 81-63 W | 21-50 | .420 | 8-22 | .364 | 13-20 | .650 | 7 | 21 | 28 | 17 | 11 | 17 | 5 | 7 | 33-30 | 63 |
| at Drexel..... | 1/26/13 | 57-68 L | 20-44 | .455 | 7-21 | .333 | 21-22 | .955 | 5 | 28 | 33 | 19 | 16 | 9 | 2 | 2 | 27-41 | 68 |
| at Northeastern..... | 1/30/13 | 78-73 W | 26-49 | .531 | 11-23 | .478 | 10-14 | .714 | 8 | 16 | 24 | 15 | 19 | 16 | 3 | 6 | 46-27 | 73 |
| OLD DOMINION..... | 2/2/13 | 83-63 W | 21-65 | .323 | 4-21 | .190 | 17-25 | .680 | 21 | 22 | 43 | 17 | 10 | 13 | 1 | 4 | 28-35 | 63 |
| at UNCW..... | 2/6/13 | 72-76 L | 27-51 | .529 | 9-18 | .500 | 13-21 | .619 | 9 | 24 | 33 | 13 | 14 | 11 | 7 | 5 | 42-34 | 76 |
| TOWSON..... | 2/9/13 | 82-90 Lot | 31-55 | .564 | 13-21 | .619 | 15-26 | .577 | 12 | 25 | 37 | 22 | 19 | 17 | 3 | 2 | 37-40-13 | 90 |
| HOFSTRA..... | 2/13/13 | 61-43 W | 12-41 | .293 | 4-18 | .222 | 15-24 | .625 | 13 | 23 | 36 | 19 | 5 | 22 | 3 | 7 | 19-24 | 43 |
| at George Mason..... | 2/16/13 | 78-60 W | 23-54 | .426 | 8-21 | .381 | 6-9 | .667 | 9 | 18 | 27 | 20 | 13 | 13 | 0 | 2 | 36-24 | 60 |
| at William & Mary..... | 2/18/13 | 63-75 L | 26-45 | .578 | 12-18 | .667 | 11-14 | .786 | 7 | 22 | 29 | 12 | 18 | 14 | 4 | 5 | 38-37 | 75 |
| at James Madison..... | 2/23/13 | 66-62 W | 24-55 | .436 | 6-23 | .261 | 8-14 | .571 | 8 | 25 | 33 | 15 | 12 | 11 | 7 | 9 | 24-38 | 62 |
| NORTHEASTERN..... | 2/27/13 | 84-90 Lot | 26-60 | .433 | 11-31 | .355 | 27-27 | 1.000 | 6 | 28 | 34 | 17 | 19 | 11 | 3 | 7 | 30-42-18 | 90 |



2012-13 REVIEW

| TEAM SUPERLATIVES | | ALL GAMES | | CAA GAMES |
|------------------------------|------|--|------|--|
| Most Points Scored | 86 | Southern Poly, 12-18-12 | 84 | Northeastern, 2-7-13 |
| Fewest Points Scored | 50 | Hofstra, 1-7-13 | 50 | Hofstra, 1-7-13 |
| Most Points Allowed | 90 | Towson, 2-9-13, Northeastern, 2-27-13 | 90 | Towson, 2-9-13, Northeastern, 2-27-13 |
| Fewest Points Allowed | 43 | Hofstra, 2-13-13 | 43 | Hofstra, 2-13-13 |
| Most Points Scored - Half | 51 | George Mason, 2-16-13 (1st) | 51 | George Mason, 2-16-13 (1st) |
| Fewest Points Scored - Half | 16 | Troy, 12-15-12 (1st) | 21 | Hofstra, 1-7-13 (1st) |
| Most Points Allowed - Half | 49 | Delaware, 1-12-13 (2nd) | 49 | Delaware, 1-12-13 (2nd) |
| Fewest Points Allowed - Half | 19 | Hofstra, 2-13-13 (1st) | 19 | Hofstra, 2-13-13 (1st) |
| Margin of Victory | 28 | Southern Poly, 12-8-12 | 20 | Old Dominion, 2-2-13 |
| Margin of Defeat | 19 | Duke, 11-9-12 | 17 | Drexel, 1-2-13 |
| Field Goals Made | 33 | Southern Poly, 12-8-12 | 32 | Northeastern, 2-27-13 |
| Fewest Field Goals Made | 13 | Drexel, 1-26-13 | 13 | Drexel, 1-26-13 |
| FG Attempts | 72 | Louisiana Tech, 11-30-12 | 62 | William & Mary, 2-18-13, Northeastern, 2-27-13 |
| Highest FG% | .538 | Old Dominion, 2-2-13 (28-52) | .538 | Old Dominion, 2-2-13 (28-52) |
| Lowest FG% | .277 | Drexel, 1-26-13 (13-47) | .277 | Drexel, 1-26-13 (13-47) |
| Lowest FG% Allowed | .278 | Monmouth, 11-19-12 (15-54) | .293 | Hofstra, 2-13-13 (12-41) |
| 3-Pt Field Goals Made | 16 | Old Dominion, 2-2-13 | 16 | Old Dominion, 2-2-13 |
| 3-Pt Field Goal Attempts | 33 | Old Dominion, 2-2-13 | 33 | Old Dominion, 2-2-13 |
| 3-Pt FG% (Minimum 3 made) | .611 | South Alabama, 11-21-12 (11-18) | .529 | UNCW, 2-6-13 (9-17) |
| Free Throws Made | 25 | Drexel, 1-26-13 | 25 | Drexel, 1-26-13 |
| Free Throw Attempts | 32 | Towson, 2-9-13 | 32 | Towson, 2-9-13 |
| Free Throw % | .944 | James Madison, 2-23-13 (17-18) | .944 | James Madison, 2-23-13 (17-18) |
| Rebounds | 44 | Southern Poly, 12-8-12 | 37 | Old Dominion, 1-19-13 |
| Rebound Margin | +15 | Southern Poly, 12-8-12 | +8 | George Mason, 2-16-13 |
| Assists | 24 | Southern Poly, 12-8-12 | 20 | Northeastern, 1-30-13 |
| Steals | 14 | Hofstra, 2-13-13, Louisiana Tech, 11-30-12 | 14 | Hofstra, 2-13-13 |
| Most Turnovers | 23 | Georgia Southern, 12-29-12 | 13 | Hofstra, 2-13-13, Old Dominion, 2-2-13 Northeastern, 1-30-13, Old Dominion, 1-19-13 |
| Fewest Turnovers | 5 | Drexel, 1-26-13 | 5 | Drexel, 1-26-13 |
| Blocked Shots | 13 | Monmouth, 1-19-12 | 9 | James Madison, 1-5-13 |
| Most Fouls | 25 | Georgia Southern, 12-29-12 | 22 | Towson, 2-9-13, Delaware, 1-12-13 Northeastern, 2-27-13 |
| Fewest Fouls | 11 | Tennessee State, 1-19-12 | 13 | Hofstra, 1-7-13, George Mason, 2-16-13 James Madison, 2-23-13 |

| INDIVIDUAL SUPERLATIVES | | ALL GAMES | | CAA GAMES |
|--------------------------|-------|---|-------|---|
| Most Points Scored | 38 | R.J. Hunter vs. Old Dominion, 2-2-13 | 38 | R.J. Hunter vs. Old Dominion, 2-2-13 |
| Field Goals Made | 12 | R.J. Hunter vs. Old Dominion, 2-2-13 | 12 | R.J. Hunter vs. Old Dominion, 2-2-13 |
| FG Attempts | 19 | R.J. Hunter at George Mason, 2-16-13 | 19 | R.J. Hunter at George Mason, 2-16-13 |
| | 19 | R.J. Hunter at Towson, 1-21-13 | 19 | R.J. Hunter at Towson, 1-21-13 |
| | 19 | R.J. Hunter vs. Louisiana Tech, 11-30-12 | | |
| FG% (minimum 5 made) | 1.000 | James Vincent vs. Hofstra, 2-13-13 (5-5) | 1.000 | James Vincent vs. Hofstra, 2-13-13 (5-5) |
| 3-Pt Field Goals Made | 10 | R.J. Hunter vs. Old Dominion, 2-2-13 | 10 | R.J. Hunter vs. Old Dominion, 2-2-13 |
| 3-Pt Field Goal Attempts | 15 | R.J. Hunter vs. Old Dominion, 2-2-13 | 15 | R.J. Hunter vs. Old Dominion, 2-2-13 |
| Free Throws Made | 8 | R.J. Hunter vs. Towson, 2-9-13 | 8 | R.J. Hunter vs. Towson, 2-9-13 |
| | 8 | Manny Atkins at Drexel, 1-26-13 | 8 | Manny Atkins at Drexel, 1-26-13 |
| | 8 | Manny Atkins vs. William & Mary, 1-16-13 | 8 | Manny Atkins vs. William & Mary, 1-16-13 |
| | 8 | R.J. Hunter at BYU, 11-13-12 | | |
| Free Throw Attempts | 10 | Devonta White vs. Towson, 2-9-13 | 10 | Devonta White vs. Towson, 2-9-13 |
| | 10 | R.J. Hunter vs. Towson, 2-9-13 | 10 | R.J. Hunter vs. Towson, 2-9-13 |
| Rebounds | 12 | James Vincent at Old Dominion, 1-19-13 | 12 | James Vincent at Old Dominion, 1-19-13 |
| | 12 | James Vincent vs. Southern Poly, 12-8-12 | 12 | Manny Atkins vs. Northeastern, 2-27-13 |
| | 12 | Manny Atkins vs. Northeastern, 2-27-13 | | |
| Assists | 8 | Devonta White vs. Old Dominion, 2-2-13 | 8 | Devonta White vs. Old Dominion, 2-2-13 |
| Steals | 5 | R.J. Hunter at UNCW, 2-6-13 | 5 | R.J. Hunter at UNCW, 2-6-13 |
| | 5 | Rashaad Richardson vs. Old Dominion, 2-2-13 | 5 | Rashaad Richardson vs. Old Dominion, 2-2-13 |
| | 5 | Manny Atkins vs. William & Mary, 1-16-13 | 5 | Manny Atkins vs. William & Mary, 1-16-13 |
| Blocked Shots | 9 | James Vincent vs. Monmouth, 11-19-12 | 8 | James Vincent vs. James Madison, 1-5-13 |



Game 1: Nov. 9, 2012, 7 p.m. (ESPNU)

DUKE 74, GEORGIA STATE 55

Cameron Indoor Stadium • Durham, N.C.

Opening the 2012-13 season at one of college basketball's cathedrals, Georgia State fell to No. 8 Duke 74-55 Friday at Cameron Indoor Stadium.

Junior point guard Devonta White, the Panthers' only returning starter, led GSU with 19 points, and freshman R.J. Hunter had 14 points and 10 rebounds in his debut.

Mason Plumlee paced Duke (1-0) with 19 points and 14 rebounds.

Georgia State (0-1) kept it close early, trailing just 17-15 with 7:48 remaining in the first half before the Blue Devils started to pull away.

"I am really proud of our guys," head coach Ron Hunter said after the game. "They came in and played really hard. I was anxious to see what kind of team we had and after tonight, I truly do think we are going to have a very good team."

Georgia State, playing its first game ever in Cameron Indoor, got off to a quick start after Duke won the tip. R.J. Hunter quickly got a steal that led to a fastbreak lay-up to give the Panthers a 2-0 lead.

The Blue Devils followed with an 8-0 run to take an 8-2 at the first media timeout. Junior Denny Burguillos, making his GSU debut picked up two quick fouls in the first 2:22 forcing coach Hunter to use three big men in the first half and continued to sub with James Vincent and T.J. Shipes throughout the second half.

Georgia State responded as Vincent's lay-up cut Duke's lead to 17-15 with 7:48 remaining in the first half. Unfortunately, Duke pulled away with a 15-7 run to open a 32-22 lead at halftime.

Duke held Georgia State to 32 percent shooting in the first half, including just 1-of-8 from 3-point range.

White made his first three free throws of the second half, extending his streak to 20 straight makes dating back to last season. His streak came to an end just three shy of Nate Williams' school-record of 23 midway through the second half.

Trailing by 22 with 13:19 remaining in the game, Georgia State made a run to cut the deficit to 55-40 with 9:02 remaining. Duke responded with a pair of 3-pointers pushed the lead back to 21.

A free throw by Devonta White cut the deficit to 14 with 3:41 to play, but that is as close as GSU would get.

Seth Curry added 15 points and Tyler Thornton added eight for the Duke.

The Panthers were held to 37.3 percent shooting, but knocked down 4-of-6 from 3-point range in the second half.

Duke shot 11-of-24 from 3-point range and 51.1 percent for the game.

GEORGIA STATE 55 (0-1)

| Player | FG | 3P | FT | O | D | Reb | PF | TP | A | TO | Blk | Stl | Min |
|-----------------------------|-------|------|-------|----|----|-----|----|----|---|----|-----|-----|-----|
| Atkins, Manny, f..... | 2-9 | 0-1 | 1-2 | 2 | 0 | 2 | 1 | 5 | 0 | 4 | 0 | 1 | 33 |
| Burguillos, Denny, f..... | 0-1 | 0-0 | 0-0 | 1 | 1 | 2 | 3 | 0 | 0 | 1 | 0 | 0 | 7 |
| White, Devonta, g..... | 6-13 | 3-5 | 4-5 | 1 | 1 | 2 | 4 | 19 | 1 | 6 | 0 | 3 | 38 |
| Hunter, R.J., g..... | 4-11 | 2-6 | 4-4 | 0 | 10 | 10 | 2 | 14 | 0 | 1 | 0 | 1 | 35 |
| Richardson, Rashaad, g..... | 0-3 | 0-2 | 0-0 | 1 | 2 | 3 | 1 | 0 | 0 | 0 | 0 | 0 | 17 |
| Travers, David..... | 0-0 | 0-0 | 0-0 | 0 | 0 | 0 | 0 | 0 | 0 | 0 | 0 | 0 | 1 |
| Solomon, Cameron..... | 2-3 | 0-0 | 1-2 | 0 | 2 | 2 | 1 | 5 | 0 | 1 | 0 | 0 | 16 |
| Shipes, T.J..... | 0-0 | 0-0 | 0-0 | 0 | 0 | 0 | 1 | 0 | 0 | 0 | 0 | 0 | 4 |
| Crider, Markus..... | 1-6 | 0-0 | 2-4 | 2 | 3 | 5 | 4 | 4 | 2 | 1 | 0 | 0 | 21 |
| Vincent, James..... | 4-5 | 0-0 | 0-0 | 2 | 3 | 4 | 4 | 8 | 0 | 2 | 0 | 2 | 28 |
| Totals..... | 19-51 | 5-14 | 12-17 | 10 | 23 | 33 | 21 | 55 | 4 | 16 | 0 | 7 | 200 |

| | | | | | | | | |
|------|------|------|-------|------|-------|-------|-------|-------|
| FG% | 1st: | 8-25 | 32.0% | 2nd: | 11-26 | 42.3% | Game: | 37.3% |
| 3FG% | 1st: | 1-8 | 12.5% | 2nd: | 4-6 | 66.7% | Game: | 35.7% |
| FT% | 1st: | 5-6 | 83.3% | 2nd: | 7-11 | 63.6% | Game: | 70.6% |

DUKE 74 (1-0)

| Player | FG | 3P | FT | O | D | Reb | PF | TP | A | TO | Blk | Stl | Min |
|---------------------------|-------|-------|-------|---|----|-----|----|----|----|----|-----|-----|-----|
| Plumlee, Mason, f..... | 8-12 | 0-0 | 3-7 | 3 | 11 | 14 | 3 | 19 | 2 | 3 | 4 | 1 | 35 |
| Kelly, Ryan, f..... | 2-6 | 1-3 | 3-4 | 0 | 3 | 3 | 1 | 8 | 4 | 1 | 1 | 0 | 33 |
| Thornton, Tyler, g..... | 4-7 | 3-6 | 2-2 | 0 | 4 | 4 | 2 | 13 | 3 | 4 | 0 | 2 | 30 |
| Sulaimon, Rasheed, g..... | 2-5 | 2-3 | 0-0 | 0 | 4 | 4 | 3 | 6 | 4 | 1 | 0 | 0 | 30 |
| Curry, Seth, g..... | 5-10 | 3-7 | 2-3 | 0 | 0 | 0 | 4 | 15 | 1 | 3 | 1 | 0 | 30 |
| Cook, Quinn..... | 2-4 | 2-4 | 2-2 | 1 | 1 | 2 | 3 | 8 | 2 | 2 | 0 | 0 | 21 |
| Hairston, Josh..... | 0-2 | 0-1 | 0-0 | 0 | 1 | 1 | 3 | 0 | 0 | 1 | 0 | 0 | 8 |
| Jefferson, Amile..... | 1-1 | 0-0 | 3-5 | 1 | 1 | 2 | 0 | 5 | 1 | 0 | 0 | 1 | 13 |
| Totals..... | 24-47 | 11-24 | 15-23 | 6 | 25 | 31 | 19 | 74 | 17 | 15 | 6 | 4 | 200 |

| | | | | | | | | |
|------|------|-------|-------|------|-------|-------|-------|-------|
| FG% | 1st: | 9-20 | 45.0% | 2nd: | 15-27 | 55.6% | Game: | 51.1% |
| 3FG% | 1st: | 3-7 | 42.9% | 2nd: | 8-17 | 47.1% | Game: | 45.8% |
| FT% | 1st: | 11-15 | 73.3% | 2nd: | 4-8 | 50.0% | Game: | 65.2% |

| | | | |
|-----------------------|-----|-----|-------|
| Score by Periods..... | 1st | 2nd | Total |
| Georgia State..... | 22 | 33 | 55 |
| Duke..... | 32 | 42 | 74 |

Officials: Brian Dorsey, Dwayne Gladden, Jeffrey Anderson

Attendance: 9314

Game 2: Nov. 13, 2012, 9 p.m. (BYUtv)

BYU 80, GEORGIA STATE 62

Marriott Center • Provo, Utah

BYU opened Tuesday night's game with a 31-2 run and Georgia State was never able to fully recover, falling to the Cougars 80-62 at the Marriott Center in the Coaches vs. Cancer Classic.

Redshirt-junior Manny Atkins scored a career-high 21 points on 9-of-18 shooting, pulling down a career-high eight rebounds in the loss.

BYU (2-0) held Georgia State (0-2) to just 35.4 percent shooting and 13.6 percent from 3-point range.

Despite trailing by as many as 29 with 10:31 to play in the first half, the Panthers cut the Cougars lead to just 11 points, 56-43, with 9:25 to play, but that is as close as GSU would get.

BYU center Brandon Davies finished with 28 points on 10-of-14 shooting, making 8-of-10 from the free throw line and grabbing nine rebounds. Tyler Haws added 22 points, seven rebounds and five assists for the Cougars who finished the game shooting 51.7 percent from the floor.

"I thought our guys played hard until the end," head coach Ron Hunter said after the game. "I have to give credit to BYU, they came out red-hot and pressured us on defense. Those two things took us out of our game and we were not able to fully recover."

Atkins, the redshirt-junior transfer from Virginia Tech, finished with career-highs in nearly every category and sparked the Panthers second half run. He was 3-of-6 from 3-point range and swiped three steals in 36 minutes of action.

Junior Devonta White added 14 points and five rebounds for GSU, while freshman R.J. Hunter scored 12 points, going 8-of-9 from the free throw line. Junior Denny Burguillos added nine points and six rebounds, going 4-of-6 from the floor.

BYU opened the game red-hot, taking a 15-0 lead and expanding it to 25-2 with 12:41 to play before the first media timeout. The Cougars hit 12 of their first 16 shots, including 5-of-5 from 3-point range, forcing Hunter to use two timeouts before the first media.

Trailing by 27, 40-13, GSU used a 9-0 run to cut the deficit to 40-22 with 1:27 to play in the first half. Georgia State trailed 44-26 at halftime.

After shooting over 70 percent for most of the first half, BYU finished the first half shooting 58.1 percent, including 6-of-12 from 3-point range. BYU held GSU to just 26.5 percent shooting and 2-of-12 from three during the first 20 minutes.

GEORGIA STATE 62 (0-2)

| Player | FG | 3P | FT | O | D | Reb | PF | TP | A | TO | Blk | Stl | Min |
|---------------------------|-------|------|-------|----|----|-----|----|----|---|----|-----|-----|-----|
| White, Devonta, g..... | 5-17 | 0-6 | 4-4 | 1 | 4 | 5 | 0 | 14 | 3 | 5 | 0 | 3 | 36 |
| Hunter, R.J., g..... | 2-9 | 0-5 | 8-9 | 2 | 5 | 7 | 1 | 12 | 2 | 2 | 1 | 2 | 34 |
| Atkins, Manny, g..... | 9-18 | 3-6 | 0-0 | 2 | 6 | 8 | 2 | 21 | 1 | 1 | 0 | 3 | 36 |
| Crider, Markus, f..... | 0-0 | 0-0 | 0-0 | 0 | 1 | 1 | 1 | 0 | 0 | 2 | 0 | 0 | 13 |
| Burguillos, Denny, f..... | 4-6 | 0-0 | 1-2 | 3 | 3 | 6 | 4 | 9 | 0 | 0 | 1 | 1 | 28 |
| Green, Ryan..... | 0-1 | 0-1 | 0-0 | 0 | 0 | 0 | 0 | 0 | 0 | 0 | 0 | 0 | 1 |
| Travers, David..... | 0-0 | 0-0 | 0-0 | 0 | 0 | 0 | 0 | 0 | 1 | 0 | 0 | 1 | 3 |
| Solomon, Cameron..... | 0-3 | 0-0 | 0-0 | 1 | 0 | 1 | 0 | 0 | 0 | 2 | 0 | 0 | 5 |
| Richardson, Rashaad..... | 3-9 | 0-4 | 0-0 | 0 | 2 | 2 | 4 | 6 | 2 | 1 | 0 | 3 | 32 |
| Shipes, T.J..... | 0-2 | 0-0 | 0-0 | 1 | 0 | 1 | 2 | 0 | 0 | 1 | 0 | 0 | 8 |
| Vincent, James..... | 0-0 | 0-0 | 0-0 | 1 | 0 | 1 | 0 | 0 | 0 | 0 | 1 | 0 | 4 |
| Totals..... | 23-65 | 3-22 | 13-15 | 11 | 22 | 33 | 14 | 62 | 9 | 14 | 3 | 13 | 200 |

| | | | | | | | | |
|------|------|------|--------|------|-------|-------|-------|-------|
| FG% | 1st: | 9-34 | 26.5% | 2nd: | 14-31 | 45.2% | Game: | 35.4% |
| 3FG% | 1st: | 2-12 | 16.7% | 2nd: | 1-10 | 10.0% | Game: | 13.6% |
| FT% | 1st: | 6-6 | 100.0% | 2nd: | 7-9 | 77.8% | Game: | 86.7% |

BYU 80 (2-0)

| Player | FG | 3P | FT | O | D | Reb | PF | TP | A | TO | Blk | Stl | Min |
|-------------------------|-------|------|-------|---|----|-----|----|----|----|----|-----|-----|-----|
| Davies, Brandon, f..... | 10-14 | 0-0 | 8-10 | 2 | 7 | 9 | 3 | 28 | 3 | 3 | 3 | 2 | 29 |
| Haws, Tyler, g..... | 8-12 | 4-6 | 2-2 | 1 | 6 | 7 | 0 | 22 | 5 | 4 | 0 | 2 | 32 |
| Carlino, Matt, g..... | 5-8 | 1-2 | 0-0 | 0 | 4 | 4 | 1 | 11 | 7 | 4 | 0 | 4 | 32 |
| Sharp, Josh, g..... | 2-4 | 0-0 | 0-0 | 3 | 3 | 6 | 2 | 4 | 0 | 1 | 0 | 1 | 25 |
| Zylstra, Brock, g..... | 3-7 | 2-5 | 0-0 | 0 | 2 | 2 | 3 | 8 | 1 | 1 | 0 | 1 | 16 |
| Delgado, Raul..... | 0-1 | 0-1 | 0-0 | 1 | 3 | 4 | 2 | 0 | 1 | 0 | 0 | 0 | 10 |
| Cusick, Craig..... | 1-5 | 1-4 | 0-0 | 0 | 1 | 1 | 1 | 3 | 2 | 1 | 0 | 2 | 23 |
| Ambrosino, Agustin..... | 0-2 | 0-2 | 0-0 | 0 | 0 | 0 | 1 | 0 | 0 | 0 | 1 | 0 | 7 |
| Calvert, Cory..... | 0-1 | 0-0 | 0-0 | 0 | 0 | 0 | 0 | 0 | 0 | 0 | 0 | 0 | 8 |
| Austin, Nate..... | 2-5 | 0-0 | 0-0 | 0 | 4 | 4 | 1 | 4 | 2 | 1 | 2 | 0 | 16 |
| Harward, Ian..... | 0-1 | 0-0 | 0-0 | 0 | 1 | 1 | 1 | 0 | 0 | 1 | 0 | 0 | 2 |
| Totals..... | 31-60 | 8-20 | 10-12 | 8 | 33 | 41 | 15 | 80 | 21 | 16 | 6 | 12 | 200 |

| | | | | | | | | |
|------|------|-------|--------|------|-------|-------|-------|-------|
| FG% | 1st: | 18-31 | 58.1% | 2nd: | 13-29 | 44.8% | Game: | 51.7% |
| 3FG% | 1st: | 6-12 | 50.0% | 2nd: | 2-8 | 25.0% | Game: | 40.0% |
| FT% | 1st: | 2-2 | 100.0% | 2nd: | 8-10 | 80.0% | Game: | 83.3% |

| | | | |
|-----------------------|-----|-----|-------|
| Score by Periods..... | 1st | 2nd | Total |
| Georgia State..... | 26 | 36 | 62 |
| BYU..... | 44 | 36 | 80 |

Officials: Michael Reed, Gregory Nixon, Mark Cook

Attendance: 13181

2012-13 REVIEW

Game 3: Nov. 19, 2012, 7 p.m.

GEORGIA STATE 62, MONMOUTH 49

Coaches vs. Cancer Classic • GSU Sports Arena • Atlanta, Ga.

Devonta White scored 16 points and James Vincent tied the school record with nine blocked shots as Georgia State defeated Monmouth 62-49 Monday at the GSU Sports Arena on day one of the Coaches vs. Cancer Atlanta Subregional.

R.J. Hunter added 14 points and five rebounds for the Panthers in their home opener.

Vincent, who also had five points and eight rebounds, tied the GSU record originally set by Sylvester Morgan against Mercer on Jan. 23, 2005. As a team, the Panthers finished with 13 blocks, one off the school record of 14 set last season versus FIU.

Georgia State improved to 1-2 and won its second straight home opener under head coach Ron Hunter.

"Our defense carried us tonight," Hunter said. "We were able to force 19 turnovers which I am happy about, but I am extremely disappointed with our team having 21 turnovers and too many missed free throws. We have to clean that up if we want to be a great team."

"I am really proud of James. He played extremely well tonight. When he plays with that type of effort, he can be one of the best big men around. James played like a senior tonight and I commend him for it."

The Panthers shot 51 percent from the field while holding Monmouth to 27.8 percent as the Hawks managed just 15 of 54 from the field.

Andrew Nicholas led Monmouth (1-3) with 10 points, while Ed Waite added a team high nine rebounds.

GSU led 30-23 at the half and then scored the first eight points of the second half to build a 15-point advantage. The Panthers built their largest lead of 17 points at 51-34 on a pair of free throws by Manny Atkins at the 11:00 mark.

Leading 51-38 with seven minutes left, Georgia State held the Hawks without a field goal for a six-minute stretch. Monmouth managed only six field goals in the second half.

Sophomore Cameron Solomon came off the bench to score eight points on a perfect 4-of-4 shooting. Junior Rashaad Richardson added nine points on 4-of-5 shooting.

In Monday's early game, Tennessee State defeated South Alabama, 67-58.

MONMOUTH 49

(1-3)

| Player | FG | 3P | FT | O | D | Reb | PF | TP | A | TO | Blk | Stl | Min |
|--------------------------|-------|------|-------|----|----|-----|----|----|---|----|-----|-----|-----|
| Ware, Marcus, f..... | 0-5 | 0-0 | 3-4 | 4 | 2 | 6 | 3 | 3 | 0 | 2 | 0 | 1 | 23 |
| Waite, Ed, f..... | 1-3 | 0-0 | 2-4 | 3 | 6 | 9 | 3 | 4 | 1 | 4 | 0 | 2 | 16 |
| Nesmith, Dion, g..... | 4-11 | 0-2 | 0-0 | 0 | 1 | 1 | 1 | 8 | 3 | 4 | 0 | 3 | 30 |
| Steele, Jesse, g..... | 0-4 | 0-4 | 0-0 | 0 | 2 | 2 | 4 | 0 | 2 | 2 | 0 | 1 | 29 |
| Nicholas, Andrew, g..... | 4-13 | 1-6 | 1-1 | 2 | 2 | 4 | 2 | 10 | 0 | 3 | 1 | 0 | 26 |
| Dileo, Max..... | 0-0 | 0-0 | 2-2 | 0 | 0 | 0 | 1 | 2 | 0 | 0 | 0 | 0 | 2 |
| Palm, Jalen..... | 2-4 | 2-3 | 0-0 | 0 | 0 | 0 | 0 | 6 | 0 | 1 | 0 | 0 | 10 |
| White, Christian..... | 0-0 | 0-0 | 0-0 | 0 | 0 | 0 | 0 | 0 | 0 | 0 | 0 | 0 | 2 |
| Brown, Khalil..... | 1-2 | 0-1 | 2-4 | 1 | 0 | 1 | 0 | 4 | 0 | 0 | 0 | 0 | 14 |
| O'Garro, Tyrone..... | 1-4 | 0-0 | 1-2 | 0 | 3 | 3 | 2 | 3 | 1 | 0 | 0 | 0 | 21 |
| Spinella, Stephen..... | 2-6 | 1-4 | 1-2 | 0 | 2 | 2 | 2 | 6 | 1 | 0 | 1 | 0 | 20 |
| Cox, Gary..... | 0-2 | 0-0 | 3-4 | 1 | 1 | 2 | 4 | 3 | 0 | 2 | 0 | 0 | 7 |
| Totals..... | 15-54 | 4-20 | 15-23 | 14 | 20 | 34 | 22 | 49 | 8 | 19 | 2 | 7 | 200 |

| | | | | | | | | |
|------|------|------|--------|------|-------|-------|-------|-------|
| FG% | 1st: | 9-28 | 32.1% | 2nd: | 6-26 | 23.1% | Game: | 27.8% |
| 3FG% | 1st: | 2-12 | 16.7% | 2nd: | 2-8 | 25.0% | Game: | 20.0% |
| FT% | 1st: | 3-3 | 100.0% | 2nd: | 12-20 | 60.0% | Game: | 65.2% |

GEORGIA STATE 62

(1-2)

| Player | FG | 3P | FT | O | D | Reb | PF | TP | A | TO | Blk | Stl | Min |
|-----------------------------|-------|------|-------|---|----|-----|----|----|----|----|-----|-----|-----|
| Atkins, Manny, f..... | 0-4 | 0-2 | 4-5 | 1 | 5 | 6 | 2 | 4 | 1 | 3 | 0 | 1 | 22 |
| Vincent, James, c..... | 2-5 | 0-0 | 1-3 | 2 | 6 | 8 | 3 | 5 | 0 | 3 | 9 | 1 | 30 |
| White, Devonta, g..... | 5-11 | 2-4 | 4-7 | 0 | 3 | 3 | 4 | 16 | 4 | 5 | 0 | 1 | 37 |
| Hunter, R.J., g..... | 4-8 | 2-4 | 4-6 | 0 | 5 | 5 | 3 | 14 | 3 | 3 | 2 | 2 | 34 |
| Richardson, Rashaad, g..... | 4-5 | 0-1 | 1-1 | 0 | 3 | 3 | 0 | 9 | 0 | 1 | 0 | 0 | 22 |
| Shaw, Kevin..... | 0-0 | 0-0 | 0-0 | 0 | 0 | 0 | 0 | 0 | 0 | 0 | 0 | 0 | 0+ |
| Gamble, Tyler..... | 0-0 | 0-0 | 0-0 | 0 | 0 | 0 | 0 | 0 | 0 | 0 | 0 | 0 | 1 |
| Travers, David..... | 0-0 | 0-0 | 0-1 | 0 | 0 | 0 | 0 | 0 | 0 | 2 | 0 | 0 | 4 |
| Solomon, Cameron..... | 4-4 | 0-0 | 0-0 | 1 | 1 | 2 | 1 | 8 | 1 | 0 | 0 | 0 | 18 |
| Shipes, T.J..... | 0-0 | 0-0 | 0-0 | 0 | 0 | 0 | 1 | 0 | 0 | 0 | 1 | 0 | 1 |
| Crider, Markus..... | 1-2 | 0-1 | 2-2 | 0 | 1 | 1 | 3 | 4 | 1 | 3 | 0 | 3 | 23 |
| Burgillos, Denny..... | 1-2 | 0-0 | 0-2 | 0 | 1 | 1 | 2 | 2 | 0 | 0 | 1 | 0 | 8 |
| Totals..... | 21-41 | 4-12 | 16-27 | 6 | 29 | 35 | 19 | 62 | 10 | 21 | 13 | 8 | 200 |

| | | | | | | | | |
|------|------|-------|-------|------|-------|-------|-------|-------|
| FG% | 1st: | 10-22 | 45.5% | 2nd: | 11-19 | 57.9% | Game: | 51.2% |
| 3FG% | 1st: | 1-6 | 16.7% | 2nd: | 3-6 | 50.0% | Game: | 33.3% |
| FT% | 1st: | 9-11 | 81.8% | 2nd: | 7-16 | 43.8% | Game: | 59.3% |

| | | | |
|-----------------------|-----|-----|-------|
| Score by Periods..... | 1st | 2nd | Total |
| Monmouth..... | 23 | 26 | 49 |
| Georgia State..... | 30 | 32 | 62 |

Officials: Matt Potter, Jeremy Mosier, Keith Fogleman

Attendance: 1119

Game 4: Nov. 20, 2012, 7 p.m.

GEORGIA STATE 59, TENNESSEE STATE 57

Coaches vs. Cancer Classic • GSU Sports Arena • Atlanta, Ga.

Rashaad Richardson sank a half-court heave at the buzzer to give Georgia State a 59-57 victory over Tennessee State Tuesday night on day two of the Coaches vs. Cancer Classic Atlanta Subregional, played at the GSU Sports Arena.

Tennessee State's DeShawn Dockery appeared to win the game for the Tigers (1-4), coached by former GSU player Travis Williams, with a driving layup with two seconds left that put TSU ahead 57-56. After a timeout, Manny Atkins inbounded the ball to Richardson, who caught the ball right at half court, turned and heaved the 45-foot shot into the basket.

The lead actually changed hands four times in the final 25 seconds and three times in last seven seconds. With the Panthers holding a 54-52 lead, TSU's Jordan Cyphers drained a 3-pointer with 25 seconds left to put Tennessee State up 55-54. Georgia State (2-2) then regained the lead on a pair of free throws by Cameron Solomon with seven seconds left to set up the final drama.

"Wow is about all I can say," was how head coach Ron Hunter opened his postgame press conference. "I am really proud of the way our guys fought tonight and never gave up. We played strong on defense and that kept us in the game."

"It felt like forever for Rashaad's shot to go in. I remember watching it go up and thinking it had a chance, but I don't really remember anything after that as the crowd went crazy. I am extremely proud of him. In my 25 years of coaching, I don't know if I have ever coached a better person than Rashaad."

Devonta White scored a game-high 19 points for Georgia State, hitting 6-of-8 from the floor, including three 3-pointers.

The Panthers likely could have won the game in less-dramatic fashion with better free throw shooting, as GSU went just 11-for-19 from the line and missed three crucial foul shots in the final two minutes that could have helped seal the victory.

The lead changed hands 16 times in the second half, with neither team leading by more than seven points.

Georgia State trailed 44-43 with seven minutes to play, when Solomon and James Vincent completed back-to-back three-point plays as GSU moved ahead 49-44 with 5:56 left. A layup by Atkins pushed the Panthers' advantage to 51-44 at 4:53.

But TSU reeled off eight straight points on a dunk by Robert Covington and then 3-pointers by Dockery and Patrick Miller to regain the lead at 52-51 with 2:24 left.

White made one of two free throws to tie the game at 52-all, and then Vincent also made one of two for a 53-52 advantage with 1:29 on the clock. White was back at the free throw line with 37 seconds left and a change to give the Panthers a three-point lead, but he again made just one of two free throws, and GSU led 54-52.

Solomon added 10 points off the bench, making 4-of-5 free throws for GSU.

TENNESSEE STATE 57

(1-4)

| Player | FG | 3P | FT | O | D | Reb | PF | TP | A | TO | Blk | Stl | Min |
|---------------------------|-------|------|-----|----|----|-----|----|----|----|----|-----|-----|-----|
| Thornton, Kellen, f..... | 3-7 | 0-0 | 0-0 | 5 | 4 | 9 | 2 | 6 | 2 | 0 | 1 | 0 | 33 |
| Covington, Robert, f..... | 6-15 | 1-5 | 0-0 | 2 | 3 | 5 | 5 | 13 | 1 | 2 | 0 | 1 | 33 |
| Miller, Patrick, g..... | 5-10 | 2-5 | 0-0 | 0 | 5 | 5 | 4 | 12 | 5 | 4 | 1 | 0 | 37 |
| Harris, Jay, g..... | 0-2 | 0-1 | 0-0 | 0 | 0 | 0 | 0 | 0 | 2 | 2 | 0 | 1 | 12 |
| Cyphers, Jordan, g..... | 4-10 | 4-9 | 0-0 | 2 | 1 | 3 | 1 | 12 | 2 | 2 | 1 | 0 | 24 |
| Butcher, Kharon..... | 1-7 | 0-5 | 2-2 | 1 | 4 | 5 | 1 | 4 | 2 | 1 | 0 | 0 | 26 |
| Rhett, M.J..... | 1-3 | 0-0 | 1-2 | 2 | 1 | 3 | 3 | 3 | 2 | 1 | 1 | 0 | 18 |
| Dockery, Deshawn..... | 2-4 | 1-2 | 0-0 | 0 | 1 | 1 | 2 | 5 | 1 | 0 | 1 | 1 | 13 |
| Green, Michael..... | 1-1 | 0-0 | 0-0 | 0 | 0 | 0 | 0 | 2 | 0 | 0 | 0 | 0 | 4 |
| Totals..... | 23-59 | 8-27 | 3-4 | 15 | 22 | 37 | 18 | 57 | 17 | 13 | 5 | 3 | 200 |

| | | | | | | | | |
|------|------|-------|-------|------|-------|--------|-------|-------|
| FG% | 1st: | 10-27 | 37.0% | 2nd: | 13-32 | 40.6% | Game: | 39.0% |
| 3FG% | 1st: | 3-13 | 23.1% | 2nd: | 5-14 | 35.7% | Game: | 29.7% |
| FT% | 1st: | 1-2 | 50.0% | 2nd: | 2-2 | 100.0% | Game: | 75.0% |

GEORGIA STATE 59

(2-2)

| Player | FG | 3P | FT | O | D | Reb | PF | TP | A | TO | Blk | Stl | Min |
|-----------------------------|-------|------|-------|---|----|-----|----|----|---|----|-----|-----|-----|
| Atkins, Manny, f..... | 1-6 | 0-2 | 0-0 | 0 | 5 | 5 | 1 | 2 | 4 | 1 | 1 | 0 | 37 |
| Vincent, James, c..... | 3-5 | 0-0 | 2-3 | 2 | 1 | 3 | 3 | 8 | 1 | 4 | 3 | 0 | 26 |
| White, Devonta, g..... | 6-8 | 3-5 | 4-6 | 0 | 1 | 1 | 1 | 19 | 1 | 3 | 0 | 1 | 40- |
| Hunter, R.J., g..... | 2-12 | 1-3 | 0-3 | 0 | 3 | 3 | 1 | 7 | 2 | 2 | 1 | 2 | 23 |
| Richardson, Rashaad, g..... | 4-6 | 1-1 | 0-2 | 0 | 3 | 3 | 1 | 9 | 1 | 0 | 0 | 3 | 29 |
| Travers, David..... | 0-0 | 0-0 | 0-0 | 0 | 0 | 0 | 0 | 0 | 0 | 0 | 0 | 0 | 0+ |
| Solomon, Cameron..... | 3-6 | 0-1 | 4-5 | 1 | 0 | 1 | 1 | 10 | 0 | 0 | 0 | 0 | 17 |
| Crider, Markus..... | 1-3 | 0-0 | 0-0 | 0 | 0 | 0 | 1 | 2 | 0 | 0 | 0 | 0 | 15 |
| Burgillos, Denny..... | 1-2 | 0-0 | 0-0 | 2 | 3 | 5 | 2 | 2 | 0 | 1 | 2 | 0 | 13 |
| Totals..... | 21-48 | 6-17 | 11-19 | 8 | 19 | 27 | 11 | 59 | 9 | 11 | 7 | 6 | 200 |

| | | | | | | | | |
|------|------|------|-------|------|-------|-------|-------|-------|
| FG% | 1st: | 9-27 | 33.3% | 2nd: | 12-21 | 57.1% | Game: | 43.9% |
| 3FG% | 1st: | 4-11 | 36.4% | 2nd: | 2-6 | 33.3% | Game: | 35.3% |
| FT% | 1st: | 3-4 | 75.0% | 2nd: | 8-15 | 53.3% | Game: | 57.9% |

| | | | |
|-----------------------|-----|-----|-------|
| Score by Periods..... | 1st | 2nd | Total |
| Tennessee State..... | 24 | 33 | 57 |
| Georgia State..... | 25 | 34 | 59 |

Officials: Scott Arbogast, Damon Williams, Andrew Maira

Attendance: 1104



Game 5: Nov. 21, 2012, 3 p.m.

GEORGIA STATE 75, SOUTH ALABAMA 73

Coaches vs. Cancer Classic • GSU Sports Arena • Atlanta, Ga.

Manny Atkins scored 26 points and R.J. Hunter added 25 as Georgia State held off South Alabama 75-73 in the final game of the Coaches vs. Cancer Classic Atlanta Subregional at the GSU Sports Arena.

GSU won three games in the three-day event to improve to 3-2 on the season, while South Alabama dropped three straight to fall to 2-3, despite 31 points and 11 rebounds by Augustine Rubit.

Atkins, the transfer from Virginia Tech, scored 19 of his 26 points in the first half, while the freshman Hunter did most of his damage in the second half with 14 points in the final 13 minutes. Both players achieved career highs less than 24 hours after the duo combined to hit just three of 18 shots in Tuesday's GSU win.

Atkins hit six of seven shots from the field with four 3-pointers in his first-half barrage. Georgia State shot 52 percent from the field in the half, including 8-for-14 from 3-point range, to open a 43-35 lead at the intermission.

"It can be hard to play three games in three days, but our team rose to the occasion today," head coach Ron Hunter said after the game. "In our first few games, our defense was keeping us in the game. Today our offense got going. When we start to play as well as I know we can on both ends of the court, we are going to be a very dangerous team."

"Manny played really well today. He played like a team leader and captain should and I expect a lot more of these types of games out of him."

The Panthers led 47-37 with 17 minutes to play when the Jaguars reeled off 10 straight points, tying the game at 47-all on Mychal Ammons' 3-pointer at 14:34.

Devonta White's layup gave the Panthers a lead they would not relinquish, and then Hunter hit back-to-back 3-pointers to push the GSU advantage to 55-49.

South Alabama would stay within striking distance the rest of the way. A layup by Rubit pulled the Jaguars within 64-63 at the 4:48 mark, but Hunter answered with a three-point play and then two free throws. Atkins nailed a 3-pointer, his first field goal of the second half, to increase the GSU lead to 72-64 with 2:22 left.

The Jaguars had one more run. Trailing 74-67 after an Atkins bucket at 1:30, Xavier Robinson hit back-to-back 3-pointers, and suddenly, GSU's lead was just 74-73 with 35 seconds to go. Hunter was fouled with 16 seconds left and made one of two free throws. South Alabama advanced the ball over half court and called timeout, but the Jaguars failed to get off a good shot in the final seconds.

Cameron Solomon joined Atkins and Hunter in double figures with 10 points off the bench for GSU, while White finished with nine.

GSU shot 50 percent for the game, including 11-for-18 from 3-point range, but the Panthers were outrebounded 36-26.

SOUTH ALABAMA 73 (2-3)

| Player | FG | 3P | FT | O | D | Reb | PF | TP | A | TO | Blk | Stl | Min |
|----------------------------|-------|--------|-------|-------|-------|-------|----|-------|----|----|-----|-----|-----|
| Rubit, Augustine, f..... | 13-18 | 0-0 | 5-6 | 9 | 2 | 11 | 0 | 31 | 3 | 0 | 2 | 1 | 40 |
| Carter, Javier, f..... | 4-6 | 0-0 | 0-0 | 4 | 4 | 8 | 1 | 8 | 1 | 3 | 0 | 2 | 25 |
| Roberson, Xavier, g..... | 4-11 | 4-9 | 0-0 | 0 | 2 | 2 | 4 | 12 | 2 | 5 | 0 | 2 | 33 |
| Goldstein, Freddie, g..... | 2-6 | 1-4 | 0-0 | 0 | 1 | 1 | 4 | 5 | 2 | 1 | 0 | 0 | 28 |
| Ammons, Mychal..... | 3-9 | 1-3 | 0-0 | 1 | 6 | 7 | 4 | 7 | 0 | 3 | 1 | 1 | 24 |
| Stevens, Barrington..... | 0-0 | 0-0 | 0-0 | 0 | 1 | 1 | 1 | 0 | 2 | 0 | 0 | 0 | 15 |
| Allen, Antoine..... | 2-10 | 0-5 | 4-4 | 1 | 1 | 2 | 3 | 8 | 3 | 2 | 0 | 4 | 32 |
| Juricek, Viktor..... | 0-1 | 0-0 | 2-2 | 0 | 0 | 0 | 0 | 2 | 0 | 0 | 0 | 0 | 3 |
| Totals..... | 28-61 | 6-21 | 11-12 | 17 | 18 | 35 | 17 | 73 | 13 | 14 | 3 | 10 | 200 |
| FG% 1st: | 14-30 | 46.7% | 2nd: | 14-31 | 45.2% | Game: | | 45.9% | | | | | |
| 3FG% 1st: | 1-8 | 12.5% | 2nd: | 5-13 | 38.5% | Game: | | 28.6% | | | | | |
| FT% 1st: | 6-6 | 100.0% | 2nd: | 5-6 | 83.3% | Game: | | 91.7% | | | | | |

GEORGIA STATE 75 (3-2)

| Player | FG | 3P | FT | O | D | Reb | PF | TP | A | TO | Blk | Stl | Min |
|-----------------------------|-------|--------|-------|-------|-------|-------|-------|----|----|----|-----|-----|-----|
| Atkins, Manny, f..... | 8-11 | 5-6 | 5-5 | 1 | 6 | 7 | 3 | 26 | 5 | 2 | 0 | 1 | 35 |
| Vincent, James, c..... | 1-2 | 0-0 | 0-0 | 0 | 1 | 1 | 4 | 2 | 1 | 3 | 3 | 1 | 24 |
| White, Devonta, g..... | 3-8 | 1-2 | 2-2 | 0 | 2 | 2 | 1 | 9 | 3 | 2 | 1 | 3 | 36 |
| Hunter, R.J., g..... | 8-17 | 3-8 | 6-7 | 2 | 4 | 6 | 0 | 25 | 2 | 3 | 1 | 4 | 38 |
| Richardson, Rashaad, g..... | 1-2 | 1-1 | 0-2 | 1 | 0 | 1 | 2 | 3 | 1 | 3 | 0 | 0 | 25 |
| Travers, David..... | 0-0 | 0-0 | 0-0 | 0 | 1 | 1 | 0 | 0 | 0 | 0 | 0 | 0 | 4 |
| Solomon, Cameron..... | 4-9 | 1-1 | 1-2 | 1 | 0 | 1 | 2 | 10 | 1 | 2 | 0 | 1 | 18 |
| Crider, Markus..... | 0-1 | 0-0 | 0-0 | 0 | 0 | 0 | 0 | 0 | 0 | 0 | 0 | 0 | 4 |
| Burguiños, Denny..... | 0-0 | 0-0 | 0-0 | 1 | 2 | 3 | 2 | 0 | 1 | 0 | 0 | 0 | 16 |
| Totals..... | 25-50 | 11-18 | 14-18 | 9 | 17 | 26 | 14 | 75 | 14 | 15 | 5 | 10 | 200 |
| FG% 1st: | 16-31 | 51.6% | 2nd: | 9-19 | 47.4% | Game: | 50.0% | | | | | | |
| 3FG% 1st: | 8-14 | 57.1% | 2nd: | 3-4 | 75.0% | Game: | 61.1% | | | | | | |
| FT% 1st: | 3-3 | 100.0% | 2nd: | 11-16 | 73.3% | Game: | 77.8% | | | | | | |

| | | | |
|-----------------------|-----|-----|-------|
| Score by Periods..... | 1st | 2nd | Total |
| South Alabama..... | 35 | 38 | 73 |
| Georgia State..... | 43 | 32 | 75 |

Officials: Louie Andrakakos, Alvin Cox, John Gwynn

Attendance: 1028

Game 6: Nov. 26, 2012, 7 p.m.

EAST CAROLINA 62, GEORGIA STATE 53

Georgia State Sports Arena • Atlanta, Ga.

Maurice Kemp scored 16 points and grabbed 11 rebounds as undefeated East Carolina downed Georgia State 62-53 Monday at the GSU Sports Arena, snapping the Panthers' three-game winning streak.

The Pirates moved to 5-0 on the season, while Georgia State evened its record at 3-3.

Manny Atkins led Georgia State with 15 points and eight rebounds, and Devonta White added 13 points.

Both teams shot below 40 percent from the field, but ECU outrebounded the Panthers 47-26. The Pirates grabbed 18 offensive rebounds.

"I tip my cap to coach Lebo and East Carolina," head coach Ron Hunter said after the game. "My team is young and tonight we got beat by a well-coached, experienced team. Experience is the one thing you can not recruit or coach and tonight, our inexperience showed."

"East Carolina used their experience to hit the boards hard tonight and they used it to their advantage. They outrebounded us in a big way and never allowed us to get into a rhythm."

East Carolina led from the opening tip, scoring the first eight points en route to a 31-20 halftime advantage. The closest the Panthers could come in the second half was seven points, pulling within 38-31 on a bucket by Atkins with 13 minutes to play.

Georgia State was within eight at 46-38 with eight minutes left, before Robert Sampson nailed a 3-pointer to begin an 8-1 run that pushed the Pirates lead to 54-39.

Sampson, an Atlanta native and the son of former NBA player Ralph Sampson, contributed a double-double for ECU with 12 points and 16 rebounds.

True freshman T.J. Shipes saw his first significant action for the Panthers and contributed six points in 16 minutes.

Shamarr Bowden added 10 points off the bench for the Pirates.

EAST CAROLINA 62 (5-0)

| Player | FG | 3P | FT | O | D | Reb | PF | TP | A | TO | Blk | Stl | Min |
|--------------------------|-------|-------|-------|-------|-------|-------|-------|----|----|----|-----|-----|-----|
| Kemp, Maurice, f..... | 4-9 | 0-1 | 8-10 | 2 | 9 | 11 | 0 | 16 | 2 | 1 | 0 | 1 | 35 |
| Armstrong, Ty, f..... | 1-2 | 0-0 | 1-2 | 2 | 1 | 3 | 3 | 3 | 1 | 1 | 1 | 0 | 13 |
| Sampson, Robert, f..... | 5-11 | 2-6 | 0-0 | 4 | 12 | 16 | 2 | 12 | 0 | 4 | 3 | 1 | 36 |
| Paul, Miguel, g..... | 3-7 | 1-4 | 1-3 | 0 | 3 | 3 | 4 | 8 | 3 | 2 | 1 | 1 | 27 |
| Campbell, Paris, g..... | 1-5 | 1-2 | 4-4 | 0 | 0 | 0 | 4 | 7 | 1 | 2 | 1 | 3 | 22 |
| Richmond, Akeem..... | 1-4 | 1-4 | 0-0 | 0 | 0 | 0 | 1 | 3 | 0 | 1 | 0 | 0 | 10 |
| Gaines, Corvonn..... | 0-1 | 0-0 | 0-0 | 1 | 0 | 1 | 0 | 0 | 3 | 1 | 0 | 0 | 13 |
| Bowden, Shamarr..... | 4-8 | 2-6 | 0-0 | 0 | 1 | 1 | 2 | 10 | 2 | 0 | 0 | 0 | 19 |
| Zangari, Michael..... | 0-2 | 0-1 | 0-0 | 1 | 3 | 4 | 0 | 0 | 0 | 0 | 0 | 0 | 9 |
| Guilmette, Marshall..... | 1-6 | 0-0 | 1-1 | 5 | 0 | 5 | 1 | 3 | 2 | 3 | 0 | 0 | 16 |
| Totals..... | 20-55 | 7-24 | 15-20 | 18 | 29 | 47 | 17 | 62 | 14 | 16 | 6 | 6 | 200 |
| FG% 1st: | 10-32 | 31.3% | 2nd: | 10-23 | 43.5% | Game: | 36.4% | | | | | | |
| 3FG% 1st: | 6-16 | 37.5% | 2nd: | 1-8 | 12.5% | Game: | 29.2% | | | | | | |
| FT% 1st: | 5-6 | 83.3% | 2nd: | 10-14 | 71.4% | Game: | 75.0% | | | | | | |

GEORGIA STATE 53 (3-3)

| Player | FG | 3P | FT | O | D | Reb | PF | TP | A | TO | Blk | Stl | Min |
|-----------------------------|-------|-------|-------|-------|-------|-------|-------|----|----|----|-----|-----|-----|
| Atkins, Manny, f..... | 5-11 | 2-4 | 3-4 | 0 | 0 | 8 | 3 | 15 | 3 | 1 | 1 | 1 | 40 |
| Vincent, James, c..... | 0-1 | 0-0 | 0-2 | 1 | 1 | 2 | 0 | 0 | 0 | 2 | 0 | 0 | 9 |
| White, Devonta, g..... | 4-14 | 1-6 | 4-6 | 0 | 2 | 2 | 5 | 13 | 5 | 3 | 0 | 2 | 35 |
| Hunter, R.J., g..... | 3-9 | 1-5 | 0-0 | 0 | 2 | 2 | 1 | 7 | 1 | 0 | 3 | 0 | 26 |
| Richardson, Rashaad, g..... | 1-5 | 0-2 | 0-0 | 0 | 1 | 1 | 1 | 2 | 1 | 0 | 0 | 0 | 22 |
| Shaw, Kevin..... | 0-1 | 0-1 | 0-0 | 0 | 1 | 1 | 0 | 0 | 1 | 1 | 0 | 1 | 3 |
| Travers, David..... | 0-0 | 0-0 | 0-0 | 0 | 0 | 0 | 0 | 0 | 0 | 0 | 0 | 0 | 2 |
| Solomon, Cameron..... | 1-2 | 0-0 | 1-2 | 0 | 0 | 0 | 1 | 3 | 1 | 0 | 1 | 0 | 10 |
| Shipes, T.J..... | 2-2 | 0-0 | 2-2 | 1 | 0 | 1 | 4 | 6 | 0 | 2 | 0 | 0 | 16 |
| Crider, Markus..... | 2-4 | 0-0 | 1-2 | 0 | 4 | 4 | 1 | 5 | 0 | 0 | 0 | 0 | 23 |
| Burguiños, Denny..... | 1-1 | 0-0 | 0-0 | 1 | 1 | 2 | 1 | 2 | 0 | 1 | 1 | 0 | 14 |
| Totals..... | 19-50 | 4-18 | 11-18 | 5 | 21 | 26 | 16 | 53 | 12 | 10 | 6 | 4 | 200 |
| FG% 1st: | 8-24 | 33.3% | 2nd: | 11-26 | 42.3% | Game: | 38.0% | | | | | | |
| 3FG% 1st: | 0-8 | 0.0% | 2nd: | 4-10 | 40.0% | Game: | 22.2% | | | | | | |
| FT% 1st: | 4-6 | 66.7% | 2nd: | 7-12 | 58.3% | Game: | 61.1% | | | | | | |

| | | | |
|-----------------------|-----|-----|-------|
| Score by Periods..... | 1st | 2nd | Total |
| East Carolina..... | 31 | 31 | 62 |
| Georgia State..... | 20 | 33 | 53 |

Officials: Bryan Kersey, Ray Natili, Doug Simmons

Attendance: 1759

2012-13 REVIEW

Game 7: Nov. 30, 2012, 7 p.m.

LOUISIANA TECH 86, GEORGIA STATE 68

GSU Sports Arena • Atlanta, Ga.

Raheem Appleby scored 34 points as Louisiana Tech defeated Georgia State, 86-68 Friday at the GSU Sports Arena.

R.J. Hunter scored 23 points and Manny Atkins and Devonta White added 13 each to lead Georgia State, which dropped to 3-4 on the season. Louisiana Tech won its seventh straight game to improve to 7-1.

The Panthers played before a season-high crowd of 2,105 at the Sports Arena but could not find their shooting touch, managing to hit just 35 percent from the field. Meanwhile Louisiana Tech connected on 54 percent, including 14-for-19 by Appleby, who achieved his career high. The Bulldogs also held the rebounding advantage at 45-36.

"We just got beat by a very good Louisiana Tech team tonight," head coach Ron Hunter said. "Our young team is not ready to play against experienced teams like that."

"The total record of the teams we have lost to this year is 22-2. I wanted to test our guys early this season and we have definitely done that. The good thing is that we are learning from these games and will continue to get better."

Hunter finished the game 9-of-19 from the floor, pulling down seven rebounds and tying a career-high with four steals.

Atkins just missed a double-double for the Panthers, pulling down nine rebounds in a team-high 33 minutes of action, while White added four steals.

Georgia State took an early 14-7 lead before the Bulldogs used a 7-1 run to move ahead 21-15 and then never trailed again. Louisiana Tech led 44-30 at the half.

The Bulldogs pushed the lead to as many as 28 points with 14:57 remaining in the game, but Georgia State never gave up, cutting it to the 18-point final.

Redshirt-sophomore Cameron Solomon came off the bench to score seven points in six minutes for Georgia State, while junior Rashaad Richardson chipped in six with a pair of 3-pointers.

Also in double figures for the Bulldogs were Kenneth Smith with 15 points and Cordarius Johnson with 14.

Georgia State finished with a season-high 14 steals and forced 19 Bulldog turnovers.

LOUISIANA TECH 86 (7-1)

| Player | FG | 3P | FT | O | D | Reb | PF | TP | A | TO | Blk | Stl | Min |
|----------------------------|-------|------|-------|----|----|-----|----|----|----|----|-----|-----|-----|
| Kyser, Michale, f..... | 2-4 | 0-0 | 1-2 | 2 | 3 | 5 | 1 | 5 | 5 | 1 | 5 | 0 | 21 |
| Gibson, Brandon, g..... | 3-8 | 0-4 | 0-0 | 2 | 7 | 9 | 1 | 6 | 4 | 1 | 0 | 0 | 27 |
| Appleby, Raheem, g..... | 14-19 | 3-5 | 3-5 | 0 | 7 | 7 | 0 | 34 | 2 | 4 | 1 | 1 | 33 |
| Smith, Kenneth, g..... | 3-3 | 0-0 | 9-10 | 0 | 5 | 5 | 2 | 15 | 6 | 6 | 0 | 2 | 35 |
| Johnson, Cordarius, g..... | 5-10 | 4-8 | 0-0 | 1 | 3 | 4 | 3 | 14 | 0 | 3 | 0 | 0 | 19 |
| Hamilton, Alex..... | 3-7 | 0-1 | 1-1 | 0 | 1 | 1 | 0 | 7 | 2 | 1 | 0 | 2 | 21 |
| Anderson, Chris..... | 0-0 | 0-0 | 0-0 | 0 | 2 | 2 | 3 | 0 | 0 | 0 | 0 | 0 | 12 |
| Massey, Isaiah..... | 2-4 | 0-0 | 0-0 | 2 | 2 | 4 | 4 | 4 | 1 | 1 | 0 | 0 | 13 |
| Gjuroski, Stojan..... | 0-1 | 0-1 | 0-0 | 0 | 0 | 0 | 0 | 0 | 0 | 0 | 0 | 0 | 2 |
| McNeail, Kenyon..... | 0-1 | 0-1 | 1-2 | 1 | 1 | 2 | 0 | 1 | 1 | 1 | 0 | 0 | 6 |
| Johnson, Jaron..... | 0-2 | 0-0 | 0-1 | 1 | 0 | 1 | 0 | 0 | 0 | 1 | 1 | 0 | 5 |
| Lewis, J.L..... | 0-0 | 0-0 | 0-0 | 0 | 1 | 1 | 1 | 0 | 0 | 0 | 0 | 0 | 4 |
| Talbot, Gilbert..... | 0-0 | 0-0 | 0-0 | 0 | 0 | 0 | 1 | 0 | 0 | 0 | 0 | 0 | 2 |
| Totals..... | 32-59 | 7-20 | 15-21 | 10 | 35 | 45 | 16 | 86 | 21 | 19 | 7 | 5 | 200 |

FG% 1st: 18-33 54.5% 2nd: 14-26 53.8% Game: 54.4%

3FG% 1st: 5-13 38.5% 2nd: 2-7 28.6% Game: 35.0%

FT% 1st: 3-6 50.0% 2nd: 12-15 80.0% Game: 71.4%

GEORGIA STATE 68 (3-4)

| Player | FG | 3P | FT | O | D | Reb | PF | TP | A | TO | Blk | Stl | Min |
|--------------------------|-------|------|-------|----|----|-----|----|----|----|----|-----|-----|-----|
| Atkins, Manny, f..... | 4-16 | 3-7 | 2-3 | 4 | 5 | 9 | 3 | 13 | 2 | 1 | 1 | 1 | 33 |
| Crider, Markus, f..... | 1-4 | 0-0 | 0-0 | 1 | 3 | 4 | 4 | 2 | 1 | 2 | 0 | 2 | 23 |
| Burguiños, Denny, f..... | 2-5 | 0-0 | 0-0 | 1 | 3 | 4 | 3 | 4 | 0 | 1 | 0 | 2 | 17 |
| White, Devonta, g..... | 4-10 | 2-6 | 3-6 | 0 | 2 | 2 | 2 | 13 | 1 | 3 | 0 | 4 | 32 |
| Hunter, R.J., g..... | 9-19 | 1-4 | 4-6 | 5 | 2 | 7 | 1 | 23 | 2 | 1 | 0 | 4 | 30 |
| Travers, David..... | 0-1 | 0-0 | 0-0 | 0 | 0 | 0 | 0 | 0 | 1 | 0 | 0 | 0 | 8 |
| Solomon, Cameron..... | 3-8 | 0-1 | 1-1 | 1 | 0 | 1 | 0 | 7 | 0 | 1 | 0 | 0 | 6 |
| Richardson, Rashaad..... | 2-7 | 2-4 | 0-0 | 0 | 1 | 1 | 3 | 6 | 1 | 2 | 0 | 1 | 24 |
| Shipes, T.J., g..... | 0-0 | 0-0 | 0-2 | 1 | 2 | 3 | 3 | 0 | 2 | 1 | 0 | 0 | 12 |
| Vincent, James..... | 0-2 | 0-0 | 0-0 | 1 | 3 | 3 | 1 | 0 | 0 | 0 | 2 | 0 | 15 |
| Totals..... | 25-72 | 8-22 | 10-18 | 15 | 21 | 36 | 20 | 68 | 10 | 13 | 3 | 14 | 200 |

FG% 1st: 11-33 33.3% 2nd: 14-39 35.9% Game: 34.7%

3FG% 1st: 4-11 36.4% 2nd: 4-11 36.4% Game: 36.4%

FT% 1st: 4-5 80.0% 2nd: 6-13 46.2% Game: 55.6%

Score by Periods.....1st 2nd Total

Louisiana Tech.....44 42 86

Georgia State.....30 38 68

Officials: Mark Whitehead, Rick Randall, Hal Lusk

Attendance: 2015

Game 8: Dec. 2, 2012, 3 p.m. (MASN-tv)

GEORGIA STATE 67, LIBERTY 66

Vines Center • Lynchburg, Va.

It wasn't a half-court shot this time, but junior Rashaad Richardson's three-pointer with less than three seconds left gave Georgia State a 67-66 win at Liberty in the Vines Center on Sunday afternoon. The win was Panther head coach Ron Hunter's 300th of his career.

Richardson, who hit a half-court buzzer beater just 10 days ago to lift the Panthers over Tennessee State, came off a screen near the top of the arc, hitting his second three of the day.

Hunter, in his second year at the helm of the Panthers, won the 300th game in just his 535 contests.

Georgia State snapped a two-game losing streak and improved to 4-4 with the win, while Liberty fell to 0-8 on the season.

Juniors Manny Atkins and Devonta White each scored 17 points to lead Georgia State, while Davon Marshall led Liberty with 25 points.

After trailing 37-29 at the half, Georgia State opened the second half on a 9-0 run, capped by a Richardson 3-pointer to give the Panthers a 38-37 lead with 16:42 remaining in the game. However, it was the final three that had everyone talking after the game.

Liberty opened the game red-hot in the first half from beyond the arc, hitting 8-of-13 to build its eight-point lead at the half. The Flames finished the game 12-of-24 from 3-point range, only slightly cooling off in the second half.

The two teams traded leads seven times, including five times as the game was not decided until the final possession.

Davon Marshall's 3-pointer with 49 seconds remaining gave the Flames a 63-58 lead before GSU finished the game on a 9-3 run.

Following a tip-in and free throw by senior James Vincent cut the deficit to two, Marshall hit another pair of free throws to give Liberty a four-point lead.

Freshman R.J. Hunter, who finished with 12 points and seven rebounds, followed with a dunk with free throw with 18 seconds to play to cut the deficit to one.

Liberty's Casey Roberts made the first of two free throws before the Panthers drove to half-court as Hunter called a timeout setting up the final play.

Richardson finished the game 3-of-6 from the floor, including a pair of three's for 10 points as four Panthers finished in double-figures.

GEORGIA STATE 67 (4-4)

| Player | FG | 3P | FT | O | D | Reb | PF | TP | A | TO | Blk | Stl | Min |
|-----------------------------|-------|------|-------|----|----|-----|----|----|----|----|-----|-----|-----|
| Atkins, Manny, f..... | 7-16 | 1-5 | 2-2 | 1 | 4 | 5 | 1 | 17 | 1 | 2 | 0 | 2 | 38 |
| Burguiños, Denny, f..... | 0-1 | 0-0 | 0-0 | 0 | 1 | 1 | 5 | 0 | 0 | 2 | 0 | 1 | 16 |
| White, Devonta, g..... | 7-16 | 0-3 | 3-3 | 2 | 2 | 4 | 0 | 17 | 5 | 2 | 0 | 1 | 37 |
| Hunter, R.J., g..... | 4-11 | 2-5 | 2-3 | 2 | 5 | 7 | 1 | 12 | 4 | 1 | 2 | 4 | 31 |
| Richardson, Rashaad, g..... | 3-6 | 2-5 | 2-2 | 3 | 0 | 3 | 2 | 10 | 2 | 1 | 0 | 0 | 26 |
| Green, Ryan..... | 0-0 | 0-0 | 0-0 | 0 | 0 | 0 | 0 | 0 | 0 | 0 | 0 | 0 | 5 |
| Solomon, Cameron..... | 4-6 | 0-0 | 0-2 | 0 | 4 | 4 | 0 | 8 | 1 | 1 | 0 | 0 | 21 |
| Shipes, T.J..... | 0-0 | 0-0 | 0-0 | 0 | 2 | 2 | 4 | 0 | 0 | 0 | 0 | 0 | 5 |
| Crider, Markus..... | 0-0 | 0-0 | 0-0 | 0 | 0 | 0 | 2 | 0 | 0 | 0 | 0 | 0 | 2 |
| Vincent, James..... | 1-2 | 0-0 | 1-1 | 3 | 3 | 6 | 1 | 3 | 0 | 0 | 1 | 0 | 19 |
| Totals..... | 26-58 | 5-18 | 10-13 | 11 | 23 | 34 | 16 | 67 | 13 | 9 | 3 | 8 | 200 |

FG% 1st: 10-25 40.0% 2nd: 16-33 48.5% Game: 44.8%

3FG% 1st: 2-9 22.2% 2nd: 3-9 33.3% Game: 27.8%

FT% 1st: 7-8 87.5% 2nd: 3-5 60.0% Game: 76.9%

LIBERTY 66 (0-8)

| Player | FG | 3P | FT | O | D | Reb | PF | TP | A | TO | Blk | Stl | Min |
|---------------------------|-------|-------|-------|---|----|-----|----|----|----|----|-----|-----|-----|
| Gielo, Tomasz, f..... | 1-6 | 1-3 | 0-0 | 1 | 3 | 4 | 2 | 3 | 1 | 0 | 1 | 0 | 16 |
| Coronado, Jr., JR, f..... | 1-2 | 0-0 | 1-3 | 1 | 8 | 9 | 2 | 3 | 1 | 4 | 1 | 0 | 29 |
| Marshall, Davon, g..... | 8-13 | 6-9 | 3-3 | 0 | 0 | 0 | 0 | 25 | 1 | 0 | 0 | 1 | 32 |
| Roberts, Casey, g..... | 3-8 | 2-6 | 3-4 | 1 | 3 | 4 | 2 | 11 | 3 | 3 | 0 | 2 | 27 |
| Speaks, Tavares, g..... | 4-7 | 2-2 | 0-0 | 0 | 2 | 2 | 2 | 10 | 2 | 3 | 0 | 0 | 28 |
| Assines, Kelly..... | 0-1 | 0-0 | 1-2 | 0 | 0 | 0 | 2 | 1 | 1 | 0 | 0 | 1 | 9 |
| Donley, Chad..... | 1-2 | 0-1 | 0-0 | 1 | 0 | 1 | 0 | 2 | 0 | 0 | 0 | 0 | 13 |
| Smith, Andrew..... | 0-0 | 0-0 | 0-0 | 0 | 2 | 2 | 1 | 2 | 1 | 1 | 0 | 0 | 6 |
| Sanders, John Caleb..... | 3-8 | 1-3 | 2-4 | 2 | 3 | 5 | 3 | 9 | 6 | 3 | 0 | 1 | 29 |
| Ogukwe, Sommy..... | 0-1 | 0-0 | 0-0 | 1 | 2 | 3 | 0 | 0 | 0 | 2 | 0 | 0 | 11 |
| Totals..... | 21-48 | 12-24 | 12-18 | 9 | 23 | 32 | 14 | 66 | 16 | 16 | 2 | 5 | 200 |

FG% 1st: 11-33 33.3% 2nd: 14-39 35.9% Game: 34.7%

3FG% 1st: 4-11 36.4% 2nd: 4-11 36.4% Game: 36.4%

FT% 1st: 4-5 80.0% 2nd: 6-13 46.2% Game: 55.6%

Score by Periods.....1st 2nd Total

Georgia State.....29 38 67

Liberty.....37 29 66

Officials: Roger Ayers, Matt Potter, Michael Luckie

Attendance: 1717



Game 9: Dec. 8, 2012, 2 p.m.

GEORGIA STATE 86, SOUTHERN POLY 58

Georgia State Sports Arena • Atlanta, Ga.

R.J. Hunter scored 21 points and Devonta White and Manny Atkins added 16 each as Georgia State defeated Southern Poly 86-58 Saturday afternoon at the GSU Sports Arena.

The trio of Hunter, White and Atkins also combined for 13 rebounds, 11 assists and seven steals. The GSU bench also made strong contributions as Rashaad Richardson scored 15 points, and James Vincent collected seven points, a career-high 12 rebounds, three blocked shots and three assists.

The Panthers improved to 5-4 on the season. For Southern Poly (5-5), an NAIA program, the game counted as an exhibition.

Southern Poly stayed close in the first half by hitting nine 3-pointers, five of them by Chase Robinson, who scored 19 first-half points. Robinson finished with 27 points.

The Hornets took a one-point lead on Devon Butler's 3-pointer with 18 seconds left in the first half, but R.J. Hunter answered for GSU with a trey to send the Panthers into the locker room with a 37-35 lead.

Southern Poly scored first to open the second half, tying the game at 37-37. After the teams traded 3-pointers, a jumper by Hunter gave Georgia State the lead for good at 42-40.

Hunter's bucket ignited a 13-0 run for the Panthers. White hit a short jumper in the lane, then stole the ball in the backcourt and converted a layup for a 46-40 lead. Hunter drained another trey, and then White passed behind his back to feed Vincent for a dunk. After GSU forced a turnover, Vincent made another layup to put the Panthers ahead 53-40 with 14:36 to play.

Georgia State shot 51.6 percent from the field, including 56 percent in the second half, in which the Panthers outscored Southern Poly 49-23. GSU held a 44-29 advantage on the boards.

Southern Poly shot just 34.5 percent but made 12 3-pointers to stay within 10 points until the final 10 minutes of the game.

R.J. Hunter finished 7-of-12 from the floor, including 4-of-8 from 3-point range, while Atkins was 6-of-11 from the floor. White also finished 6-of-11, including 3-of-6 from 3-point range.

SOUTHERN POLY 58 (5-5)

| Player | FG | 3P | FT | O | D | Reb | PF | TP | A | TO | Blk | Stl | Min |
|-------------------------|-------|-------|------|------|-------|-------|-------|----|----|----|-----|-----|-----|
| Phillip, Kevin, f..... | 2-7 | 0-0 | 0-1 | 2 | 9 | 11 | 5 | 4 | 0 | 3 | 0 | 0 | 26 |
| Robinson, Chase, g..... | 8-20 | 6-12 | 5-7 | 1 | 1 | 2 | 4 | 27 | 4 | 2 | 0 | 2 | 36 |
| Dorch, Marcus, g..... | 3-6 | 1-3 | 2-2 | 0 | 1 | 1 | 3 | 9 | 1 | 2 | 0 | 3 | 30 |
| Varljen, Shae, g..... | 0-2 | 0-2 | 0-0 | 0 | 1 | 1 | 3 | 0 | 0 | 2 | 0 | 0 | 23 |
| McElrath, C.J., g..... | 3-14 | 3-11 | 0-0 | 0 | 4 | 4 | 2 | 9 | 3 | 5 | 0 | 0 | 33 |
| Butler, Devon..... | 3-5 | 2-3 | 1-3 | 1 | 2 | 3 | 1 | 9 | 2 | 1 | 0 | 0 | 23 |
| Misner, Matt..... | 0-0 | 0-0 | 0-0 | 0 | 0 | 0 | 1 | 0 | 0 | 0 | 0 | 0 | 2 |
| Williams, Sean..... | 0-1 | 0-0 | 0-0 | 0 | 2 | 2 | 2 | 0 | 1 | 0 | 1 | 0 | 27 |
| Totals..... | 19-55 | 12-31 | 8-13 | 7 | 22 | 29 | 21 | 58 | 11 | 16 | 1 | 5 | 200 |
| FG% 1st: | 11-30 | 36.7% | 2nd: | 8-25 | 32.0% | Game: | 34.5% | | | | | | |
| 3FG% 1st: | 9-20 | 45.0% | 2nd: | 3-11 | 27.3% | Game: | 38.7% | | | | | | |
| FT% 1st: | 4-5 | 80.0% | 2nd: | 4-8 | 50.0% | Game: | 61.5% | | | | | | |

GEORGIA STATE 86 (5-4)

| Player | FG | 3P | FT | O | D | Reb | PF | TP | A | TO | Blk | Stl | Min |
|---------------------------|-------|-------|-------|-------|-------|-------|-------|----|----|----|-----|-----|-----|
| Atkins, Manny, f..... | 6-11 | 2-3 | 2-3 | 2 | 4 | 6 | 2 | 16 | 3 | 2 | 0 | 2 | 31 |
| Burguillos, Denny, f..... | 0-0 | 0-0 | 0-0 | 0 | 2 | 2 | 0 | 0 | 0 | 0 | 0 | 0 | 11 |
| White, Devonta, g..... | 6-11 | 3-6 | 1-2 | 0 | 2 | 2 | 2 | 16 | 4 | 2 | 0 | 4 | 30 |
| Solomon, Cameron, g..... | 3-9 | 0-1 | 0-0 | 2 | 1 | 3 | 0 | 6 | 1 | 1 | 0 | 0 | 11 |
| Hunter, R.J., g..... | 7-12 | 4-8 | 3-4 | 1 | 6 | 7 | 3 | 21 | 4 | 3 | 1 | 1 | 32 |
| Smith, LaRon..... | 0-0 | 0-0 | 1-2 | 0 | 0 | 0 | 2 | 1 | 0 | 1 | 0 | 0 | 3 |
| Green, Ryann..... | 0-1 | 0-1 | 0-0 | 0 | 1 | 1 | 3 | 0 | 4 | 0 | 0 | 1 | 16 |
| Shaw, Kevin..... | 0-0 | 0-0 | 0-0 | 0 | 0 | 0 | 0 | 0 | 0 | 0 | 0 | 0 | 1 |
| Gamble, Tyler..... | 0-0 | 0-0 | 0-0 | 0 | 0 | 0 | 0 | 0 | 0 | 0 | 0 | 0 | 1 |
| Travers, David..... | 0-0 | 0-0 | 0-0 | 0 | 0 | 0 | 0 | 0 | 0 | 0 | 0 | 0 | 1 |
| Richardson, Rashaad..... | 6-13 | 0-4 | 3-6 | 0 | 3 | 3 | 2 | 15 | 3 | 0 | 0 | 1 | 26 |
| Shipes, T.J..... | 0-0 | 0-0 | 0-0 | 0 | 0 | 0 | 1 | 0 | 0 | 0 | 0 | 0 | 1 |
| Crider, Markus..... | 2-3 | 0-0 | 0-0 | 1 | 4 | 5 | 0 | 4 | 2 | 0 | 0 | 0 | 12 |
| Vincent, James..... | 3-4 | 0-0 | 1-3 | 5 | 7 | 12 | 2 | 7 | 3 | 0 | 3 | 0 | 24 |
| Totals..... | 33-64 | 9-23 | 11-20 | 12 | 32 | 44 | 17 | 86 | 24 | 9 | 4 | 9 | 200 |
| FG% 1st: | 15-32 | 46.9% | 2nd: | 18-32 | 56.3% | Game: | 51.6% | | | | | | |
| 3FG% 1st: | 4-13 | 30.8% | 2nd: | 5-10 | 50.0% | Game: | 39.1% | | | | | | |
| FT% 1st: | 3-6 | 50.0% | 2nd: | 8-14 | 57.1% | Game: | 55.0% | | | | | | |

| | | | |
|-----------------------|-----|-----|-------|
| Score by Periods..... | 1st | 2nd | Total |
| Southern Poly..... | 35 | 23 | 58 |
| Georgia State..... | 37 | 49 | 86 |

Officials: Matt Oblas, Matt Curtin, Michael Berry

Attendance: 1188

Game 10: Dec. 15, 2012, 8 p.m.

TROY 57, GEORGIA STATE 56

Trojan Arena • Troy, Ala.

Georgia State overcame a 14-point halftime deficit to lead late before falling to Troy 57-56 on a free throw with 33.9 seconds left Saturday night at the Trojan Arena.

The Panthers (5-5) took a 56-51 lead on Devonta White's layup with 1:47 left. Troy answered with a three-point play by Antoine Myers with 1:16 to play to pull within two. The Trojans then came up with a steal in the backcourt, and Hunter Williams fed Myers for the tying layup with 1:05 left.

With the score tied at 56-56, GSU missed twice from close range before center James Vincent was whistled for a foul on the rebound, and Ray Chambers made one of two free throws to put Troy ahead 57-56 with 33.9 seconds left.

After a miss by GSU and then a missed free throw by Troy, the Panthers had one final chance when Vincent was fouled with less than a second on the clock, but he could not convert from the free throw line.

"This has kind of been the story all year," head coach Ron Hunter said after the loss. "We come out slow and then fight back, but tonight it was too little too late.

"We were just 15-of-23 from the free throw line and that is not good enough to win. We have not shot well from the line all season and tonight it proved costly."

After falling behind 30-16 at the half, GSU still trailed by nine at 42-33 with less than 13 minutes to play. The Panthers reeled off nine straight points to tie the game at 42-42 on a 3-pointer by R.J. Hunter. The score was still tied at 46-46 with less than seven minutes left when a bucket by White gave the Panthers their first lead since Atkins scored the first bucket of the game.

White led GSU with 13 points, 11 of them in the second half. Atkins added 12 points and nine rebounds, and Vincent contributed 10 points, nine rebounds and three blocked shots, moving into sixth place in GSU history with 87 career blocks.

Chambers paced Troy with 18 points on 8-for-11 shooting and seven rebounds. The Trojans snapped a five-game losing streak to improve to 5-7.

Georgia State fell behind with a frigid first half in which the Panthers managed to shoot just 5-for-21 (24 percent) in the first half. GSU had more turnovers (9) than field goals in the opening half and trailed by as many as 16 points before taking a 14-point deficit into the locker room.

Redshirt-sophomore Cameron Solomon came off the bench to score nine points in 16 minutes of action.

GEORGIA STATE 56 (5-5)

| Player..... | FG | 3P | FT | O | D | Reb | PF | TP | A | TO | Blk | Stl | Min |
|-----------------------------|-------|-------|-------|-------|-------|-------|-------|----|---|----|-----|-----|-----|
| Atkins, Manny, f..... | 4-10 | 2-3 | 2-2 | 2 | 7 | 9 | 0 | 12 | 1 | 2 | 0 | 1 | 35 |
| Vincent, James, f..... | 4-7 | 0-0 | 2-6 | 6 | 3 | 9 | 2 | 10 | 0 | 1 | 3 | 0 | 26 |
| White, Devonta, g..... | 6-14 | 0-3 | 1-3 | 0 | 0 | 0 | 1 | 13 | 1 | 2 | 0 | 2 | 36 |
| Hunter, R.J., g..... | 1-8 | 1-5 | 2-2 | 0 | 7 | 7 | 1 | 5 | 0 | 1 | 0 | 0 | 34 |
| Richardson, Rashaad, g..... | 0-1 | 0-1 | 0-0 | 0 | 0 | 0 | 2 | 0 | 1 | 1 | 0 | 0 | 15 |
| Green, Ryann..... | 0-1 | 0-1 | 1-2 | 1 | 1 | 2 | 2 | 1 | 0 | 1 | 0 | 1 | 11 |
| Solomon, Cameron..... | 2-6 | 0-0 | 5-6 | 0 | 2 | 2 | 0 | 9 | 0 | 2 | 0 | 1 | 14 |
| Shipes, T.J..... | 0-0 | 0-0 | 0-0 | 0 | 1 | 1 | 2 | 0 | 0 | 1 | 0 | 0 | 5 |
| Crider, Markus..... | 2-2 | 0-0 | 2-2 | 1 | 2 | 3 | 2 | 6 | 1 | 1 | 0 | 0 | 14 |
| Burguillos, Denny..... | 0-0 | 0-0 | 0-0 | 1 | 0 | 1 | 2 | 0 | 0 | 0 | 0 | 0 | 10 |
| Totals..... | 19-49 | 3-13 | 15-23 | 12 | 23 | 35 | 14 | 56 | 4 | 12 | 3 | 5 | 200 |
| FG% 1st: | 5-21 | 23.8% | 2nd: | 14-28 | 50.0% | Game: | 38.8% | | | | | | |
| 3FG% 1st: | 2-9 | 22.2% | 2nd: | 1-4 | 25.0% | Game: | 23.1% | | | | | | |
| FT% 1st: | 4-7 | 57.1% | 2nd: | 11-16 | 68.8% | Game: | 65.2% | | | | | | |

TROY 57 (5-7)

| Player..... | FG | 3P | FT | O | D | Reb | PF | TP | A | TO | Blk | Stl | Min |
|--------------------------|-------|-------|------|-------|-------|-------|-------|----|----|----|-----|-----|-----|
| Chambers, Ray, f..... | 8-11 | 0-0 | 2-4 | 3 | 4 | 7 | 2 | 18 | 0 | 0 | 0 | 0 | 26 |
| Myers, Antoine, g..... | 2-4 | 0-0 | 3-4 | 0 | 3 | 3 | 2 | 7 | 2 | 1 | 0 | 2 | 20 |
| Jones, Emil, g..... | 5-11 | 0-1 | 1-2 | 4 | 4 | 8 | 3 | 11 | 1 | 3 | 0 | 1 | 38 |
| Williams, Hunter, g..... | 0-7 | 0-3 | 0-0 | 0 | 1 | 1 | 0 | 0 | 6 | 1 | 0 | 0 | 33 |
| Jethroe, Deonata, g..... | 0-1 | 0-0 | 0-0 | 0 | 1 | 1 | 0 | 0 | 1 | 1 | 0 | 1 | 10 |
| Scott, RJ..... | 1-5 | 1-3 | 0-0 | 1 | 1 | 2 | 1 | 3 | 2 | 1 | 0 | 1 | 13 |
| Mullahey, Jeff..... | 4-6 | 2-4 | 0-0 | 0 | 1 | 1 | 4 | 10 | 1 | 1 | 0 | 0 | 21 |
| Calhoun, Tevin..... | 2-8 | 2-7 | 0-0 | 1 | 1 | 2 | 3 | 6 | 1 | 0 | 0 | 2 | 25 |
| Warren, Josh..... | 1-1 | 0-0 | 0-0 | 0 | 4 | 4 | 2 | 0 | 1 | 2 | 0 | 1 | 14 |
| Totals..... | 23-54 | 5-18 | 6-10 | 11 | 21 | 32 | 19 | 57 | 14 | 9 | 2 | 7 | 200 |
| FG% 1st: | 13-28 | 46.4% | 2nd: | 10-26 | 38.5% | Game: | 42.6% | | | | | | |
| 3FG% 1st: | 3-10 | 30.0% | 2nd: | 2-8 | 25.0% | Game: | 27.8% | | | | | | |
| FT% 1st: | 1-2 | 50.0% | 2nd: | 5-8 | 62.5% | Game: | 60.0% | | | | | | |

| | | | |
|-----------------------|-----|-----|-------|
| Score by Periods..... | 1st | 2nd | Total |
| Georgia State..... | 16 | 40 | 56 |
| Troy..... | 30 | 27 | 57 |

Officials: William Humes, Damon Williams, Andrew Maira

Attendance: 1212

2012-13 REVIEW

Game 11: Dec. 18, 2012, 7 p.m. (CSS)

SOUTHERN MISS 69, GEORGIA STATE 67

Georgia State Sports Arena • Atlanta, Ga.

Georgia State fell to Southern Miss 69-67 Tuesday at the GSU Sports Arena. R.J. Hunter scored 24 points for the Panthers, but Jerrold Brooks answered with a career-high 23 for the Golden Eagles, including the go-ahead 3-pointer with 2:03 left in the game.

Georgia State dropped its second game in a row to fall to 5-6 on the season, while Southern Miss improved to 8-3.

GSU led 63-59 after a three-point play by Manny Atkins with 3:32 to play. Norville Carey made a layup for Southern Miss, and then after a GSU turnover, Carey's jumper tied the game at 63-all with 2:39 left. He missed the ensuing free throw, but Southern Miss grabbed the rebound, and Jonathan Mills added two free throws to give the Eagles a 65-63 lead with 2:21 left.

Devonta White was fouled in the backcourt and made a pair of foul shots to knot the score again at 65-all before Brooks nailed his three to put the Eagles ahead for good, 68-65.

After a GSU miss and a Southern Miss turnover, the Panthers inbounded the ball with 24 seconds left. Manny Atkins' 3-point attempt from the corner bounced around the rim but fell off, and Markus Crider tipped it in with 6.8 seconds left.

Brooks made one of two free throws, so GSU had one final chance, down 69-67 with five seconds left, but Crider's 3-point attempt from the top of the circle was off the mark.

Hunter scored 20 of his points in the first half as he went 6-for-8 from three-point range. He hit three straight to open the game, and then his fifth trey of the half put the Panthers ahead 29-27 with 2:24 to play. He nailed one more with 22 seconds left to help send Georgia State into the locker room with a 34-31 halftime lead.

The Panthers led by as many as 11 points in the second half, moving ahead 52-41 on a layup by James Vincent with 12 minutes to go.

Hunter finished 8-for-16 from the field with six 3-pointers, but Brooks was just as good for Southern Miss, hitting 5-of-7 from beyond the arc and 7-for-10 overall.

White and Atkins also reached double figures for GSU, scoring 13 points each. Dwayne Davis added 12 points and five rebounds for the Golden Eagles.

As a team, Georgia State connected on 10-of-24 from 3-point range but just 15-of-22 free throws. GSU shot 44.7 percent from the field while allowing Southern Miss to hit 50 percent of its shots.

GSU was clinging to a 60-59 lead with under four minutes to play and the shot clock about to expire when Hunter missed a long three. Atkins wrestled the rebound away from Southern Miss and drove for a layup. He converted the free throw for a 63-59 lead with 3:32 to play.

SOUTHERN MISS 69 (8-3)

| Player | FG | 3P | FT | O | D | Reb | PF | TP | A | TO | Blk | Stl | Min |
|-------------------------|-------|------|-------|----|----|-----|----|----|----|----|-----|-----|-----|
| Mills, Jonathan, f..... | 1-5 | 0-0 | 2-2 | 5 | 4 | 9 | 2 | 4 | 1 | 4 | 1 | 1 | 34 |
| Craig, Michael, f..... | 1-2 | 0-0 | 0-0 | 1 | 3 | 4 | 2 | 2 | 1 | 1 | 0 | 0 | 9 |
| Watson, Neil, g..... | 2-5 | 0-1 | 0-0 | 2 | 2 | 4 | 4 | 3 | 1 | 1 | 1 | 1 | 32 |
| Edwin, Deon, g..... | 0-1 | 0-0 | 0-0 | 0 | 1 | 1 | 3 | 0 | 1 | 1 | 0 | 0 | 11 |
| Brooks, Jerrold, g..... | 7-10 | 4-7 | 5-7 | 1 | 0 | 1 | 3 | 23 | 4 | 0 | 0 | 3 | 34 |
| Davis, Dwayne..... | 5-9 | 1-3 | 1-3 | 1 | 4 | 5 | 3 | 12 | 2 | 4 | 0 | 0 | 29 |
| Jenkins, Cedric..... | 3-7 | 1-5 | 1-2 | 0 | 0 | 0 | 0 | 8 | 0 | 0 | 0 | 3 | 14 |
| Boardingham, Daveo..... | 0-0 | 0-0 | 4-4 | 1 | 1 | 2 | 1 | 4 | 0 | 2 | 2 | 2 | 16 |
| McGill, Rashard..... | 1-2 | 0-0 | 2-2 | 0 | 2 | 2 | 1 | 4 | 1 | 0 | 0 | 0 | 8 |
| Carey, Norville..... | 3-5 | 0-0 | 2-3 | 2 | 0 | 2 | 1 | 8 | 0 | 1 | 1 | 1 | 13 |
| Totals..... | 23-46 | 6-16 | 17-23 | 14 | 17 | 31 | 20 | 69 | 13 | 15 | 5 | 11 | 200 |

| | | | | | | | | |
|------|------|-------|-------|------|-------|-------|-------|-------|
| FG% | 1st: | 10-22 | 45.5% | 2nd: | 13-24 | 54.2% | Game: | 50.0% |
| 3FG% | 1st: | 2-9 | 22.2% | 2nd: | 4-7 | 57.1% | Game: | 37.5% |
| FT% | 1st: | 9-11 | 81.8% | 2nd: | 8-12 | 66.7% | Game: | 73.9% |

GEORGIA STATE 67 (5-6)

| Player | FG | 3P | FT | O | D | Reb | PF | TP | A | TO | Blk | Stl | Min |
|--------------------------|-------|-------|-------|----|----|-----|----|----|----|----|-----|-----|-----|
| Atkins, Manny, f..... | 4-11 | 2-6 | 3-5 | 3 | 1 | 4 | 3 | 13 | 5 | 4 | 0 | 3 | 37 |
| Crider, Markus, f..... | 2-4 | 0-1 | 2-4 | 2 | 0 | 2 | 2 | 6 | 3 | 5 | 0 | 0 | 17 |
| Vincent, James, c..... | 2-4 | 0-0 | 0-0 | 0 | 4 | 4 | 3 | 4 | 1 | 1 | 1 | 1 | 36 |
| White, Devonta, g..... | 4-8 | 1-3 | 4-5 | 0 | 0 | 0 | 1 | 13 | 3 | 4 | 0 | 2 | 39 |
| Hunter, R.J., g..... | 8-16 | 6-12 | 2-2 | 2 | 2 | 4 | 2 | 24 | 1 | 0 | 1 | 1 | 39 |
| Green, Ryann..... | 0-0 | 0-0 | 0-0 | 0 | 0 | 0 | 0 | 0 | 0 | 0 | 0 | 0 | 1 |
| Solomon, Cameron..... | 0-1 | 0-0 | 2-2 | 0 | 1 | 1 | 0 | 2 | 0 | 0 | 0 | 0 | 1 |
| Richardson, Rashaad..... | 1-3 | 1-2 | 2-2 | 0 | 4 | 4 | 3 | 5 | 1 | 0 | 0 | 1 | 25 |
| Shipes, T.J..... | 0-0 | 0-0 | 0-0 | 0 | 0 | 0 | 1 | 0 | 0 | 0 | 0 | 0 | 3 |
| Burguillos, Denny..... | 0-0 | 0-0 | 0-2 | 2 | 0 | 2 | 0 | 0 | 0 | 0 | 0 | 0 | 2 |
| Totals..... | 21-47 | 10-24 | 15-22 | 10 | 12 | 22 | 17 | 67 | 14 | 14 | 2 | 8 | 200 |

| | | | | | | | | |
|------|------|-------|-------|------|-------|-------|-------|-------|
| FG% | 1st: | 10-23 | 43.5% | 2nd: | 11-24 | 45.8% | Game: | 44.7% |
| 3FG% | 1st: | 7-12 | 58.3% | 2nd: | 3-12 | 25.0% | Game: | 41.7% |
| FT% | 1st: | 7-13 | 53.8% | 2nd: | 8-9 | 88.9% | Game: | 68.2% |

| | | | |
|-----------------------|-----|-----|-------|
| Score by Periods..... | 1st | 2nd | Total |
| Southern Miss..... | 31 | 38 | 69 |
| Georgia State..... | 34 | 33 | 67 |

Officials: Bill Covington, Jr., Doug Sirmons, Raymond Styons

Attendance: 1167

Game 12: Dec. 22, 2012, 2 p.m. (Cox Sports)

RHODE ISLAND 65, GEORGIA STATE 60

Ryan Center • Kingston, R.I.

Georgia State suffered its third straight close loss, falling 65-60 at Rhode Island Saturday afternoon at the Ryan Center in Kingston, R.I., despite 23 points by freshman R.J. Hunter.

The Panthers have dropped three straight games by a total of eight points to fall to 5-7 on the season. Rhode Island improved to 4-7 and has won three of four.

Rhode Island's Xavier Munford scored all 17 of his points in the second half, including 12 straight in a key run that put Rhode Island ahead for good.

With the score tied at 42-all and just under nine minutes to play, Munford scored 12 consecutive points for the Rams, including three straight 3-pointers—one of them a four-point play—to put URI ahead 54-44 with six minutes left.

Georgia State fought back, pulling within 59-57 on a layup by Rashaad Richardson with 2:22 left, but the Rams answered with a bucket by Mike Powell to move ahead by four. URI added a free throw with 1:47 left, but after a three-point play by Manny Atkins, GSU trailed 62-60 with 1:27 to play.

After a miss by the Rams, the Panthers had a possession to tie or take the lead, but Devonta White's driving layup was blocked with 28 seconds left. But Munford made only one of two free throws giving GSU one final chance to tie, before Atkins' 3-point try was off the mark with 12 seconds left.

"We just have to learn how to finish games," head coach Ron Hunter said. "We played hard, but our margin of error is thin. We didn't lose the game because we played badly; we just have to make a few more plays at the end.

"These are the growing pains of building a program," Hunter continued. "Our fortunes will turn."

The Panthers got off to a slow start, missing their first seven shots from the field to fall behind 10-1. GSU trailed 22-12 with six minutes to play in the half, but a three-pointer by White and a pair of free throws by Hunter in the final minute sent GSU into the locker room with a 27-24 deficit. Hunter scored 12 of the Panthers' 24 points in the first half.

Georgia State stayed close for the first 10 minutes of the second half before final tying the game on Richardson's 3-pointer with 10:40 left, but the Panthers never led in the game.

Hunter, who also had six rebounds, topped the 20-point mark for the second straight game and the fifth time this season. Atkins contributed 14 points, nine rebounds and three steals for GSU, and White added 14 points.

Georgia State managed to shoot just 39.6 percent from the field, including 4-for-17 from beyond the arc. Rhode Island was only slightly better at 44.7 percent, but the Rams made eight 3-pointers. Nicola Malesevic led URI with 22 points.

GEORGIA STATE 60 (5-7)

| Player | FG | 3P | FT | O | D | Reb | PF | TP | A | TO | Blk | Stl | Min |
|---------------------------|-------|------|-------|---|----|-----|----|----|---|----|-----|-----|-----|
| Atkins, Manny, f..... | 5-12 | 0-3 | 4-5 | 4 | 5 | 9 | 4 | 14 | 2 | 0 | 1 | 3 | 38 |
| Burguillos, Denny, f..... | 0-2 | 0-0 | 0-0 | 0 | 2 | 2 | 4 | 0 | 0 | 1 | 2 | 1 | 21 |
| Green, Ryann, g..... | 0-1 | 0-1 | 0-0 | 0 | 2 | 2 | 0 | 0 | 0 | 0 | 0 | 1 | 20 |
| White, Devonta, g..... | 5-16 | 1-4 | 3-7 | 0 | 3 | 3 | 3 | 14 | 2 | 1 | 0 | 1 | 38 |
| Hunter, R.J., g..... | 7-11 | 2-4 | 7-8 | 0 | 6 | 6 | 3 | 23 | 0 | 0 | 1 | 1 | 36 |
| Travers, David..... | 0-0 | 0-0 | 0-0 | 0 | 0 | 0 | 0 | 0 | 0 | 0 | 0 | 0 | 2 |
| Solomon, Cameron..... | 0-0 | 0-0 | 0-0 | 0 | 0 | 0 | 0 | 0 | 1 | 0 | 0 | 0 | 1 |
| Richardson, Rashaad..... | 3-7 | 1-5 | 0-0 | 0 | 3 | 3 | 0 | 7 | 1 | 0 | 0 | 1 | 24 |
| Crider, Markus..... | 1-4 | 0-0 | 0-0 | 1 | 1 | 2 | 5 | 2 | 0 | 4 | 0 | 1 | 18 |
| Vincent, James..... | 0-0 | 0-0 | 0-0 | 0 | 2 | 2 | 0 | 0 | 0 | 0 | 1 | 0 | 2 |
| Totals..... | 21-53 | 4-17 | 14-20 | 5 | 24 | 29 | 19 | 60 | 6 | 6 | 5 | 9 | 200 |

| | | | | | | | | |
|------|------|------|-------|------|-------|-------|-------|-------|
| FG% | 1st: | 8-23 | 34.8% | 2nd: | 13-30 | 43.3% | Game: | 39.6% |
| 3FG% | 1st: | 2-6 | 33.3% | 2nd: | 2-11 | 18.2% | Game: | 23.5% |
| FT% | 1st: | 6-10 | 60.0% | 2nd: | 8-10 | 80.0% | Game: | 70.0% |

RHODE ISLAND 65 (4-7)

| Player | FG | 3P | FT | O | D | Reb | PF | TP | A | TO | Blk | Stl | Min |
|---------------------------|-------|------|-------|---|----|-----|----|----|---|----|-----|-----|-----|
| Hare, Jordan, f..... | 1-2 | 0-0 | 3-4 | 1 | 3 | 4 | 2 | 5 | 0 | 1 | 1 | 0 | 22 |
| Malesevic, Nikola, f..... | 7-12 | 3-5 | 5-9 | 2 | 7 | 9 | 4 | 22 | 2 | 1 | 1 | 0 | 36 |
| Powell, Mike, g..... | 4-11 | 1-2 | 0-0 | 2 | 1 | 3 | 4 | 9 | 2 | 2 | 0 | 0 | 32 |
| Munford, Xavier, g..... | 5-11 | 3-7 | 4-5 | 0 | 4 | 4 | 3 | 17 | 2 | 4 | 2 | 0 | 31 |
| Malone, Andre, g..... | 2-7 | 1-5 | 2-2 | 0 | 7 | 7 | 1 | 7 | 1 | 2 | 1 | 0 | 35 |
| Bigby, Alwayne..... | 0-1 | 0-1 | 0-0 | 0 | 2 | 2 | 1 | 0 | 0 | 1 | 0 | 0 | 12 |
| Buchanan, T.J..... | 1-2 | 0-0 | 0-0 | 0 | 0 | 0 | 1 | 2 | 0 | 1 | 0 | 0 | 15 |
| Brooks, Ryan..... | 1-1 | 0-0 | 1-1 | 0 | 4 | 4 | 3 | 3 | 0 | 0 | 1 | 0 | 17 |
| Totals..... | 21-47 | 8-20 | 15-21 | 7 | 29 | 36 | 19 | 65 | 7 | 12 | 6 | 0 | 200 |

| | | | | | | | | |
|------|------|------|-------|------|-------|-------|-------|-------|
| FG% | 1st: | 9-25 | 36.0% | 2nd: | 12-22 | 54.5% | Game: | 44.7% |
| 3FG% | 1st: | 4-13 | 30.8% | 2nd: | 4-7 | 57.1% | Game: | 40.0% |
| FT% | 1st: | 5-7 | 71.4% | 2nd: | 10-14 | 71.4% | Game: | 71.4% |

| | | | |
|-----------------------|-----|-----|-------|
| Score by Periods..... | 1st | 2nd | Total |
| Georgia State..... | 24 | 36 | 60 |
| Rhode Island..... | 27 | 38 | 65 |

Officials: Damon Williams, Justin Porterfield, Matt Oblas

Attendance: 3822



Game 13: Dec. 29, 2012, 3 p.m.

GEORGIA SOUTHERN 68, GEORGIA STATE 64 OT

Hanner Fieldhouse • Statesboro, Ga.

Georgia Southern rallied from 10 points down in the final two minutes to force overtime and then pulled away in the extra session for a 68-64 victory over Georgia State Saturday afternoon at Hanner Fieldhouse.

Georgia State raced to a big lead in the first half but dropped its fourth straight game in close fashion to fall to 5-8 on the season. The four losses have been by a total of 12 points. Georgia Southern improved to 6-7.

Georgia Southern's Eric Ferguson tied the game with a three-pointer with 20 seconds left in regulation to cap the Eagles' late rally. The Panthers had two final shots, but Manny Atkins' layup under the basket was swatted away with 7.5 seconds left, and Devonta White's 3-point try at the buzzer was no good.

C.J. Reed's 3-pointer with 2:15 to play in the overtime gave Georgia Southern its first lead of the game at 60-57. White answered with a pair of free throws for Georgia State, but Ferguson, who finished with a game-high 24 points, nailed another three to put Georgia Southern ahead 63-59, and the Eagles held on for the win.

Four Panthers scored in double figures, led by White and R.J. Hunter with 14 points each, and Manny Atkins and James Vincent with 11 apiece. But Hunter fouled out in the final three minutes of regulation, Rashaad Richardson fouled out in the overtime, and Vincent spent much of the second half on the bench after picking up his fourth foul shortly after the intermission.

Georgia State raced to a 17-point lead in the first half and still led 55-45 with under two minutes to play, but the Panthers committed four turnovers and missed two free throws, including the front end of a one-and-one, to allow Georgia Southern back into the game.

A layup by Georgia Southern's Brian Holmes with 1:47 left made the score 55-47. White missed the front end of a one-on-one, and then Ferguson threw up a wild shot from the lane as he was fouled, and the ball dropped in. He also made the free throw to pull the Eagles within 55-50 with 1:21 still to play.

With Georgia State trying to run down the clock on offense, Atkins was whistled for a five-second violation with 58 seconds to go. Ferguson made a pair of free throws, and Georgia Southern trailed just 55-52 with 47 seconds left.

Clinging to a three-point lead, the Panthers turned the ball over on the in-bounds play, giving possession back to the Eagles. Georgia Southern then gave the ball right back to the Panthers on a travelling call. Georgia State managed to inbound the ball, but White got trapped in the backcourt and the Panthers did not have a timeout left, setting up Ferguson's tying trey.

GEORGIA STATE 64 (5-8)

| Player | FG | 3P | FT | O | D | Reb | PF | TP | A | TO | Blk | Stl | Min |
|-----------------------------|-------|------|-------|----|----|-----|----|----|---|----|-----|-----|-----|
| Atkins, Manny, f..... | 4-12 | 2-4 | 1-2 | 3 | 5 | 8 | 3 | 11 | 3 | 5 | 0 | 1 | 41 |
| Vincent, James, c..... | 4-7 | 0-0 | 3-2 | 7 | 9 | 4 | 11 | 0 | 1 | 5 | 1 | 28 | |
| White, Devonta, g..... | 5-9 | 1-3 | 3-4 | 1 | 5 | 6 | 1 | 14 | 4 | 8 | 0 | 2 | 43 |
| Hunter, R.J., g..... | 5-8 | 1-3 | 3-3 | 0 | 4 | 4 | 5 | 14 | 0 | 5 | 0 | 3 | 35 |
| Richardson, Rashaad, g..... | 2-8 | 0-3 | 1-1 | 2 | 3 | 5 | 5 | 1 | 1 | 0 | 0 | 0 | 30 |
| Green, Ryan..... | 0-0 | 0-0 | 0-0 | 0 | 0 | 0 | 1 | 0 | 0 | 0 | 0 | 0 | 0+ |
| Travers, David..... | 0-2 | 0-0 | 0-0 | 0 | 0 | 0 | 0 | 0 | 0 | 0 | 0 | 0 | 8 |
| Solomon, Cameron..... | 2-6 | 0-0 | 0-0 | 0 | 0 | 0 | 0 | 4 | 0 | 0 | 0 | 0 | 14 |
| Shipes, T.J..... | 0-0 | 0-0 | 0-2 | 1 | 0 | 1 | 1 | 0 | 0 | 0 | 0 | 0 | 3 |
| Crider, Markus..... | 2-3 | 0-0 | 1-3 | 2 | 2 | 4 | 4 | 5 | 0 | 3 | 1 | 1 | 18 |
| Burguillos, Denny..... | 0-0 | 0-0 | 0-0 | 0 | 0 | 0 | 1 | 0 | 0 | 0 | 0 | 0 | 5 |
| Totals..... | 24-55 | 4-13 | 12-18 | 13 | 26 | 39 | 25 | 64 | 8 | 23 | 6 | 8 | 225 |

| | | | | | | | | | | | |
|-----|------|-------|-------|------|-------|-------|-----|-----|-------|-------|-------|
| FG% | 1st: | 11-23 | 47.8% | 2nd: | 10-23 | 43.5% | OT: | 3-9 | 33.3% | Game: | 43.6% |
| 3P% | 1st: | 2-4 | 50.0% | 2nd: | 1-6 | 16.7% | OT: | 1-3 | 33.3% | Game: | 30.8% |
| FT% | 1st: | 5-8 | 62.5% | 2nd: | 5-7 | 71.4% | OT: | 2-3 | 66.7% | Game: | 66.7% |

GEORGIA SOUTHERN 68 (6-7)

| Player | FG | 3P | FT | O | D | Reb | PF | TP | A | TO | Blk | Stl | Min |
|-----------------------------|-------|------|-------|----|----|-----|----|----|----|----|-----|-----|-----|
| Ferguson, Eric, f..... | 7-13 | 2-4 | 8-11 | 1 | 3 | 4 | 3 | 24 | 1 | 1 | 0 | 0 | 35 |
| Baskerville, Camero, f..... | 1-2 | 0-0 | 2-2 | 0 | 0 | 0 | 0 | 4 | 0 | 1 | 0 | 0 | 9 |
| Roberts, Cleon, g..... | 0-3 | 0-2 | 0-0 | 0 | 1 | 1 | 2 | 0 | 0 | 3 | 0 | 2 | 18 |
| Bussey, Tre, g..... | 5-13 | 2-6 | 5-5 | 3 | 2 | 5 | 2 | 17 | 0 | 5 | 0 | 1 | 41 |
| Reed, C.J., g..... | 1-9 | 1-7 | 4-6 | 0 | 4 | 4 | 3 | 7 | 5 | 1 | 0 | 1 | 43 |
| Mike, Sam..... | 0-0 | 0-0 | 0-0 | 0 | 1 | 1 | 0 | 0 | 0 | 0 | 0 | 0 | 1 |
| Baynham, Marvin..... | 1-2 | 0-0 | 0-1 | 2 | 4 | 6 | 4 | 2 | 1 | 2 | 0 | 0 | 24 |
| Holmes, Brian..... | 3-4 | 1-1 | 1-2 | 0 | 2 | 2 | 3 | 8 | 3 | 0 | 0 | 1 | 24 |
| Daniels, Chris..... | 2-3 | 0-0 | 0-0 | 3 | 0 | 3 | 0 | 4 | 1 | 2 | 0 | 0 | 10 |
| Dunnican, Kameron..... | 1-3 | 0-0 | 0-3 | 0 | 2 | 2 | 2 | 2 | 2 | 1 | 3 | 1 | 20 |
| Totals..... | 21-52 | 6-20 | 20-30 | 12 | 22 | 34 | 19 | 68 | 13 | 16 | 3 | 6 | 225 |

| | | | | | | | | | | | |
|-----|------|------|-------|------|-------|-------|-----|-----|-------|-------|-------|
| FG% | 1st: | 7-25 | 28.0% | 2nd: | 11-21 | 52.4% | OT: | 3-6 | 50.0% | Game: | 40.4% |
| 3P% | 1st: | 3-11 | 27.3% | 2nd: | 1-5 | 20.0% | OT: | 2-4 | 50.0% | Game: | 30.0% |
| FT% | 1st: | 4-9 | 44.4% | 2nd: | 11-15 | 73.3% | OT: | 5-6 | 83.3% | Game: | 66.7% |

| | | | | |
|-----------------------|-----|-----|----|-------|
| Score by periods..... | 1st | 2nd | OT | Total |
| Georgia State..... | 29 | 26 | 9 | 64 |
| Georgia Southern..... | 21 | 34 | 13 | 68 |

Officials: Alain Spainhour, Earl Robinson, Matt Potter

Attendance: 1129

Game 14: Jan. 2, 2013, 7 p.m.

DREXEL 77, GEORGIA STATE 60

Georgia State Sports Arena • Atlanta, Ga.

Frantz Massenat scored 25 points as Drexel defeated Georgia State 77-60 Wednesday at the GSU Sports Arena in the Colonial Athletic Association opener for both teams.

Freshman R.J. Hunter scored 23 points for Georgia State, which trailed by just four points at halftime, but Drexel (5-8, 1-0 CAA), the preseason favorite in the CAA, dominated the second half to hand GSU (5-9, 0-1 CAA) its fifth straight loss.

The win was Drexel's 17th straight CAA regular-season victory, dating back to last season. Georgia State was the last team to hand Drexel a regular-season loss in CAA play; exactly one year ago, GSU defeated the Dragons 58-44 at the Sports Arena. Drexel's streak equals Richmond (1988-89) for the second-longest in league history and is one shy of George Mason's record of 18 in a row over the 2011 and 2012 seasons.

Hunter topped the 20-point mark for the third time in the last four games and the sixth time in his rookie season at Georgia State. A leading candidate for CAA Rookie of the Year, Hunter has already earned CAA Rookie of the Week honors three times this season. He finished the game 9-of-16 from the floor and pulled six rebounds.

"Drexel showed tonight why they were picked first in the CAA during the preseason," head coach Ron Hunter said. "After a good first half, they played really well in the second half and we just did not have any answers.

"We will keep grinding and we will get better. For us to get where we want to though, we need a full team effort. We have to have guys step up and when they do, we will be a special team."

Sophomore transfer Cameron Solomon added a career-high 12 points for the Panthers, but Devonta White was the only other Panther in double figures with 11 points.

A tip-in just ahead of the first-half buzzer by Dartaye Ruffin gave Drexel a 37-33 lead at the intermission. After Georgia State scored the first bucket of the second half, the Dragons went on a 22-4 run to open a 59-39 lead with 11 minutes to play.

Drexel shot 65 percent from the field in the second half, led by Massenat, the preseason CAA Player of the Year, who scored 17 points of his career-high 25 points after the intermission. Damion Lee added 15 points on 5-of-7 shooting from 3-point range, and Darryl McCoy pulled down 14 rebounds for the Dragons.

DREXEL 77 (5-8, 1-0)

| Player | FG | 3P | FT | O | D | Reb | PF | TP | A | TO | Blk | Stl | Min |
|--------------------------|-------|-------|-------|---|----|-----|----|----|----|----|-----|-----|-----|
| Abif, Kazembe, f..... | 1-4 | 0-0 | 6-8 | 2 | 0 | 2 | 3 | 8 | 2 | 2 | 0 | 0 | 31 |
| McCoy, Daryl, f..... | 2-3 | 0-0 | 0-0 | 1 | 13 | 14 | 3 | 4 | 0 | 1 | 0 | 0 | 32 |
| Massenat, Frantz, g..... | 9-15 | 1-4 | 6-6 | 1 | 1 | 2 | 2 | 25 | 3 | 1 | 0 | 1 | 36 |
| Lee, Damion, g..... | 5-9 | 5-7 | 0-0 | 0 | 4 | 4 | 3 | 15 | 4 | 0 | 0 | 2 | 39 |
| Thomas, Derrick, g..... | 2-7 | 1-4 | 3-4 | 0 | 3 | 3 | 2 | 8 | 2 | 2 | 0 | 1 | 28 |
| Younger, Aquil..... | 0-1 | 0-0 | 0-0 | 0 | 1 | 1 | 0 | 0 | 1 | 1 | 0 | 0 | 4 |
| Allen, Tavon..... | 5-8 | 3-6 | 0-0 | 1 | 0 | 1 | 0 | 13 | 0 | 0 | 0 | 0 | 13 |
| Patnovic, Goran..... | 0-0 | 0-0 | 0-0 | 0 | 0 | 0 | 0 | 0 | 0 | 0 | 0 | 0 | 2 |
| Ruffin, Dartaye..... | 2-2 | 0-0 | 0-2 | 2 | 0 | 2 | 2 | 4 | 1 | 0 | 0 | 1 | 15 |
| Totals..... | 26-49 | 10-21 | 15-20 | 7 | 22 | 29 | 15 | 77 | 13 | 8 | 0 | 5 | 200 |

| | | | | | | | | |
|------|------|-------|-------|------|-------|-------|-------|-------|
| FG% | 1st: | 11-26 | 42.3% | 2nd: | 15-23 | 65.2% | Game: | 53.1% |
| 3FG% | 1st: | 5-12 | 41.7% | 2nd: | 5-9 | 55.6% | Game: | 47.6% |
| FT% | 1st: | 10-13 | 76.9% | 2nd: | 5-7 | 71.4% | Game: | 75.0% |

GEORGIA STATE 60 (5-9, 0-1)

| Player | FG | 3P | FT | O | D | Reb | PF | TP | A | TO | Blk | Stl | Min |
|-----------------------------|-------|------|------|----|----|-----|----|----|---|----|-----|-----|-----|
| Atkins, Manny, f..... | 2-8 | 0-3 | 2-3 | 0 | 3 | 3 | 1 | 6 | 2 | 2 | 0 | 1 | 36 |
| Vincent, James, c..... | 0-3 | 0-0 | 0-0 | 1 | 2 | 3 | 0 | 0 | 1 | 1 | 2 | 1 | 21 |
| White, Devonta, g..... | 4-9 | 3-5 | 0-0 | 1 | 1 | 2 | 1 | 11 | 3 | 4 | 0 | 1 | 36 |
| Hunter, R.J., g..... | 9-16 | 2-5 | 3-4 | 1 | 5 | 6 | 4 | 23 | 0 | 3 | 0 | 1 | 33 |
| Richardson, Rashaad, g..... | 2-6 | 0-1 | 0-0 | 2 | 2 | 4 | 3 | 4 | 0 | 0 | 0 | 0 | 20 |
| Green, Ryan..... | 0-0 | 0-0 | 0-0 | 1 | 1 | 2 | 3 | 0 | 1 | 0 | 0 | 0 | 12 |
| Solomon, Cameron..... | 4-6 | 0-0 | 4-5 | 1 | 1 | 2 | 2 | 12 | 1 | 1 | 0 | 0 | 19 |
| Crider, Markus..... | 0-2 | 0-0 | 0-0 | 1 | 1 | 2 | 0 | 0 | 0 | 1 | 0 | 0 | 8 |
| Burguillos, Denny..... | 2-3 | 0-0 | 0-0 | 2 | 0 | 2 | 2 | 4 | 0 | 0 | 0 | 0 | 15 |
| Totals..... | 23-53 | 5-14 | 9-12 | 10 | 17 | 27 | 16 | 60 | 8 | 12 | 2 | 4 | 200 |

| | | | | | | | | |
|------|------|-------|-------|------|-------|-------|-------|-------|
| FG% | 1st: | 12-28 | 42.9% | 2nd: | 11-25 | 44.0% | Game: | 43.4% |
| 3FG% | 1st: | 4-7 | 57.1% | 2nd: | 1-7 | 14.3% | Game: | 35.7% |
| FT% | 1st: | 5-6 | 83.3% | 2nd: | 4-6 | 66.7% | Game: | 75.0% |

| | | | |
|-----------------------|-----|-----|-------|
| Score by Periods..... | 1st | 2nd | Total |
| Drexel..... | 37 | 40 | 77 |
| Georgia State..... | 33 | 27 | 60 |

Officials: Paul Faia, Haywood Bostic, Robert Adams

Attendance: 1030

2012-13 REVIEW

Game 15: Jan. 5, 2013, 2 p.m.

GEORGIA STATE 68, JAMES MADISON 52

Georgia State Sports Arena • Atlanta, Ga.

R.J. Hunter scored 19 points and Manny Atkins added 15 as Georgia State earned its first Colonial Athletic Association win with a 68-52 victory over James Madison Saturday at the GSU Sports Arena.

James Vincent contributed 10 points and eight blocked shots, one off his career high, to help the Panthers (6-9, 1-1 CAA) snap their five-game losing streak and halt JMU's (7-7, 1-1 CAA) four-game winning streak.

Georgia State also got strong contributions from freshman David Travers, who had seven points and three assists in 21 minutes, his most significant playing time of his rookie season. After hitting a free throw for his first collegiate point, he nailed a pair of dramatic 3-point field goals, one at the first-half buzzer and another in the second half with the shot clock about to expire.

Junior Devonta White added 11 points and dished out a career-high seven assists in 36 minutes of action.

The Panthers turned in one of their better defensive efforts of the season in holding James Madison to 52 points and 30.9 percent shooting from the field, the lowest figure for a GSU opponent since Monmouth managed just 27.8 percent shooting in the third game of the season.

On the offensive end, Georgia State shot 47 percent from field, including 10-for-21 from 3-point range.

With his eight blocked shots, Vincent raised his career total to 104 and moved into fifth place in school history. The senior from Columbus, Ga., leads the CAA in blocked shots.

Georgia State closed the first half with a 13-4 run to open up a 38-25 halftime lead. Hunter made a pair of treys on the run, and Travers ended the half with a 3-pointer at the buzzer, falling to the ground as he made his first collegiate field goal.

The Panthers shot 53.8 percent from the field in the first half, including 8-for-13 from beyond the arc, while holding the Dukes to less than 30 percent (8-for-27). That marked GSU's highest output in a first half since scoring 43 against South Alabama on Nov. 21. Hunter (13 points) and Atkins (12) combined for 25 of the Panthers' 38 points.

In the second half, James Madison managed to pull within nine points at 53-44 with nine minutes to play, but Atkins contributed a three-point play to push GSU's lead to 56-44 and then took a charge on the other end. From there, the Panthers' lead never dipped below double-digits.

Rayshawn Goins led James Madison with 19 points and 16 rebounds. A.J. Davis came off the bench to score 10 points and grab eight rebounds for the Dukes.

JAMES MADISON 52

(7-7, 1-1)

| Player | FG | 3P | FT | O | D | Reb | PF | TP | A | TO | Blk | Stl | Min |
|-------------------------|-------|------|-------|----|----|-----|----|----|---|----|-----|-----|-----|
| Goins, Rayshawn, f..... | 7-14 | 0-0 | 5-8 | 8 | 8 | 16 | 3 | 19 | 1 | 1 | 1 | 0 | 29 |
| Curry, Ron, g..... | 2-9 | 1-6 | 1-2 | 0 | 2 | 2 | 3 | 6 | 1 | 2 | 0 | 0 | 34 |
| Cooke, Charles, g..... | 0-2 | 0-2 | 2-2 | 1 | 1 | 2 | 1 | 2 | 1 | 0 | 2 | 1 | 29 |
| Diouf, Alioune, g..... | 3-7 | 0-2 | 0-0 | 2 | 1 | 3 | 2 | 6 | 0 | 3 | 0 | 0 | 24 |
| Nation, Andre, g..... | 1-9 | 1-4 | 1-2 | 2 | 2 | 4 | 1 | 4 | 1 | 2 | 0 | 0 | 24 |
| Davis, A.J..... | 3-7 | 2-5 | 2-2 | 1 | 7 | 8 | 2 | 10 | 1 | 1 | 1 | 0 | 26 |
| Bessick, Taylor..... | 0-1 | 0-0 | 0-0 | 0 | 1 | 1 | 2 | 0 | 0 | 0 | 1 | 1 | 10 |
| Moore, Devon..... | 1-6 | 0-0 | 3-6 | 0 | 1 | 1 | 1 | 5 | 2 | 1 | 0 | 0 | 24 |
| Totals..... | 17-55 | 4-19 | 14-22 | 15 | 23 | 38 | 15 | 52 | 7 | 11 | 5 | 2 | 200 |

| | | | | | | | | |
|------|------|------|-------|------|------|-------|-------|-------|
| FG% | 1st: | 8-27 | 29.6% | 2nd: | 9-28 | 32.1% | Game: | 30.9% |
| 3FG% | 1st: | 3-10 | 30.0% | 2nd: | 1-9 | 11.1% | Game: | 21.1% |
| FT% | 1st: | 5-8 | 62.5% | 2nd: | 9-14 | 64.3% | Game: | 63.6% |

GEORGIA STATE 68

(6-9, 1-1)

| Player | FG | 3P | FT | O | D | Reb | PF | TP | A | TO | Blk | Stl | Min |
|-----------------------------|-------|-------|-------|----|----|-----|----|----|----|----|-----|-----|-----|
| Atkins, Manny, f..... | 6-9 | 2-2 | 1-1 | 4 | 4 | 8 | 3 | 15 | 3 | 4 | 0 | 1 | 39 |
| Vincent, James, c..... | 4-8 | 0-0 | 2-4 | 1 | 4 | 5 | 4 | 10 | 0 | 2 | 8 | 0 | 30 |
| White, Devonta, g..... | 3-8 | 0-4 | 5-6 | 0 | 3 | 3 | 1 | 11 | 7 | 4 | 0 | 2 | 36 |
| Hunter, R.J., g..... | 7-13 | 4-7 | 1-5 | 0 | 7 | 7 | 1 | 19 | 1 | 0 | 1 | 1 | 37 |
| Richardson, Rashaad, g..... | 2-5 | 2-3 | 0-0 | 1 | 1 | 2 | 4 | 6 | 0 | 1 | 0 | 0 | 14 |
| Green, Ryann..... | 0-0 | 0-0 | 0-0 | 0 | 0 | 0 | 0 | 0 | 0 | 0 | 0 | 0 | 1 |
| Travers, David..... | 2-6 | 2-5 | 1-2 | 0 | 1 | 1 | 1 | 7 | 3 | 0 | 0 | 0 | 21 |
| Solomon, Cameron..... | 0-1 | 0-0 | 0-0 | 0 | 0 | 0 | 0 | 0 | 0 | 0 | 0 | 0 | 3 |
| Shipes, T.J..... | 0-0 | 0-0 | 0-0 | 0 | 0 | 0 | 1 | 0 | 0 | 0 | 0 | 0 | 2 |
| Crider, Markus..... | 0-0 | 0-0 | 0-0 | 0 | 4 | 4 | 1 | 0 | 0 | 0 | 0 | 1 | 8 |
| Burguiños, Denny..... | 0-1 | 0-0 | 0-0 | 1 | 1 | 2 | 1 | 0 | 0 | 0 | 0 | 0 | 9 |
| Totals..... | 24-51 | 10-21 | 10-18 | 10 | 26 | 36 | 17 | 68 | 14 | 11 | 9 | 5 | 200 |

| | | | | | | | | |
|------|------|-------|-------|------|-------|-------|-------|-------|
| FG% | 1st: | 14-26 | 53.8% | 2nd: | 10-25 | 40.0% | Game: | 47.1% |
| 3FG% | 1st: | 8-13 | 61.5% | 2nd: | 2-8 | 25.0% | Game: | 47.6% |
| FT% | 1st: | 2-6 | 33.3% | 2nd: | 8-12 | 66.7% | Game: | 55.6% |

| | | | |
|-----------------------|-----|-----|-------|
| Score by Periods..... | 1st | 2nd | Total |
| James Madison..... | 24 | 28 | 52 |
| Georgia State..... | 38 | 30 | 68 |

Officials: Louie Andrikakos, Dwayne Gladden, Bob Testa

Attendance: 1030

Game 16: Jan. 7, 2013, 7 p.m.

HOFSTRA 52, GEORGIA STATE 50

Mack Sports Complex • Hempstead, N.Y.

Georgia State overcame a 12-point second-half deficit, but Stevie Mejia's lay-up with six seconds remaining gave Hofstra a 52-50 win on Monday night at the Mack Sports Complex.

Senior James Vincent's put-back with less than 20 seconds tied the game, but after Mejia's shot, junior Devonta White's 3-pointer as time expired was just off the mark.

Mejia finished with 17 points on 7-of-12 shooting, pulling down five rebounds for Hofstra.

With the loss, Georgia State fell to 6-10, 1-2 in the CAA. Hofstra snapped an eight-game losing streak and improved to 4-10, 1-0 in the conference.

Freshman R.J. Hunter, who earned CAA Rookie of the Week honors for the fourth time this season earlier in the day, led the Panthers with 13 points, but managed to shoot just 4-of-15 from the floor and 1-of-8 from three-point range.

"I am obviously disappointed with the loss," head coach Ron Hunter said after the game. "I thought we came out strong, but then allowed Hofstra to take control of the game."

"I was proud of the way we fought back in the second half, but we cannot allow ourselves to get down by double-digits and expect to win."

White finished with 11 points and redshirt-junior Manny Atkins added 10 points for the Panthers who shot 36.0 percent from the floor and just 2-of-20 from three-point range. GSU did hit 85.7 percent from the free throw line and outrebounded the Pride, 32-27.

Trailing 37-25 with 15:36 to play, Georgia State used an 8-0 run over a three-minute stretch to cut the deficit to four on a three-pointer by Hunter.

The Panthers cut it to one, 39-38 with 9:03 to play, holding the Pride without a field goal for nearly six minutes.

Georgia State continued to keep it close in the final few minutes and with junior Denny Burguiños two free throws with 3:46 to play, tied the game at 46. Hofstra responded with four straight points before White cut the deficit to two again.

Georgia State opened the game on an 8-2 run, but Hofstra quickly responded with an 8-0 run of its own to take an early 10-9 lead.

After the Panthers responded and took a 17-12 lead, the Pride held GSU without a field goal for nine minutes, taking a 27-19 lead with just under two minutes to play in the first half.

Taran Buie added 12 points for Hofstra, while Stephen Nwaukoni came off the bench to score seven points and pull down eight rebounds in 25 minutes.

The Pride shot 45.7 percent from the floor and hit 6-of-18 from three-point range.

GEORGIA STATE 50

(6-10, 1-2)

| Player | FG | 3P | FT | O | D | Reb | PF | TP | A | TO | Blk | Stl | Min |
|-----------------------------|-------|------|-------|----|----|-----|----|----|---|----|-----|-----|-----|
| Hunter, R.J., f..... | 4-15 | 1-8 | 4-4 | 1 | 3 | 4 | 1 | 13 | 2 | 1 | 1 | 0 | 38 |
| Atkins, Manny, f..... | 4-11 | 0-3 | 2-2 | 1 | 4 | 5 | 0 | 10 | 2 | 1 | 2 | 1 | 36 |
| Vincent, James, c..... | 1-1 | 0-0 | 0-0 | 1 | 1 | 2 | 4 | 2 | 0 | 2 | 1 | 0 | 21 |
| White, Devonta, g..... | 4-11 | 1-5 | 2-2 | 3 | 1 | 4 | 1 | 11 | 1 | 1 | 0 | 0 | 38 |
| Richardson, Rashaad, g..... | 3-6 | 0-3 | 0-0 | 2 | 2 | 4 | 2 | 6 | 0 | 0 | 0 | 1 | 22 |
| Travers, David..... | 0-2 | 0-1 | 1-2 | 0 | 0 | 0 | 1 | 1 | 1 | 1 | 0 | 0 | 16 |
| Solomon, Cameron..... | 0-1 | 0-0 | 0-0 | 0 | 0 | 0 | 0 | 0 | 0 | 0 | 0 | 0 | 2 |
| Crider, Markus..... | 1-1 | 0-0 | 0-0 | 1 | 3 | 4 | 0 | 2 | 0 | 0 | 0 | 0 | 8 |
| Burguiños, Denny..... | 1-2 | 0-0 | 3-4 | 3 | 3 | 6 | 4 | 5 | 0 | 1 | 1 | 1 | 19 |
| Totals..... | 18-50 | 2-20 | 12-14 | 14 | 18 | 32 | 13 | 50 | 6 | 8 | 5 | 3 | 200 |

| | | | | | | | | |
|------|------|------|--------|------|-------|-------|-------|-------|
| FG% | 1st: | 9-25 | 36.0% | 2nd: | 9-25 | 36.0% | Game: | 36.0% |
| 3FG% | 1st: | 1-12 | 8.3% | 2nd: | 1-8 | 12.5% | Game: | 10.0% |
| FT% | 1st: | 2-2 | 100.0% | 2nd: | 10-12 | 83.3% | Game: | 85.7% |

HOFSTRA 52

(4-10, 1-0)

| Player | FG | 3P | FT | O | D | Reb | PF | TP | A | TO | Blk | Stl | Min |
|---------------------------|-------|------|-----|---|----|-----|----|----|----|----|-----|-----|-----|
| Buie, Taran, g..... | 4-12 | 2-6 | 2-2 | 0 | 5 | 5 | 3 | 12 | 2 | 2 | 0 | 0 | 38 |
| Mejia, Stevie, g..... | 7-12 | 3-7 | 0-1 | 0 | 2 | 2 | 3 | 17 | 4 | 3 | 0 | 2 | 38 |
| Imes, David, g..... | 1-4 | 1-4 | 0-0 | 1 | 4 | 5 | 1 | 3 | 3 | 1 | 0 | 2 | 34 |
| Allen, Jordan, f..... | 4-6 | 0-0 | 0-2 | 1 | 2 | 3 | 3 | 8 | 3 | 0 | 1 | 0 | 32 |
| Nwaukoni, Stephen, f..... | 3-8 | 0-0 | 1-2 | 5 | 3 | 8 | 0 | 7 | 0 | 1 | 0 | 0 | 25 |
| Payen, Darren..... | 0-0 | 0-0 | 0-0 | 0 | 0 | 0 | 1 | 0 | 0 | 0 | 0 | 0 | 3 |
| Brown, Daquan..... | 0-0 | 0-0 | 0-0 | 0 | 0 | 0 | 1 | 0 | 1 | 0 | 1 | 0 | 7 |
| Grogan, Matt..... | 0-2 | 0-1 | 0-0 | 0 | 0 | 0 | 0 | 0 | 1 | 0 | 0 | 0 | 8 |
| Kone, Moussa..... | 2-2 | 0-0 | 1-1 | 0 | 1 | 1 | 2 | 5 | 1 | 1 | 2 | 1 | 15 |
| Totals..... | 21-46 | 6-18 | 4-8 | 9 | 18 | 27 | 14 | 52 | 15 | 9 | 4 | 5 | 200 |

| | | | | | | | | |
|------|------|-------|--------|------|------|-------|-------|-------|
| FG% | 1st: | 12-26 | 46.2% | 2nd: | 9-20 | 45.0% | Game: | 45.7% |
| 3FG% | 1st: | 4-10 | 40.0% | 2nd: | 2-8 | 25.0% | Game: | 33.3% |
| FT% | 1st: | 1-1 | 100.0% | 2nd: | 3-7 | 42.9% | Game: | 50.0% |

| | | | |
|-----------------------|-----|-----|-------|
| Score by Periods..... | 1st | 2nd | Total |
| Georgia State..... | 21 | 29 | 50 |
| Hofstra..... | 29 | 23 | 52 |

Officials: Joe Lindsay, Bryan Kersey, Mike Eades

Attendance: 1169



Game 17: Jan. 12, 2013, 12 p.m. (CSS)

DELAWARE 86, GEORGIA STATE 83

Georgia State Sports Arena • Atlanta, Ga.

Georgia State rallied from an 11-point deficit in the final two minutes, but Devon Saddler's 3-pointer with less than a second remaining lifted Delaware to an 86-83 victory in Colonial Athletic Association play Saturday at the GSU Sports Arena.

Delaware won its fifth straight game to move to 8-8 overall and 3-0 in the CAA, while Georgia State fell to 6-11, 1-3 CAA.

The Panthers trailed 81-70 with 1:41 left before Ryann Green capped the comeback with a pair of free throws with six seconds left to tie the score at 83-83. But Saddler, the CAA's leading scorer who finished with 29 points on the day, brought the ball across half court and nailed the trey from the right elbow.

Manny Atkins led Georgia State with 20 points, and Devonta White score 18 points, including six in the last 80 seconds to fuel the Panthers' comeback. White also contributed six assists and five rebounds.

R.J. Hunter had 15 points and eight rebounds for the Panthers, but the freshman sat out the final four minutes with a foot injury. Rashaad Richardson was the fourth Panther in double figures with 13 points.

Georgia State fell behind 81-70 after a pair of free throws by Jarvis Threatt with 1:41 left. Cameron Solomon made two free throws for GSU, and then after an offensive foul by Delaware, White's layup pulled the Panthers within 81-74 with 1:20 still to play.

After Saddler made one of two free throws, White was fouled and made both to cut the deficit to 82-76 at the 1:07 mark. Saddler again made one of two from the line, and sophomore Kevin Shaw came off the bench to nail a 3-pointer for his first points of the season. That made the score 83-79 with 54 seconds on the clock.

The Panthers quickly fouled Kyle Anderson in the backcourt, and he missed both free throws. White drew another foul, and his foul shots brought the Panthers within two at 83-81 with 41 seconds left.

Delaware ran down the shot clock before Threatt missed a jumper with nine seconds left. Green grabbed the rebound and was fouled with six seconds left. Even though he had been to the line just twice in his career, he calmly sank both free throws to knot the score at 83-83.

Delaware hit 52 percent from the field, and the top free throw shooting team in the conference was able to cash in, going to the line 37 times and making 26. Threatt was 10-for-12 at the charity stripe to score 18 points. Jamelle Hagins added 11 points, and the nation's second-leading rebounder grabbed seven today to tie the Delaware career record of 916.

| DELAWARE 86 | | | | | | | | | | | | | (8-8, 3-0) | | | | |
|-------------------------|-------|-------|-------|-------|-------|-------|----|----|----|-------|-----|-----|------------|--|--|--|--|
| Player..... | FG | 3P | FT | O | D | Reb | PF | TP | A | TO | Blk | Stl | Min | | | | |
| Brinkley, Josh, f..... | 3-5 | 0-0 | 6-8 | 1 | 4 | 5 | 1 | 12 | 0 | 1 | 1 | 1 | 27 | | | | |
| Hagins, Jamelle, f..... | 4-7 | 0-0 | 3-5 | 1 | 6 | 7 | 4 | 11 | 4 | 1 | 2 | 1 | 36 | | | | |
| Threatt, Jarvis, g..... | 4-11 | 0-1 | 10-12 | 0 | 6 | 6 | 4 | 18 | 1 | 2 | 1 | 0 | 37 | | | | |
| Saddler, Devon, g..... | 10-14 | 3-5 | 6-8 | 1 | 5 | 6 | 3 | 29 | 3 | 3 | 0 | 1 | 35 | | | | |
| Anderson, Kyle, g..... | 3-8 | 2-6 | 0-2 | 1 | 4 | 5 | 1 | 8 | 1 | 0 | 1 | 0 | 34 | | | | |
| Rogers, Terrell..... | 2-5 | 1-4 | 0-0 | 0 | 1 | 1 | 4 | 5 | 3 | 1 | 0 | 0 | 16 | | | | |
| Baptiste, Carl..... | 1-2 | 0-0 | 1-2 | 0 | 1 | 1 | 3 | 3 | 0 | 0 | 1 | 1 | 15 | | | | |
| Totals..... | 27-52 | 6-16 | 26-37 | 5 | 29 | 34 | 20 | 86 | 12 | 8 | 6 | 4 | 200 | | | | |
| FG% 1st: | 13-26 | 50.0% | 2nd: | 14-26 | 53.8% | Game: | | | | 51.9% | | | | | | | |
| 3FG% 1st: | 3-8 | 37.5% | 2nd: | 3-8 | 37.5% | Game: | | | | 37.5% | | | | | | | |
| FT% 1st: | 8-11 | 72.7% | 2nd: | 18-26 | 69.2% | Game: | | | | 70.3% | | | | | | | |

| GEORGIA STATE 83 | | | | | | | | | | | | | (6-11, 1-3) | | | | |
|------------------------|------------|-------|------------|-------|----|-----|----|----|-------------|----|-----|-----|-------------|--|--|--|--|
| Player | FG | 3P | FT | O | D | Reb | PF | TP | A | TO | Blk | Stl | Min | | | | |
| Atkins, Manny, f | 7-17 | 4-9 | 2-3 | 0 | 5 | 5 | 2 | 20 | 2 | 2 | 0 | 0 | 39 | | | | |
| Vincent, James, c | 1-4 | 0-0 | 0-0 | 2 | 1 | 3 | 1 | 2 | 1 | 0 | 0 | 0 | 21 | | | | |
| White, Devonta, g | 6-12 | 0-1 | 6-6 | 0 | 5 | 5 | 2 | 18 | 6 | 2 | 0 | 1 | 36 | | | | |
| Hunter, R.J, g | 5-10 | 1-3 | 4-4 | 0 | 8 | 8 | 1 | 15 | 1 | 0 | 0 | 0 | 32 | | | | |
| Richardson, Rashaad, g | 5-7 | 3-5 | 0-0 | 1 | 1 | 2 | 3 | 13 | 2 | 0 | 0 | 2 | 30 | | | | |
| Green, Ryann | 0-0 | 0-0 | 2-2 | 0 | 1 | 1 | 1 | 2 | 0 | 0 | 0 | 0 | 1 | | | | |
| Shaw, Kevin | 1-1 | 1-1 | 0-0 | 0 | 0 | 0 | 0 | 3 | 0 | 0 | 0 | 0 | 1 | | | | |
| Travers, David | 0-2 | 0-1 | 0-0 | 0 | 0 | 0 | 0 | 0 | 1 | 0 | 0 | 0 | 4 | | | | |
| Solomon, Cameron | 1-4 | 0-0 | 6-8 | 0 | 1 | 1 | 2 | 8 | 0 | 1 | 0 | 0 | 14 | | | | |
| Shipes, T.J. | 0-1 | 0-0 | 0-0 | 1 | 0 | 1 | 2 | 0 | 0 | 0 | 1 | 0 | 8 | | | | |
| Crider, Markus | 1-1 | 0-0 | 0-0 | 1 | 0 | 1 | 4 | 2 | 0 | 2 | 0 | 0 | 6 | | | | |
| Burguillos, Denny | 0-0 | 0-0 | 0-0 | 0 | 1 | 1 | 4 | 0 | 0 | 0 | 0 | 0 | 8 | | | | |
| Totals | 27-59 | 9-20 | 20-23 | 5 | 26 | 31 | 22 | 83 | 13 | 7 | 1 | 3 | 200 | | | | |
| FG% | 1st: 18-34 | 52.9% | 2nd: 9-25 | 36.0% | | | | | Game: 45.8% | | | | | | | | |
| 3FG% | 1st: 6-15 | 40.0% | 2nd: 3-5 | 60.0% | | | | | Game: 45.0% | | | | | | | | |
| FT% | 1st: 0-1 | 0.0% | 2nd: 20-22 | 90.9% | | | | | Game: 87.0% | | | | | | | | |

Score by Periods.....1st 2nd Total
 Delaware.....37 49 86
 Georgia State.....42 41 83
 Officials: Jeff Nichols, Andrew Marotta, Damon Williams

Attendance: 1075

Game 18: Jan. 16, 2013, 7 p.m.

GEORGIA STATE 74, WILLIAM & MARY 58

Georgia State Sports Arena • Atlanta, Ga.

In head coach Ron Hunter's annual "Barefoot for Bare Feet" game, Georgia State overcame a 14-point deficit to earn a 74-58 Colonial Athletic Association victory over William & Mary Wednesday at the GSU Sports Arena.

For the sixth straight season and second time at Georgia State, Hunter coached a game in his bare feet in support of Samaritan's Feet, an organization that distributes shoes to children in need around the world. A season-high crowd of 2,350 turned out for the game.

Manny Atkins scored 21 points and grabbed five steals for Georgia State, which improved to 7-11 overall, 2-3 in the CAA while handing William & Mary (7-9, 1-4 CAA) its sixth straight loss.

Georgia State fell behind 32-18 with three minutes left in the first half before closing with a 10-1 run as Kevin Shaw's 3-pointer just ahead of the halftime buzzer brought the Panthers within 33-28 at the intermission.

The Panthers still trailed 43-40 five minutes into the second half, but Georgia State outscored the Tribe 22-5 over the next 12 minutes to build a 62-49 lead with three minutes to play.

Rashaad Richardson's jumper put the Panthers ahead for good at 44-43 with 14:36. After GSU forced a turnover, Markus Crider made a driving layup, and then Richardson added a layup off for a 48-43 lead.

Leading 50-47, Georgia State scored 10 straight points as David Travers nailed a 3-pointer, Crider grabbed a steal in the backcourt and fed Atkins for a layup, and Richardson drained a three. James Vincent punctuated the spurt with a dunk off an assist from Devonta White, and the Panthers led 60-47 with less than five minutes left.

In addition to Atkins' 21 points, Richardson scored 12 for the Panthers and White added 11.

The Panthers also got strong contributions from the bench as Travers scored a career-high eight points, Crider contributed six points and a career-best eight rebounds, and Ryann Green had two points and four rebounds.

After a sluggish first half, Georgia State shot 52 percent from the field and a perfect 14-for-14 from the free throw line in the second half while committing just one turnover after the intermission.

For the game, the Panthers were 23-for-25 at the charity stripe and have made 43-of-48 over the last two games.

| WILLIAM & MARY 58 | | | | | | | | | | | | | (7-9, 1-4) | | | | |
|---------------------|------------|-------|-----------|--------|----|-----|----|-------------|----|----|-----|-----|------------|--|--|--|--|
| Player | FG | 3P | FT | O | D | Reb | PF | TP | A | TO | Blk | Stl | Min | | | | |
| Rusthoven, Tim, f | 7-14 | 0-0 | 6-7 | 6 | 4 | 10 | 4 | 20 | 3 | 2 | 0 | 0 | 28 | | | | |
| Gaillard, Kyle, f | 2-8 | 0-3 | 2-2 | 2 | 1 | 3 | 5 | 6 | 2 | 1 | 0 | 0 | 31 | | | | |
| Thornton, Marcus, g | 5-12 | 1-6 | 2-2 | 1 | 2 | 3 | 4 | 13 | 4 | 1 | 2 | 1 | 36 | | | | |
| Rum, Matt, g | 2-4 | 1-1 | 0-0 | 0 | 1 | 1 | 1 | 5 | 3 | 3 | 0 | 0 | 32 | | | | |
| Britt, Brandon, g | 1-9 | 0-2 | 1-2 | 0 | 2 | 2 | 1 | 3 | 1 | 0 | 0 | 1 | 31 | | | | |
| Boatner, Julian | 2-3 | 2-3 | 0-0 | 0 | 0 | 0 | 1 | 6 | 1 | 1 | 0 | 0 | 14 | | | | |
| Heldring, Fred | 0-0 | 0-0 | 0-0 | 0 | 0 | 0 | 3 | 0 | 0 | 0 | 0 | 0 | 4 | | | | |
| Tarpey, Terry | 0-0 | 0-0 | 0-0 | 0 | 5 | 5 | 1 | 0 | 0 | 3 | 0 | 0 | 7 | | | | |
| Sheldton, Sean | 0-1 | 0-0 | 2-2 | 0 | 0 | 0 | 1 | 2 | 0 | 1 | 0 | 0 | 8 | | | | |
| Schalk, Tom | 1-2 | 0-0 | 1-1 | 2 | 1 | 3 | 1 | 3 | 0 | 1 | 1 | 0 | 9 | | | | |
| Totals | 20-53 | 4-15 | 14-16 | 12 | 16 | 28 | 22 | 58 | 14 | 13 | 3 | 2 | 200 | | | | |
| FG% | 1st: 11-24 | 45.8% | 2nd: 9-29 | 31.0% | | | | Game: 37.7% | | | | | | | | | |
| 3FG% | 1st: 3-10 | 30.0% | 2nd: 1-5 | 20.0% | | | | Game: 26.7% | | | | | | | | | |
| FT% | 1st: 8-10 | 80.0% | 2nd: 6-6 | 100.0% | | | | Game: 87.5% | | | | | | | | | |

| GEORGIA STATE 74 | | | | | | | | | | | | | (7-11, 2-3) | | | | |
|------------------------|-----------|-------|------------|--------|-------------|-----|----|----|----|----|-----|-----|-------------|--|--|--|--|
| Player | FG | 3P | FT | O | D | Reb | PF | TP | A | TO | Blk | Stl | Min | | | | |
| Atkins, Manny, f | 6-11 | 1-3 | 8-8 | 1 | 4 | 5 | 2 | 21 | 3 | 2 | 0 | 5 | 37 | | | | |
| Vincent, James, c | 1-2 | 0-0 | 2-2 | 1 | 0 | 1 | 4 | 4 | 0 | 0 | 1 | 0 | 17 | | | | |
| White, Devonta, g | 4-10 | 1-5 | 2-2 | 2 | 3 | 5 | 1 | 11 | 5 | 3 | 0 | 0 | 32 | | | | |
| Hunter, R.J., g | 1-7 | 0-4 | 4-5 | 1 | 6 | 7 | 0 | 6 | 1 | 0 | 1 | 0 | 23 | | | | |
| Richardson, Rashaad, g | 5-11 | 2-6 | 0-0 | 0 | 0 | 0 | 1 | 12 | 1 | 2 | 0 | 0 | 29 | | | | |
| Smith, LaRon | 0-0 | 0-0 | 1-2 | 2 | 1 | 3 | 2 | 1 | 0 | 0 | 2 | 0 | 15 | | | | |
| Green, Ryann | 0-1 | 0-1 | 2-2 | 3 | 1 | 4 | 3 | 2 | 0 | 2 | 1 | 0 | 12 | | | | |
| Shaw, Kevin | 1-2 | 1-1 | 0-0 | 1 | 0 | 1 | 0 | 3 | 0 | 0 | 0 | 0 | 1 | | | | |
| Gamble, Tyler | 0-0 | 0-0 | 0-0 | 0 | 0 | 0 | 0 | 0 | 0 | 0 | 0 | 0 | 1 | | | | |
| Travers, David | 2-4 | 2-2 | 2-2 | 0 | 0 | 0 | 1 | 8 | 1 | 0 | 0 | 1 | 11 | | | | |
| Crider, Markus | 2-3 | 0-0 | 2-2 | 3 | 5 | 8 | 2 | 6 | 1 | 3 | 0 | 1 | 22 | | | | |
| Totals | 22-51 | 7-22 | 23-25 | 14 | 20 | 34 | 16 | 74 | 12 | 12 | 5 | 7 | 200 | | | | |
| FG% | 1st: 8-24 | 33.3% | 2nd: 14-27 | 51.9% | Game: 43.1% | | | | | | | | | | | | |
| 3FG% | 1st: 3-11 | 27.3% | 2nd: 4-11 | 36.4% | Game: 31.8% | | | | | | | | | | | | |
| FT% | 1st: 9-11 | 81.8% | 2nd: 14-14 | 100.0% | Game: 92.0% | | | | | | | | | | | | |

Score by Periods.....1st 2nd Total
 William & Mary.....33 25 58
 Georgia State.....28 46 74
 Officials: Jim Bruno, Sean Casady, John Hughes

Attendance: 2350

2012-13 REVIEW

Game 19: Jan. 19, 2013, 7 p.m.

GEORGIA STATE 69, OLD DOMINION 54

Ted Constant Center • Norfolk, Va.

Redshirt-junior Manny Atkins scored 21 points and freshman R.J. Hunter finished with 20 to lead Georgia State to a 69-54 win at the Ted Constant Center on Saturday night.

Atkins has scored 20 or more points in three straight games, while Hunter scored 20 or more for the seventh time this season.

With legendary former head coach Charles "Lefty" Driesell in the building, the Panthers won for the first time at the Ted Constant Center and for just the second time at Old Dominion dating back to the 1977-78 season.

Devonta White added 15 points and tied a career-high with seven assists for Georgia State (8-11, 3-3 CAA). Senior James Vincent tied a career-high with 12 rebounds and blocked four shots, while also collecting three steals.

With his four blocked shots, Vincent tied Torquin Gresham (1997-2000) for fourth most in GSU history. In his two career games in Norfolk, Vincent set career-highs in blocks both times, collecting 11 two years ago.

The loss dropped Old Dominion to 2-16, 0-6 in the CAA.

R.J. Hunter's 3-pointer at the half gave Georgia State a four-point lead, 29-25, going into the locker room as the Monarchs never led.

Hunter shot 6-of-12 from the floor and made 6-of-7 from the free throw line, grabbing four rebounds and two of the Panthers six steals. The Panthers forced the Monarchs into 17 turnovers.

After building a nine-point lead at 42-33 with 16:44 to play, the Monarchs trailed just 57-51 with 5:11 to play. The Panthers finished the game on a 12-3 run. Atkins finished the game 6-of-12 from the floor and 4-of-6 from 3-point range. The redshirt-junior entered the day leading the CAA in 3-point shooting, hitting 40.3 from beyond the arc.

Georgia State held the Monarchs nearly 11 minutes in the first half with just one field goal, however, ODU shot 18 free throws in the opening period, as compared to just eight for the Panthers. The trend reversed in the second half as GSU went to the line 14 times, making 12, and ODU shot just five.

Vincent played in his 105th game on Saturday, moving into a tie for 11th with Terrence Brandon, Travis Williams and Chavelo Holmes.

Atkins made the Panthers first two free throws of the game, extending the Panthers streak to 18 straight made shots dating back to last Wednesday's game against William & Mary before a miss by White in the middle of the first half.

Dimitri Batten led Old Dominion with 14 points off the bench, while Donte Hill scored 13 and pulled down seven rebounds.

GEORGIA STATE 69 (8-11, 3-3)

| Player | FG | 3P | FT | O | D | Reb | PF | TP | A | TO | Blk | Stl | Min |
|-------------------------|-------|------|-------|----|----|-----|----|----|----|----|-----|-----|-----|
| Atkins, Manny, f. | 6-12 | 4-6 | 5-5 | 1 | 4 | 5 | 3 | 21 | 1 | 3 | 0 | 0 | 33 |
| Vincent, James, c. | 1-6 | 0-0 | 0-0 | 5 | 7 | 12 | 4 | 2 | 1 | 2 | 4 | 3 | 30 |
| White, Devonta, g. | 5-14 | 1-4 | 4-8 | 0 | 4 | 4 | 2 | 15 | 7 | 3 | 0 | 0 | 36 |
| Hunter, R.J., g. | 6-12 | 2-6 | 6-7 | 0 | 4 | 4 | 1 | 20 | 2 | 1 | 0 | 2 | 33 |
| Richardson, Rashaad, g. | 2-6 | 0-4 | 0-0 | 2 | 0 | 2 | 3 | 4 | 2 | 2 | 0 | 0 | 32 |
| Smith, LaRon | 0-1 | 0-0 | 1-2 | 0 | 1 | 1 | 1 | 1 | 0 | 1 | 1 | 0 | 6 |
| Green, Ryann | 0-0 | 0-0 | 0-0 | 0 | 0 | 0 | 0 | 0 | 0 | 0 | 0 | 0 | 1 |
| Shaw, Kevin | 0-0 | 0-0 | 0-0 | 0 | 0 | 0 | 0 | 0 | 0 | 0 | 0 | 0 | 0+ |
| Travers, David | 1-2 | 0-0 | 0-0 | 0 | 1 | 1 | 0 | 2 | 1 | 0 | 0 | 0 | 10 |
| Shipes, T.J. | 0-0 | 0-0 | 0-0 | 1 | 0 | 1 | 1 | 0 | 0 | 0 | 0 | 0 | 4 |
| Crider, Markus | 2-4 | 0-0 | 0-0 | 0 | 1 | 1 | 3 | 4 | 0 | 1 | 1 | 1 | 15 |
| Totals | 23-57 | 7-20 | 16-22 | 14 | 23 | 37 | 18 | 69 | 14 | 13 | 6 | 6 | 200 |

| | | | | | | | | |
|------|------|-------|-------|------|-------|-------|-------|-------|
| FG% | 1st: | 11-28 | 39.3% | 2nd: | 12-29 | 41.4% | Game: | 40.4% |
| 3FG% | 1st: | 3-10 | 30.0% | 2nd: | 4-10 | 40.0% | Game: | 35.0% |
| FT% | 1st: | 4-8 | 50.0% | 2nd: | 12-14 | 85.7% | Game: | 72.7% |

OLD DOMINION 54 (2-16, 0-6)

| Player | FG | 3P | FT | O | D | Reb | PF | TP | A | TO | Blk | Stl | Min |
|----------------------|-------|------|-------|----|----|-----|----|----|----|----|-----|-----|-----|
| Wright, Nick, f. | 1-4 | 0-1 | 3-6 | 4 | 3 | 7 | 1 | 5 | 0 | 1 | 0 | 0 | 24 |
| Painter, DeShawn, f. | 2-6 | 0-0 | 2-3 | 1 | 2 | 3 | 3 | 6 | 1 | 2 | 2 | 0 | 26 |
| Baconte, Aaron, g. | 1-7 | 1-4 | 1-2 | 0 | 3 | 3 | 2 | 4 | 1 | 4 | 0 | 1 | 29 |
| Palmore, Keenan, g. | 2-6 | 0-1 | 3-4 | 0 | 4 | 4 | 4 | 7 | 4 | 1 | 1 | 3 | 27 |
| Hill, Donte, g. | 4-9 | 2-7 | 3-4 | 2 | 5 | 7 | 2 | 13 | 4 | 5 | 0 | 0 | 34 |
| Batten, Dimitri | 5-10 | 3-5 | 1-2 | 2 | 2 | 4 | 3 | 14 | 1 | 3 | 1 | 0 | 24 |
| McEwen, Stuart | 0-0 | 0-0 | 0-0 | 0 | 0 | 0 | 0 | 0 | 0 | 0 | 0 | 0 | 4 |
| Ross, Richard | 2-6 | 1-1 | 0-2 | 4 | 3 | 7 | 3 | 5 | 2 | 0 | 5 | 1 | 32 |
| Totals | 17-48 | 7-19 | 13-23 | 13 | 23 | 36 | 18 | 54 | 13 | 17 | 9 | 5 | 200 |

| | | | | | | | | |
|------|------|-------|-------|------|-------|-------|-------|-------|
| FG% | 1st: | 6-19 | 31.6% | 2nd: | 11-29 | 37.9% | Game: | 35.4% |
| 3FG% | 1st: | 2-8 | 25.0% | 2nd: | 5-11 | 45.5% | Game: | 36.8% |
| FT% | 1st: | 11-18 | 61.1% | 2nd: | 2-5 | 40.0% | Game: | 56.5% |

| | | | |
|------------------|-----|-----|-------|
| Score by Periods | 1st | 2nd | Total |
| Georgia State | 29 | 40 | 69 |
| Old Dominion | 25 | 29 | 54 |

Officials: Clarence Armstrong, Louie Andrakakos, Bill Covington, Jr. Attendance: 6493

Game 20: Jan. 21, 2013, 7 p.m.

GEORGIA STATE 71, TOWSON 69

Towson Center Arena • Towson, Md.

Freshman R.J. Hunter's 3-pointer with one-minute to play and blocked shot with less than two seconds left led Georgia State to a 71-69 win over Towson on Monday night at the Towson Center Arena.

Hunter finished with a career-high 27 points on 9-of-19 shooting, hitting four 3-pointers and going a perfect 5-of-5 from the line.

In a tightly contested game that saw 14 ties and nine lead changes, neither team ever led by more than six points.

Towson (10-10, 5-2 CAA), one of the best rebounding teams in the country, was outrebounded by Georgia State (9-11, 4-3 CAA).

Devonta White added 14 points, six assists and five rebounds for the Panthers. Junior Rashaad Richardson chipping in with 11, including a trio of 3-pointers, while pulling down five boards.

Georgia State extended its winning streak to three games and is now 4-4 in games decided by one possession or less.

Up by one with 1:02 remaining and the shot clock winding down, Hunter drained a 3-pointer from the top of the key and from NBA-range to give the Panthers a four-point lead.

After a three-point miss by Towson's Jerome Hairston with 53 seconds left, Marcus Damas got an offensive rebound for the Tigers and Hairston followed with a jumper in the lane with 46 seconds remaining to cut the lead to two.

Hunter missed a 3-pointer with 18 seconds remaining, but with Towson out of timeouts, the Tigers had to come down the court and Damas' 3-pointer with less than two seconds left was blocked by Hunter as Markus Crider pulled down the rebound for GSU, securing the victory.

The Panthers biggest lead of the game was six following a pair of 3-pointers by Atkins and Hunter, giving GSU a 24-18 lead with 5:28 to play in the first half. Georgia State went into the locker room leading 33-31 after Hunter hit three free throws with 1.9 seconds remaining in the half.

Towson opened the second half with two quick 3's to take a 37-33 lead, their biggest lead with 18:01 to play, before Atkins responded with a three to start a 7-0 run as the Panthers went ahead 40-37 with 15:55 to play.

Jerrelle Benimon led Towson with 18 points and 10 rebounds, while Hairston chipped in with 16 and Mike Burwell added 14.

Senior James Vincent scored six points for GSU and pulled down four rebounds, while added three blocked shots. He is now tied with Nate Williams for third in Georgia State history with 113 blocked shots and moved into four in single season history with 51.

GEORGIA STATE 71 (9-11, 4-3)

| Player | FG | 3P | FT | O | D | Reb | PF | TP | A | TO | Blk | Stl | Min |
|-------------------------|-------|-------|-----|---|----|-----|----|----|----|----|-----|-----|-----|
| Atkins, Manny, f. | 3-14 | 2-5 | 1-2 | 2 | 4 | 6 | 0 | 9 | 1 | 2 | 1 | 1 | 38 |
| Vincent, James, c. | 3-6 | 0-0 | 0-0 | 1 | 3 | 4 | 4 | 6 | 0 | 0 | 3 | 1 | 30 |
| White, Devonta, g. | 5-9 | 2-4 | 2-2 | 1 | 4 | 5 | 4 | 14 | 6 | 2 | 0 | 2 | 39 |
| Hunter, R.J., g. | 9-19 | 4-5 | 5-5 | 0 | 3 | 3 | 0 | 27 | 2 | 4 | 1 | 0 | 32 |
| Richardson, Rashaad, g. | 4-5 | 3-4 | 0-0 | 1 | 4 | 5 | 1 | 11 | 1 | 0 | 0 | 0 | 33 |
| Smith, LaRon | 0-1 | 0-0 | 0-0 | 0 | 1 | 1 | 1 | 0 | 0 | 1 | 0 | 0 | 3 |
| Green, Ryann | 0-0 | 0-0 | 0-0 | 0 | 1 | 1 | 0 | 0 | 0 | 1 | 0 | 0 | 5 |
| Shipes, T.J. | 0-0 | 0-0 | 0-0 | 0 | 0 | 0 | 1 | 0 | 0 | 0 | 0 | 0 | 3 |
| Crider, Markus | 2-2 | 0-0 | 0-0 | 3 | 3 | 6 | 4 | 4 | 3 | 0 | 0 | 0 | 17 |
| Totals | 26-56 | 11-22 | 8-9 | 9 | 26 | 35 | 15 | 71 | 13 | 10 | 5 | 4 | 200 |

| | | | | | | | | |
|------|------|-------|-------|------|-------|--------|-------|-------|
| FG% | 1st: | 12-27 | 44.4% | 2nd: | 14-29 | 48.3% | Game: | 46.4% |
| 3FG% | 1st: | 3-8 | 37.5% | 2nd: | 8-14 | 57.1% | Game: | 50.0% |
| FT% | 1st: | 6-7 | 85.7% | 2nd: | 2-2 | 100.0% | Game: | 88.9% |

TOWSON 69 (10-10, 5-2)

| Player | FG | 3P | FT | O | D | Reb | PF | TP | A | TO | Blk | Stl | Min |
|-----------------------|-------|------|-------|----|----|-----|----|----|----|----|-----|-----|-----|
| Damas, Marcus, f. | 3-8 | 2-4 | 3-4 | 2 | 1 | 3 | 3 | 11 | 0 | 0 | 0 | 0 | 30 |
| Benimon, Jerrelle, f. | 7-11 | 0-0 | 4-7 | 5 | 5 | 10 | 2 | 18 | 2 | 2 | 0 | 2 | 37 |
| Dixon, Bilal, f. | 1-2 | 0-0 | 1-1 | 1 | 4 | 5 | 1 | 3 | 0 | 1 | 2 | 0 | 21 |
| Hairston, Jerome, g. | 6-15 | 2-6 | 2-2 | 1 | 4 | 5 | 1 | 16 | 5 | 0 | 0 | 1 | 32 |
| Burwell, Mike, g. | 4-12 | 4-8 | 2-2 | 0 | 3 | 3 | 0 | 14 | 1 | 1 | 1 | 0 | 30 |
| Walden, Kris | 0-3 | 0-2 | 0-0 | 0 | 0 | 0 | 1 | 0 | 1 | 0 | 0 | 1 | 12 |
| Parker-Rivera, Timajh | 0-2 | 0-0 | 0-0 | 0 | 1 | 1 | 1 | 0 | 0 | 1 | 0 | 0 | 12 |
| Guthrie, Rafiel | 1-3 | 1-2 | 4-6 | 0 | 1 | 1 | 2 | 7 | 1 | 0 | 0 | 1 | 19 |
| Flash, Jamel | 0-0 | 0-0 | 0-0 | 0 | 0 | 0 | 1 | 0 | 0 | 1 | 0 | 0 | 7 |
| Totals | 22-56 | 9-22 | 16-22 | 10 | 21 | 31 | 12 | 69 | 10 | 6 | 3 | 5 | 200 |

| | | | | | | | | |
|------|------|-------|-------|------|-------|-------|-------|-------|
| FG% | 1st: | 11-28 | 39.3% | 2nd: | 11-28 | 39.3% | Game: | 39.3% |
| 3FG% | 1st: | 4-11 | 36.4% | 2nd: | 5-11 | 45.5% | Game: | 40.9% |
| FT% | 1st: | 5-6 | 83.3% | 2nd: | 11-16 | 68.8% | Game: | 72.7% |

| | | | |
|------------------|-----|-----|-------|
| Score by Periods | 1st | 2nd | Total |
| Georgia State | 33 | 38 | 71 |
| Towson | 31 | 38 | 69 |

Officials: Tim Clougherty, Brian Dorsey, Roger Ayers

Attendance: 1441



Game 21: Jan. 23, 2013, 7 p.m.

GEORGIA STATE 81, UNCW 63

Georgia State Sports Arena • Atlanta, Ga.

Manny Atkins and R.J. Hunter scored 19 points each and Devonta White added 17 as Georgia State won its fourth straight game with an 81-63 victory over UNCW Wednesday at the GSU Sports Arena.

By winning their fourth game in eight days, the Panthers improved to 10-11 overall, 5-3 in the Colonial Athletic Association.

UNCW's Keith Rendleman tied his season high with 23 points and grabbed 10 rebounds for his third straight double-double, but the Seahawks fell to 7-11, 2-4 CAA.

Georgia State shot 51 percent from the field, and the Panthers forced 17 turnovers, which they converted into 30 points.

Hunter, one of the nation's top scoring freshmen, also contributed six rebounds, six assists, three steals and two blocks. His streak of 15 straight made free throws came to an end in the second half.

Atkins, the reigning CAA Player of the Week, had four assists, four steals and four rebounds to go along with his 19 points. The top 3-point shooter in the conference hit 3-of-5 attempts from beyond the arc.

The Panthers again got strong contributions from their bench, including Markus Crider, who had six points, a career-best 10 rebounds and two blocked shots.

After trailing early, Georgia State took a 42-33 lead at the intermission. The Panthers shot 50 percent in the first half, including 7-for-15 from three-point range. GSU led by as many as 19, but a late 7-0 run by the Seahawks cut into the lead.

UNCW pulled within six at 46-40 early in the second half, but back-to-back treys by White and Hunter, sandwiched around a Seahawk bucket, pushed the Panthers lead to 52-42. UNCW never got closer than nine points the rest of the way.

Senior James Vincent added a pair of blocked shots to move into third place on GSU's all-time blocked shots list.

Freshman David Travers came off the bench to score five points, making a pair of baskets and a free throw in 16 minutes of action, while Rashaad Richardson chipped in with eight points on 3-of-4 shooting.

The win gave the Panthers five straight over the visiting Seahawks.

Georgia State outscored UNCW 30-7 off turnovers, forcing the Seahawks to give the ball up 17 times on 13 GSU steals, just one short of a season high.

Chris Dixon added 20 points for UNCW which fell to 0-10 on the road this season.

| UNCW 63 | | | | | | | | | | | | | (7-11, 2-4) | | |
|-----------------------------|-------|-------|-------|-------|-------|-------|----|-------|----|----|-----|-----|-------------|--|--|
| Player | FG | 3P | FT | O | D | Reb | PF | TP | A | TO | Blk | Stl | Min | | |
| Rendelman, Keith, f..... | 9-11 | 1-1 | 4-5 | 5 | 5 | 10 | 2 | 23 | 0 | 2 | 3 | 1 | 36 | | |
| Williams, , Cedrick, f..... | 0-1 | 0-0 | 0-2 | 0 | 2 | 2 | 3 | 0 | 0 | 1 | 1 | 1 | 22 | | |
| Dixon, Chris, g..... | 6-15 | 3-6 | 5-7 | 0 | 3 | 3 | 2 | 20 | 4 | 4 | 1 | 1 | 39 | | |
| Jackson, Freddie, g..... | 1-6 | 0-3 | 1-2 | 0 | 2 | 2 | 1 | 2 | 2 | 0 | 0 | 0 | 21 | | |
| Ponder, Craig, g..... | 0-3 | 0-1 | 1-2 | 0 | 1 | 1 | 2 | 1 | 2 | 5 | 0 | 0 | 19 | | |
| Graham, Tyree..... | 2-6 | 2-6 | 0-0 | 0 | 0 | 0 | 1 | 6 | 1 | 3 | 0 | 2 | 19 | | |
| Milson, Tanner..... | 2-4 | 2-4 | 0-0 | 0 | 1 | 1 | 3 | 6 | 1 | 2 | 0 | 0 | 17 | | |
| Hager, Luke..... | 1-4 | 0-1 | 1-2 | 1 | 4 | 5 | 2 | 3 | 1 | 0 | 0 | 1 | 19 | | |
| Anderson, Nate..... | 0-0 | 0-0 | 0-0 | 0 | 1 | 1 | 0 | 0 | 0 | 0 | 0 | 0 | 2 | | |
| Reybold, Shane..... | 0-0 | 0-0 | 2-2 | 0 | 0 | 0 | 1 | 2 | 0 | 0 | 0 | 1 | 5 | | |
| Graham, Marcus..... | 0-0 | 0-0 | 0-0 | 0 | 0 | 0 | 0 | 0 | 0 | 0 | 0 | 0 | 1 | | |
| Totals..... | 21-50 | 8-22 | 13-20 | 7 | 21 | 28 | 17 | 63 | 11 | 17 | 5 | 7 | 200 | | |
| FG% 1st: | 10-26 | 38.5% | 2nd: | 11-24 | 45.8% | Game: | | 42.0% | | | | | | | |
| 3FG% 1st: | 6-12 | 50.0% | 2nd: | 2-10 | 20.0% | Game: | | 36.4% | | | | | | | |
| FT% 1st: | 7-8 | 87.5% | 2nd: | 6-12 | 50.0% | Game: | | 65.0% | | | | | | | |

| GEORGIA STATE 81 | | | | | | | | | | | | | (10-11, 5-3) | | |
|-----------------------------|-------|-------|-------|-------|-------|-------|----|-------|----|----|-----|-----|--------------|--|--|
| Player | FG | 3P | FT | O | D | Reb | PF | TP | A | TO | Blk | Stl | Min | | |
| Atkins, Manny, f..... | 5-11 | 3-5 | 6-6 | 2 | 2 | 4 | 4 | 19 | 4 | 2 | 0 | 4 | 30 | | |
| Vincent, James, c..... | 2-3 | 0-0 | 0-0 | 1 | 3 | 4 | 1 | 4 | 0 | 1 | 2 | 0 | 31 | | |
| White, Devonta, g..... | 6-14 | 1-5 | 4-5 | 0 | 4 | 4 | 3 | 17 | 2 | 4 | 0 | 3 | 33 | | |
| Hunter, R.J., g..... | 6-13 | 2-7 | 5-8 | 2 | 4 | 6 | 0 | 19 | 6 | 1 | 2 | 3 | 31 | | |
| Richardson, Rashaad, g..... | 3-4 | 2-3 | 0-0 | 0 | 1 | 1 | 4 | 8 | 1 | 0 | 0 | 1 | 21 | | |
| Green, Ryann..... | 0-2 | 0-1 | 0-0 | 0 | 1 | 1 | 0 | 0 | 0 | 0 | 0 | 0 | 3 | | |
| Gamble, Tyler..... | 0-0 | 0-0 | 0-0 | 0 | 0 | 0 | 0 | 0 | 0 | 0 | 0 | 0 | 1 | | |
| Travers, David..... | 2-2 | 1-1 | 0-1 | 0 | 0 | 0 | 2 | 5 | 1 | 1 | 0 | 1 | 16 | | |
| Shipes, T.J..... | 1-1 | 0-0 | 1-2 | 0 | 2 | 2 | 1 | 3 | 1 | 0 | 0 | 1 | 9 | | |
| Crider, Markus..... | 3-5 | 0-0 | 0-0 | 3 | 7 | 10 | 0 | 6 | 1 | 2 | 2 | 0 | 25 | | |
| Totals..... | 28-55 | 9-22 | 16-22 | 8 | 25 | 33 | 15 | 81 | 16 | 11 | 6 | 13 | 200 | | |
| FG% 1st: | 14-28 | 50.0% | 2nd: | 14-27 | 51.9% | Game: | | 50.9% | | | | | | | |
| 3FG% 1st: | 7-15 | 46.7% | 2nd: | 2-7 | 28.6% | Game: | | 40.9% | | | | | | | |
| FT% 1st: | 7-8 | 87.5% | 2nd: | 9-14 | 64.3% | Game: | | 72.7% | | | | | | | |

| | | | |
|-----------------------|-----|-----|-------|
| Score by Periods..... | 1st | 2nd | Total |
| UNCW..... | 33 | 30 | 63 |
| Georgia State..... | 42 | 39 | 81 |

Officials: Jerry Heater, Matt Oblas, Robert Adams

Attendance: 1427

Game 22: Jan. 26, 2013, 12 p.m.

DREXEL 68, GEORGIA STATE 57

Daskalakis Athletic Center • Philadelphia, Pa.

Drexel held Georgia State without a field goal for nearly 14 minutes en route to a 68-57 win at the Daskalakis Athletic Center on Saturday afternoon. The loss snapped Georgia State's four-game winning streak.

Reigning CAA co-Player of the Week Manny Atkins led the Panthers with his first career double-double, scoring 15 points and grabbing 10 rebounds, going a perfect 8-of-8 from the free throw line.

Despite shooting just 27.7 percent from the floor, Georgia State (10-12, 5-4 CAA) hit an impressive 25-of-29 from the free throw line to stay in the game after making just four field goals in the opening half.

Drexel (8-11, 4-3 CAA) was led by Damion Lee who scored 20 points, hitting four 3-pointers, including a pair that pushed the Dragons lead to double-digits in the second half after the Panthers had cut it to three with 10 minutes to play.

"Unfortunately, we played like a team playing its fifth game in 11 days today," head coach Ron Hunter said. "Although I am disappointed with the loss, I am proud that our guys continued to fight. Bruiser (Flint) had his team ready to play today and they came out and played Drexel basketball."

Junior Devonta White added 14 points for the Panthers, while junior Rashaad Richardson added 12, scoring in double digits for the fourth time in the last six games.

The Panthers built an early five-point lead five minutes into the game as Atkins and Richardson each hit 3-pointers in the first four minutes.

Drexel then held the Panthers without a field goal for the final 8:35 of the first half and nearly six minutes to start the second half.

GSU hit just four field goals in the opening period, including three 3-pointers, finishing 4-of-23 from the floor and 3-of-10 from beyond the arc. The Panthers were saved by going 11-of-12 from the free throw line to start the game.

Drexel closed out the first half leading by five, 27-22.

Trailing by nine with 12:35 to play, Georgia State used a 6-0 run to cut the Dragons lead to three with 10:28 to play.

The Dragons responded a few minutes later with an 8-0 run, including the pair of three-pointers by Lee to take a 54-42 lead with 6:14 to play.

Frantz Massenat added 15 points and, eight assists and five rebounds for Drexel, with Derrick Thomas coming off the bench to score 14.

Drexel limited GSU freshman R.J. Hunter to eight points on 1-of-9 shooting, going a perfect 6-of-6 from the free throw line. The Dragons finished the game 21-of-22 from the line, shooting 45.5 percent from the floor and outrebounding the Panthers 33-26.

| GEORGIA STATE 57 | | | | | | | | | | | (10-12, 5-4) | | | |
|-----------------------------|-------|-------|-------|-------|-------|-------|----|-------|---|----|--------------|-----|-----|--|
| Player | FG | 3P | FT | O | D | Reb | PF | TP | A | TO | Blk | Stl | Min | |
| Atkins, Manny, f..... | 3-12 | 1-4 | 8-8 | 1 | 9 | 10 | 2 | 15 | 3 | 1 | 1 | 1 | 37 | |
| Vincent, James, f..... | 0-2 | 0-0 | 2-2 | 2 | 1 | 3 | 2 | 2 | 0 | 1 | 2 | 0 | 28 | |
| White, Devonta, g..... | 3-10 | 1-3 | 7-9 | 1 | 1 | 2 | 3 | 14 | 4 | 0 | 0 | 1 | 33 | |
| Hunter, R.J., g..... | 1-9 | 0-4 | 6-6 | 1 | 2 | 3 | 3 | 8 | 0 | 2 | 1 | 2 | 33 | |
| Richardson, Rashaad, g..... | 4-9 | 4-7 | 0-0 | 0 | 2 | 2 | 4 | 12 | 0 | 0 | 0 | 0 | 35 | |
| Green, Ryann..... | 0-0 | 0-0 | 0-0 | 0 | 0 | 0 | 1 | 0 | 0 | 0 | 0 | 0 | 2 | |
| Travers, David..... | 1-2 | 0-0 | 0-0 | 0 | 0 | 0 | 0 | 2 | 2 | 0 | 0 | 0 | 6 | |
| Shipes, T.J..... | 0-0 | 0-0 | 0-0 | 0 | 0 | 0 | 2 | 0 | 0 | 1 | 0 | 0 | 7 | |
| Crider, Markus..... | 1-3 | 0-0 | 2-4 | 1 | 2 | 3 | 4 | 4 | 0 | 0 | 0 | 0 | 19 | |
| Totals..... | 13-47 | 6-18 | 25-29 | 7 | 19 | 26 | 21 | 57 | 9 | 5 | 4 | 4 | 200 | |
| FG% 1st: | 4-23 | 17.4% | 2nd: | 9-24 | 37.5% | Game: | | 27.7% | | | | | | |
| 3FG% 1st: | 3-10 | 30.0% | 2nd: | 3-8 | 37.5% | Game: | | 33.3% | | | | | | |
| FT% 1st: | 11-12 | 91.7% | 2nd: | 14-17 | 82.4% | Game: | | 86.2% | | | | | | |

| DREXEL 68 | | | | | | | | | | (8-11, 4-3) | | | | |
|--------------------------|-------|-------|-------|-------|--------|-------|----|-------|----|-------------|-----|-----|-----|--|
| Player | FG | 3P | FT | O | D | Reb | PF | TP | A | TO | Blk | Stl | Min | |
| Abif, Kazembe, f..... | 2-2 | 0-0 | 0-0 | 2 | 2 | 4 | 2 | 4 | 1 | 2 | 1 | 1 | 31 | |
| Allen, Tavon, f..... | 1-3 | 0-1 | 2-2 | 0 | 3 | 3 | 1 | 4 | 1 | 1 | 0 | 0 | 16 | |
| Ruffin, Dartay, f..... | 2-5 | 0-0 | 3-4 | 1 | 5 | 6 | 4 | 7 | 0 | 0 | 1 | 0 | 28 | |
| Massenat, Frantz, g..... | 3-9 | 1-6 | 8-8 | 0 | 5 | 5 | 3 | 15 | 8 | 2 | 0 | 0 | 34 | |
| Lee, Damion, g..... | 5-1 | 4-9 | 6-6 | 0 | 5 | 5 | 3 | 20 | 2 | 0 | 0 | 0 | 34 | |
| Younger, Aquil..... | 1-2 | 0-0 | 0-0 | 0 | 1 | 1 | 2 | 2 | 1 | 2 | 0 | 1 | 6 | |
| Thomas, Derrick..... | 5-10 | 2-5 | 2-2 | 1 | 2 | 3 | 2 | 14 | 2 | 1 | 0 | 0 | 31 | |
| McCoy, Daryl..... | 1-2 | 0-0 | 0-0 | 0 | 4 | 4 | 2 | 2 | 1 | 1 | 0 | 0 | 20 | |
| Totals..... | 20-44 | 7-21 | 21-22 | 5 | 28 | 33 | 19 | 68 | 16 | 9 | 2 | 2 | 200 | |
| FG% 1st: | 9-19 | 47.4% | 2nd: | 11-25 | 44.0% | Game: | | 45.5% | | | | | | |
| 3FG% 1st: | 2-8 | 25.0% | 2nd: | 5-13 | 38.5% | Game: | | 33.3% | | | | | | |
| FT% 1st: | 7-8 | 87.5% | 2nd: | 14-14 | 100.0% | Game: | | 95.5% | | | | | | |

| | | | |
|-----------------------|-----|-----|-------|
| Score by Periods..... | 1st | 2nd | Total |
| Georgia State..... | 22 | 35 | 57 |
| Drexel..... | 27 | 41 | 68 |

Officials: Tim Kelly, Sean Hull, Earl Robinson

Attendance: 2532

2012-13 REVIEW

Game 23: Jan. 30, 2013, 7 p.m.

GEORGIA STATE 78, NORTHEASTERN 73

Matthews Arena • Boston, Mass.

Georgia State overcame an 11-point first half deficit and freshman R.J. Hunter tied a career-high with 27 points as the Panthers earned a 78-73 victory over first place Northeastern at Matthews Arena on Wednesday night.

Georgia State (11-12, 6-4 CAA) won for the fifth time in six games, while Northeastern (13-8, 8-1 CAA) had its eight-game winning streak snapped as the Huskies dropped their first game in conference play.

Hunter, who helped cut the deficit in the first half with 12 straight Panther points, tied his career-high set just over a week ago, hitting 10-of-18 from the floor, including 5-of-11 from 3-point range. His biggest play might have been on defense, blocking Jonathan Lee's jumper with under 20 seconds to play that would have tied game.

The two top 3-point shooting teams in the CAA combined to make 22 3-pointers. The Panthers hit 42.3 percent compared to 47.8 percent for Northeastern. However, after the Huskies made 8-of-11 in the first half, went just 3-of-12 in the second half.

Rashaad Richardson and Devonta White each added 13 for the Panthers, while redshirt-junior Manny Atkins chipped in 12 points, six rebounds and five assists.

The Panthers trailed 52-42 early in the second half before responding with a 12-0 run, holding Northeastern without a point for more than six minutes to take a two-point lead with 13:55 to play.

The Huskies drought continued without making a field goal for more than 11 minutes as Georgia State built its lead to 66-54 with 7:47 to play.

Northeastern responded and had a chance to tie it down three with 1:31 to play, but Joel Smith made just one of three free throws to cut the deficit to two, 72-70.

After White made a pair of free throws for the Panthers, Lee hit a three with 10.9 seconds to play as GSU led 74-73.

White made two more free throws with 10.4 seconds to play to put GSU back up three. Lee came down the court and missed a three with five seconds to play and GSU came up with the rebound before Richardson made two free throws with 0.2 seconds to play.

Hunter kept the Panthers in the game late in the first half, scoring 12 straight Panther points. The reigning CAA co-Rookie of the Week scored 20 or more points for the ninth time this season.

Georgia State trailed the entire first half as Northeastern shot 64.3 percent from the floor and made 8-of-11 from 3-point range to take a seven-point half-time lead.

The Panthers shot 50.9 percent for the game and 42.3 percent from three-point range.

GEORGIA STATE 78 (11-12, 6-4)

| Player | FG | 3P | FT | O | D | Reb | PF | TP | A | TO | Blk | Stl | Min |
|-----------------------------|-------|-------|-------|-------|-------|-------|-------|----|----|----|-----|-----|-----|
| Atkins, Manny, f..... | 5-8 | 0-2 | 2-2 | 2 | 4 | 6 | 4 | 12 | 5 | 5 | 0 | 1 | 37 |
| Crider, Markus, f..... | 1-2 | 0-0 | 1-2 | 1 | 1 | 2 | 2 | 3 | 1 | 0 | 1 | 0 | 16 |
| White, Devonta, g..... | 4-14 | 1-4 | 4-6 | 0 | 2 | 2 | 0 | 13 | 5 | 1 | 0 | 0 | 34 |
| Hunter, R.J., g..... | 10-18 | 5-11 | 2-2 | 2 | 2 | 4 | 4 | 27 | 5 | 5 | 1 | 2 | 35 |
| Richardson, Rashaad, g..... | 4-7 | 3-6 | 2-2 | 0 | 6 | 6 | 1 | 13 | 0 | 0 | 0 | 4 | 37 |
| Smith, LaRon..... | 0-0 | 0-0 | 0-0 | 0 | 0 | 0 | 0 | 0 | 0 | 0 | 0 | 0 | 2 |
| Green, Ryan..... | 0-0 | 0-0 | 0-0 | 0 | 0 | 0 | 0 | 0 | 0 | 0 | 0 | 0 | 1 |
| Travers, David..... | 2-4 | 2-3 | 0-0 | 0 | 0 | 0 | 0 | 6 | 3 | 1 | 0 | 1 | 13 |
| Vincent, James..... | 2-2 | 0-0 | 0-0 | 5 | 2 | 7 | 3 | 4 | 1 | 0 | 0 | 0 | 25 |
| Totals..... | 28-55 | 11-26 | 11-14 | 12 | 17 | 29 | 15 | 78 | 20 | 13 | 2 | 8 | 200 |
| FG% 1st: | 14-27 | 51.9% | 2nd: | 14-28 | 50.0% | Game: | 50.9% | | | | | | |
| 3FG% 1st: | 6-15 | 40.0% | 2nd: | 5-11 | 45.5% | Game: | 42.3% | | | | | | |
| FT% 1st: | 5-6 | 83.3% | 2nd: | 6-8 | 75.0% | Game: | 78.6% | | | | | | |

NORTHEASTERN 73 (13-8, 8-1)

| Player..... | FG | 3P | FT | O | D | Reb | PF | TP | A | TO | Blk | Stl | Min |
|----------------------------|-------|-------|-------|------|-------|-------|-------|----|----|----|-----|-----|-----|
| Ford, Quincy, f..... | 1-5 | 1-3 | 0-0 | 0 | 3 | 3 | 0 | 3 | 3 | 5 | 1 | 1 | 22 |
| Spencer, Reggie, f..... | 6-8 | 0-0 | 5-6 | 4 | 5 | 9 | 4 | 17 | 1 | 2 | 1 | 1 | 34 |
| Walker, David, g..... | 3-8 | 2-5 | 0-0 | 1 | 1 | 2 | 2 | 8 | 5 | 1 | 0 | 1 | 29 |
| Lee, Jonathan, g..... | 4-8 | 3-6 | 3-4 | 1 | 2 | 3 | 0 | 14 | 4 | 3 | 0 | 1 | 33 |
| Smith, Joel, g..... | 6-8 | 2-4 | 2-4 | 1 | 2 | 3 | 4 | 16 | 2 | 2 | 1 | 1 | 34 |
| Pollard, Demetrius..... | 6-9 | 3-5 | 0-0 | 1 | 1 | 2 | 3 | 15 | 2 | 1 | 0 | 1 | 27 |
| Banegas-Flores, Marco..... | 0-0 | 0-0 | 0-0 | 0 | 0 | 0 | 2 | 0 | 1 | 0 | 0 | 0 | 7 |
| Marshavelski, Dinko..... | 0-0 | 0-0 | 0-0 | 0 | 0 | 0 | 0 | 0 | 0 | 2 | 0 | 0 | 2 |
| Stahl, Zach..... | 0-3 | 0-0 | 0-0 | 0 | 0 | 0 | 0 | 0 | 1 | 0 | 0 | 0 | 12 |
| Totals..... | 26-49 | 11-23 | 10-14 | 8 | 16 | 24 | 15 | 73 | 19 | 16 | 3 | 6 | 200 |
| FG% 1st: | 18-28 | 64.3% | 2nd: | 8-21 | 38.1% | Game: | 53.1% | | | | | | |
| 3FG% 1st: | 8-11 | 72.7% | 2nd: | 3-12 | 25.0% | Game: | 47.8% | | | | | | |
| FT% 1st: | 2-3 | 66.7% | 2nd: | 8-11 | 72.7% | Game: | 71.4% | | | | | | |

| | | | |
|-----------------------|-----|-----|-------|
| Score by Periods..... | 1st | 2nd | Total |
| Georgia State..... | 39 | 39 | 78 |
| Northeastern..... | 46 | 27 | 73 |

Officials: Jeff Nichols, William Humes, Tony Dawkins

Attendance: 1845

Game 24: Feb. 2, 2013, 2 p.m.

GEORGIA STATE 83, OLD DOMINION 63

Georgia State Sports Arena • Atlanta, Ga.

Freshman R.J. Hunter poured in a career-high 38 points, including a school and Colonial Athletic Association record 10 3-pointers, as Georgia State dismantled Old Dominion 83-63 Saturday at the GSU Sports Arena.

The Panthers won for the sixth time in their last seven games and handed Old Dominion (2-19, 0-9 CAA) its ninth straight loss to improve to 12-12, 7-4 in the CAA.

Hunter, one of the top freshman scorers in the nation, hit 10-of-15 shots from beyond the arc and 12-of-18 overall. His 38-point effort is the high for any CAA player this season and the most by a Georgia State player since Anton Reese scored 38 against Kansas State on Nov. 28, 1998. Only six Panthers have ever scored more points in a game.

At one-point in the second half, Hunter scored 19 straight Panther points with five 3-pointers, two free throws and a dunk.

The 10 treys by Hunter equalled the CAA record originally set by Dre Smith of Georgia Mason, who hit 10 against James Madison on Jan. 19, 2008.

As a team, Georgia State nailed 16 3-pointers, the second-most in any game in school history. The GSU record is 21 versus West Florida on Dec. 12, 2003, and the Panthers had not hit as many as 16 since 2005.

Manny Atkins added 16 points and nine rebounds for the Panthers, including four treys, while Devonta White had 10 points and eight assists. Rashaad Richardson chipped in with eight points and five steals. Hunter also contributed five rebounds, two blocked shots and two steals.

Atkins missed a double-double by just one rebound for the fourth time this season. He has made 19 straight free throws, just four shy of the school record.

The Panthers shot a season-high 53.8 percent from the field.

Georgia State jumped out quickly, opening the game with four straight 3-pointers to take an early 12-1 lead. ODU fought back and led briefly at 24-22 with six minutes left before the Panthers ended the half with a 33-28 advantage.

Behind treys by Hunter (two), Atkins and Richardson, the Panthers opened the second half with a 16-7 run to build a 49-35 lead at the first media timeout. From there, the Panthers lead never dipped below 12 points and climbed to as many as 23.

Richardson finished with five of the Panthers 10 steals, a career-high for the junior.

DeShawn Painter led Old Dominion with 15 points and a career-high 14 rebounds. The Monarchs outrebounded Georgia State 43-31 including 21-5 on the offensive glass, but shot just 32.3 percent from the field.

OLD DOMINION 63 (2-19, 0-9)

| Player | FG | 3P | FT | O | D | Reb | PF | TP | A | TO | Blk | Stl | Min |
|--------------------------|-------|-------|-------|-------|-------|-------|-------|----|----|----|-----|-----|-----|
| Painter, DeShawn, f..... | 5-15 | 0-1 | 5-7 | 8 | 6 | 14 | 1 | 15 | 2 | 2 | 0 | 1 | 34 |
| Ross, Richard, f..... | 6-10 | 0-1 | 3-4 | 5 | 4 | 9 | 0 | 15 | 0 | 1 | 0 | 1 | 35 |
| Bacote, Aaron, g..... | 1-4 | 1-4 | 4-6 | 0 | 2 | 2 | 4 | 7 | 1 | 0 | 0 | 1 | 20 |
| Palmore, Keenan, g..... | 1-8 | 0-2 | 2-2 | 1 | 2 | 3 | 5 | 4 | 4 | 4 | 0 | 0 | 29 |
| Batten, Dimitri, g..... | 3-8 | 1-5 | 2-3 | 1 | 3 | 4 | 3 | 9 | 3 | 4 | 1 | 0 | 30 |
| Wright, Nick..... | 5-13 | 2-3 | 1-3 | 2 | 2 | 4 | 2 | 13 | 0 | 0 | 0 | 1 | 18 |
| Shaw, Martin..... | 0-0 | 0-0 | 0-0 | 0 | 0 | 0 | 0 | 0 | 0 | 0 | 0 | 0 | 1 |
| McEwen, Stuart..... | 0-2 | 0-2 | 0-0 | 0 | 1 | 1 | 1 | 0 | 0 | 0 | 0 | 0 | 12 |
| Hill, Dante..... | 0-5 | 0-3 | 0-0 | 1 | 1 | 2 | 1 | 0 | 0 | 2 | 0 | 0 | 21 |
| Totals..... | 21-65 | 4-21 | 17-25 | 21 | 22 | 43 | 17 | 63 | 10 | 13 | 1 | 4 | 200 |
| FG% 1st: | 11-32 | 34.4% | 2nd: | 10-33 | 30.3% | Game: | 32.3% | | | | | | |
| 3FG% 1st: | 2-11 | 18.2% | 2nd: | 2-10 | 20.0% | Game: | 19.0% | | | | | | |
| FT% 1st: | 4-5 | 80.0% | 2nd: | 13-20 | 65.0% | Game: | 68.0% | | | | | | |

GEORGIA STATE 83 (12-12, 7-4)

| Player | FG | 3P | FT | O | D | Reb | PF | TP | A | TO | Blk | Stl | Min |
|-----------------------------|-------|-------|-------|-------|-------|-------|-------|----|----|----|-----|-----|-----|
| Atkins, Manny, f..... | 5-10 | 4-8 | 2-2 | 2 | 7 | 9 | 2 | 16 | 2 | 2 | 0 | 1 | 37 |
| Vincent, James, c..... | 1-1 | 0-0 | 1-3 | 1 | 6 | 7 | 4 | 3 | 1 | 1 | 2 | 0 | 32 |
| White, Devonta, g..... | 4-7 | 0-2 | 2-3 | 0 | 1 | 1 | 3 | 10 | 8 | 6 | 0 | 1 | 32 |
| Hunter, R.J., g..... | 12-18 | 10-15 | 4-5 | 0 | 5 | 5 | 1 | 38 | 0 | 2 | 2 | 2 | 37 |
| Richardson, Rashaad, g..... | 3-11 | 2-7 | 0-0 | 0 | 2 | 2 | 2 | 8 | 3 | 0 | 0 | 5 | 36 |
| Green, Ryan..... | 0-0 | 0-0 | 0-0 | 0 | 1 | 1 | 0 | 0 | 0 | 0 | 0 | 0 | 1 |
| Shaw, Kevin..... | 0-0 | 0-0 | 0-0 | 0 | 0 | 0 | 0 | 0 | 0 | 0 | 0 | 0 | 1 |
| Gamble, Tyler..... | 1-1 | 0-0 | 0-0 | 0 | 0 | 0 | 0 | 2 | 0 | 0 | 0 | 0 | 1 |
| Travers, David..... | 0-2 | 0-1 | 1-2 | 1 | 0 | 1 | 1 | 1 | 0 | 0 | 0 | 0 | 9 |
| Shipes, T.J..... | 0-0 | 0-0 | 0-0 | 0 | 0 | 0 | 0 | 0 | 0 | 0 | 0 | 0 | 1 |
| Crider, Markus..... | 2-2 | 0-0 | 1-1 | 1 | 1 | 2 | 5 | 5 | 2 | 1 | 0 | 1 | 13 |
| Totals..... | 28-52 | 16-33 | 11-16 | 5 | 26 | 31 | 18 | 83 | 16 | 13 | 4 | 10 | 200 |
| FG% 1st: | 10-24 | 41.7% | 2nd: | 18-28 | 64.3% | Game: | 53.8% | | | | | | |
| 3FG% 1st: | 7-18 | 38.9% | 2nd: | 9-15 | 60.0% | Game: | 48.5% | | | | | | |
| FT% 1st: | 6-7 | 85.7% | 2nd: | 5-9 | 55.6% | Game: | 68.8% | | | | | | |

| | | | |
|-----------------------|-----|-----|-------|
| Score by Periods..... | 1st | 2nd | Total |
| Old Dominion..... | 28 | 35 | 63 |
| Georgia State..... | 33 | 50 | 83 |

Officials: Sean Casady, Tim Comer, Jeffrey Smith

Attendance: 2140



Game 25: Feb. 6, 2013, 7 p.m.

UNCW 76, GEORGIA STATE 72

Trask Coliseum • Wilmington, N.C.

Georgia State nearly overcame a 14-point second half deficit before falling to UNCW 76-72 on Wednesday night at Trask Coliseum. Freshman R.J. Hunter scored 26 points, his third straight game scoring 25 or more points.

Georgia State (12-13, 7-5 CAA) had its two-game winning streak snapped, while UNCW (9-14, 4-7 CAA) snapped its three-game losing streak with the victory.

The Seahawks shot 52.9 percent from the floor and 9-of-18 from 3-point range for the game, after shooting 61.5 percent in the first half.

After earning CAA Player and Rookie of the Week honors on Monday, Hunter finished the first half with 20 points, going 7-of-11 from the floor and hitting all five 3-point attempts. He finished the game going 9-of-16 from the floor and 6-of-7 from 3-point range.

Rendleman scored 15 points and pulled down 10 rebounds for his 13th double-double of the season. He finished 5-of-8 from the floor and 5-of-7 from the free throw line.

Junior Devonta White led the Panthers second half charge, scoring 16 of his 19 points after halftime. Redshirt-junior Manny Atkins added 12 points for GSU, while senior James Vincent chipped in with eight points and seven rebounds.

Vincent played in his 111th career game to move into a tie for ninth place on GSU's all-time list with Herman Favors.

Trailing by 10, 68-58, with 6:19 to play, Georgia State responded with an 8-0 run to cut the deficit to two, 68-66, with 3:48 to play.

After a pair of Seahawk baskets pushed the lead by to six with 2:22 to play, Hunter responded with a put-back off a White miss to cut the lead to four with 1:26 remaining. After a defensive stop, Atkins hit a pair of free throws, cutting the lead to 72-70 with 34 seconds remaining.

Craig Ponder, who finished with a team-high 17 points, made two free throws with 20.4 seconds remaining, giving UNCW a 74-70 lead.

Georgia State had one last chance as a foul by Chris Dixon sent White to the free throw line with 16.9 seconds remaining. After hitting both to cut it to 74-72, White fouled Cedrick Williams who made both shots which would seal the victory.

Atkins streak of 19 straight made free throws came to an end in the first half. The streak was just four shy of the school record of 23 held by Nate Williams.

Hunter scored 13 straight GSU points at one point in the first half, the third straight game that he had a double-digit streak for the Panthers.

Williams finished with 14 points and six rebounds off the bench for UNCW, while Freddie Jackson finished with 10 points.

Georgia State shot 47.3 percent for the game and hit 9-of-17 3-pointers, but managed to make just 11-of-17 from the free throw line.

GEORGIA STATE 72

(12-13, 7-5)

| Player | FG | 3P | FT | O | D | Reb | PF | TP | A | TO | Blk | Stl | Min |
|----------------------------|-------|------|-------|---|----|-----|----|----|----|----|-----|-----|-----|
| Atkins, Manny, f..... | 4-11 | 1-3 | 3-6 | 3 | 3 | 6 | 2 | 12 | 0 | 1 | 0 | 0 | 35 |
| Vincent, James, c..... | 3-4 | 0-0 | 2-2 | 1 | 6 | 7 | 4 | 8 | 1 | 0 | 2 | 0 | 28 |
| White, Devonta, g..... | 7-16 | 1-5 | 4-5 | 1 | 2 | 3 | 2 | 19 | 4 | 1 | 0 | 2 | 36 |
| Hunter, R.J., g..... | 9-16 | 6-7 | 2-4 | 1 | 1 | 2 | 1 | 26 | 3 | 4 | 0 | 5 | 35 |
| Richardson, Rashad, g..... | 1-3 | 1-2 | 0-0 | 0 | 1 | 1 | 3 | 3 | 0 | 1 | 0 | 0 | 27 |
| Travers, David..... | 0-1 | 0-0 | 0-0 | 0 | 0 | 0 | 0 | 0 | 0 | 0 | 0 | 0 | 5 |
| Shipes, T.J..... | 0-0 | 0-0 | 0-0 | 0 | 0 | 0 | 2 | 0 | 0 | 0 | 0 | 0 | 7 |
| Crider, Markus..... | 2-4 | 0-0 | 0-0 | 1 | 4 | 5 | 3 | 4 | 3 | 1 | 0 | 0 | 27 |
| Totals..... | 26-55 | 9-17 | 11-17 | 8 | 19 | 27 | 17 | 72 | 11 | 8 | 2 | 7 | 200 |

| | | | | | | | | |
|------|------|-------|-------|------|-------|-------|-------|-------|
| FG% | 1st: | 12-25 | 48.0% | 2nd: | 14-30 | 46.7% | Game: | 47.3% |
| 3FG% | 1st: | 5-9 | 55.6% | 2nd: | 4-8 | 50.0% | Game: | 52.9% |
| FT% | 1st: | 3-6 | 50.0% | 2nd: | 8-11 | 72.7% | Game: | 64.7% |

UNCW 76

(9-14, 4-7)

| Player | FG | 3P | FT | O | D | Reb | PF | TP | A | TO | Blk | Stl | Min |
|--------------------------|-------|------|-------|---|----|-----|----|----|----|----|-----|-----|-----|
| Rendleman, Keith, f..... | 5-8 | 0-0 | 5-7 | 4 | 6 | 10 | 3 | 15 | 1 | 2 | 2 | 0 | 31 |
| Reybold, Shane, f..... | 0-2 | 0-0 | 0-0 | 0 | 0 | 0 | 3 | 0 | 0 | 0 | 1 | 1 | 5 |
| Dixon, Chris, g..... | 4-8 | 2-4 | 2-3 | 0 | 5 | 5 | 2 | 12 | 5 | 3 | 1 | 1 | 36 |
| Jackson, Freddie, g..... | 4-8 | 2-3 | 0-2 | 0 | 6 | 6 | 0 | 10 | 2 | 2 | 1 | 0 | 36 |
| Ponder, Craig, g..... | 6-10 | 3-5 | 2-5 | 1 | 0 | 1 | 1 | 17 | 4 | 1 | 0 | 2 | 31 |
| Milson, Tanner..... | 1-6 | 1-5 | 0-0 | 0 | 0 | 0 | 1 | 3 | 1 | 2 | 0 | 0 | 15 |
| Hager, Luke..... | 2-2 | 1-1 | 0-0 | 0 | 0 | 0 | 0 | 5 | 0 | 0 | 0 | 0 | 12 |
| Williams, Cedrick..... | 5-7 | 0-0 | 4-4 | 2 | 4 | 6 | 3 | 14 | 1 | 0 | 2 | 1 | 34 |
| Totals..... | 27-51 | 9-18 | 13-21 | 9 | 24 | 33 | 13 | 76 | 14 | 11 | 7 | 5 | 200 |

| | | | | | | | | |
|------|------|-------|-------|------|-------|-------|-------|-------|
| FG% | 1st: | 16-26 | 61.5% | 2nd: | 11-25 | 44.0% | Game: | 52.9% |
| 3FG% | 1st: | 5-10 | 50.0% | 2nd: | 4-8 | 50.0% | Game: | 50.0% |
| FT% | 1st: | 5-8 | 62.5% | 2nd: | 8-13 | 61.5% | Game: | 61.9% |

| | | | |
|-----------------------|-----|-----|-------|
| Score by Periods..... | 1st | 2nd | Total |
| Georgia State..... | 32 | 40 | 72 |
| UNCW..... | 42 | 34 | 76 |

Officials: Raymond Styons, Tim Nestor, Ray Perone

Attendance: 2767

Game 26: Feb. 9, 2013, 2 p.m.

TOWSON 90, GEORGIA STATE 82 OT

Georgia State Sports Arena • Atlanta, Ga.

Georgia State's Devonta White hit a pair of free throws with 0.6 seconds left in regulation, but the Panthers fell in overtime 90-82 to Towson Saturday at the GSU Sports Arena.

Manny Atkins tied his career high with 26 points and White scored a season-high 22, but the Panthers dropped their second straight to fall to 12-14, 7-6 in the CAA.

Rafiel Guthrie scored a career-high 23 points for Towson, which improved to 14-12, 9-4 in the CAA.

The Panthers held Jerrelle Benimon, who entered the game averaging 17.2 points, to just seven points, but five other Tigers scored in double figures. In addition to Guthrie, freshman Jerome Hairston had 17 points, Marcus Damas and Bilal Dixon scored 14 each and Mike Burwell added 12, including a 3-pointer that put Towson ahead 82-77 in overtime.

Georgia State trailed 75-70 with a minute to play in regulation when Atkins hit a 3-pointer to pull the Panthers within two with 54 seconds left.

After Benimon made one of two free throws for a three-point lead for Towson, Atkins hit a pair from the charity stripe with 6.7 seconds left, and GSU trailed 76-75.

Burwell was fouled immediately on the inbounds play. He made the first but missed the second, leaving the door open. White raced up the court, drove to the basket and was fouled with just 0.6 seconds left, and the senior point guard sank the two foul shots to force the extra session.

But Towson scored the first five points of overtime, and the Panthers were unable to come back again. After Hunter and Markus Crider each hit two free throws, GSU had possession down by just one but could not regain the lead.

Georgia State led 21-12 early before Towson hit three straight 3-pointers to tie the game with 8:38 left in the half. The Tigers took a 37-34 lead into the locker room.

The Panthers moved ahead 47-44 on a pair of free throws by R.J. Hunter with 15:23 left, but Hairston answered for Towson with a 3-pointer, and the Tigers held their lead until White's tying free throws.

Towson shot 56.4 percent for the game, including 13 three-pointers on 21 tries, while Georgia State managed 42.6 percent from the field and was outrebounded, 37-32.

Senior James Vincent finished with six points, 10 rebounds and six blocked shots, while playing in his 112th game, tying Zavian Smith for the eighth most in school history. The six blocked shots gives him 65 for the season, the third most in a single season in school history. Vincent now has 127 for this career, just one shy of Zavian Smith for the second most in school history.

TOWSON 90

(14-12, 9-4)

| Player | FG | 3P | FT | O | D | Reb | PF | TP | A | TO | Blk | Stl | Min |
|----------------------------|-------|-------|-------|----|----|-----|----|----|----|----|-----|-----|-----|
| Damas, Marcus, f..... | 5-10 | 3-5 | 1-4 | 0 | 3 | 3 | 2 | 14 | 3 | 4 | 1 | 0 | 29 |
| Benimon, Jerrelle, f..... | 2-6 | 0-1 | 3-5 | 2 | 6 | 8 | 3 | 7 | 4 | 3 | 0 | 0 | 40 |
| Dixon, Bilal, c..... | 6-9 | 0-0 | 2-3 | 6 | 6 | 12 | 4 | 14 | 0 | 0 | 1 | 1 | 35 |
| Hairston, Jerome, g..... | 5-12 | 5-6 | 2-2 | 0 | 2 | 2 | 2 | 17 | 3 | 4 | 0 | 1 | 34 |
| Burwell, Mike, g..... | 4-7 | 3-5 | 1-2 | 0 | 3 | 3 | 3 | 12 | 2 | 1 | 0 | 0 | 28 |
| Walden, Kris..... | 1-1 | 1-1 | 0-0 | 0 | 0 | 0 | 3 | 3 | 0 | 1 | 1 | 0 | 14 |
| Parker-Rivera, Timajh..... | 0-0 | 0-0 | 0-0 | 2 | 1 | 3 | 2 | 0 | 1 | 2 | 0 | 0 | 14 |
| Guthrie, Rafiel..... | 8-10 | 1-3 | 6-10 | 0 | 2 | 2 | 3 | 23 | 6 | 2 | 0 | 0 | 31 |
| Totals..... | 31-55 | 13-21 | 15-26 | 12 | 25 | 37 | 22 | 90 | 19 | 17 | 3 | 2 | 225 |

| | | | | | | | | | | | |
|-----|------|-------|-------|------|-------|-------|-----|-----|-------|-------|-------|
| FG% | 1st: | 12-24 | 50.0% | 2nd: | 15-26 | 57.7% | OT: | 4-5 | 80.0% | Game: | 56.4% |
| 3P% | 1st: | 6-10 | 60.0% | 2nd: | 6-9 | 66.7% | OT: | 1-2 | 50.0% | Game: | 61.9% |
| FT% | 1st: | 7-10 | 70.0% | 2nd: | 4-11 | 36.4% | OT: | 4-5 | 80.0% | Game: | 57.7% |

GEORGIA STATE 82

(12-14, 7-6)

| Player | FG | 3P | FT | O | D | Reb | PF | TP | A | TO | Blk | Stl | Min |
|--------------------|-------|------|-------|----|----|-----|----|----|----|----|-----|-----|-----|
| Atkins, f..... | 9-14 | 4-6 | 4-4 | 1 | 2 | 3 | 2 | 26 | 2 | 3 | 0 | 3 | 44 |
| Vincent, c..... | 3-7 | 0-0 | 0-2 | 3 | 7 | 10 | 3 | 6 | 1 | 1 | 6 | 0 | 33 |
| White, g..... | 6-11 | 3-5 | 7-10 | 2 | 1 | 3 | 2 | 22 | 7 | 2 | 0 | 2 | 42 |
| Hunter, g..... | 3-16 | 1-9 | 8-10 | 4 | 4 | 8 | 1 | 15 | 3 | 1 | 0 | 3 | 38 |
| Richardson, g..... | 4-8 | 0-3 | 0-0 | 1 | 2 | 3 | 5 | 8 | 1 | 0 | 0 | 2 | 21 |
| Green, R..... | 0-0 | 0-0 | 0-0 | 0 | 0 | 0 | 0 | 0 | 0 | 0 | 0 | 0 | 3 |
| Shaw..... | 0-0 | 0-0 | 0-0 | 0 | 0 | 0 | 0 | 0 | 0 | 0 | 0 | 0 | 1 |
| Travers..... | 0-1 | 0-1 | 0-0 | 0 | 1 | 1 | 2 | 0 | 1 | 1 | 0 | 0 | 11 |
| Shipes..... | 0-1 | 0-0 | 0-2 | 1 | 0 | 1 | 2 | 0 | 1 | 1 | 0 | 0 | 8 |
| Crider..... | 1-3 | 0-0 | 3-4 | 1 | 0 | 1 | 5 | 5 | 0 | 1 | 0 | 1 | 24 |
| Totals..... | 26-61 | 8-24 | 22-32 | 14 | 18 | 32 | 22 | 82 | 16 | 11 | 6 | 11 | 225 |

| | | | | | | | | | | | |
|-----|------|-------|-------|------|-------|-------|-----|-----|-------|-------|-------|
| FG% | 1st: | 14-29 | 48.3% | 2nd: | 12-25 | 48.0% | OT: | 0-7 | 0.0% | Game: | 42.6% |
| 3P% | 1st: | 3-10 | 30.0% | 2nd: | 5-10 | 50.0% | OT: | 0-4 | 0.0% | Game: | 33.3% |
| FT% | 1st: | 3-7 | 42.9% | 2nd: | 14-17 | 82.4% | OT: | 5-8 | 62.5% | Game: | 68.8% |

| | | | | |
|------------------------|-----|-----|----|----|
| Score by periods | 1st | 2nd | OT | |
| Towson | 37 | 40 | 13 | 90 |
| Georgia State | 34 | 43 | 5 | 82 |

Officials: Tim Ebersole, Clarence Armstrong, Earl Robinson

Officials: Tim Ebersole, Clarence Armstrong, Earl Robinson

Attendance: 1772

2012-13 REVIEW

Game 27: Feb. 13, 2013, 7 p.m.

GEORGIA STATE 61, HOFSTRA 43

Georgia State Sports Arena • Atlanta, Ga.

Manny Atkins had 13 points and nine rebounds and Georgia State allowed a season-low 43 points as the Panthers downed Hofstra 61-43 Wednesday at the GSU Sports Arena.

James Vincent and Devonta White added 11 points each for the Panthers, who improved to 13-14 overall and 8-6 in the CAA, while Hofstra fell to 6-19, 3-9 in the CAA.

Georgia State forced 22 Hofstra turnovers and held the Pride to just 29 percent shooting from the field. The 43 points are the fewest allowed by the Panthers since defeating Tennessee Tech 74-43 in last year's CollegeInsider.com Postseason Tournament.

"I told the guys that there is no such thing as an ugly win," head coach Ron Hunter said after the game. "Our offense was not producing at the rate that we like, but our defense stepped up and forced 22 turnovers. We played with a lot of effort tonight and that resulted in just giving up 43 points."

"A pair of freshmen, LaRon Smith and David Travers gave us some great minutes off the bench tonight. I makes me really happy to see the direction the program is going when our young players can give us minutes like that."

Vincent went 5-for-5 from the field and also contributed four rebounds and two blocked shots. Freshman David Travers equaled his career best with eight points off the bench.

The Panthers grabbed 14 steals, with three each by Atkins, White, Rashaad Richardson and Markus Crider.

Georgia State trailed early, 10-4, before exploding for 16 straight points to take a 20-10 lead with eight minutes left in the half. Crider started the run with a steal and layup, and the Panthers forced three more turnovers during that stretch. Georgia State harassed Hofstra into a total of 13 turnovers in the first half en route to a 28-19 lead at the intermission.

Vincent opened the second half by scoring GSU's first seven points as the Panthers built a 35-21 lead.

Steve Mejia led Hofstra with his first career double-double, finishing with 18 points and 10 rebounds.

Georgia State scored 31 points off Hofstra's turnovers and outscored the Pride 26-14 in the paint.

| HOFSTRA 43 (6-19, 3-9) | | | | | | | | | | | | | |
|---------------------------|-------|-------|-------|-------|-------|-------|-------|----|---|----|-----|-----|-----|
| Player | FG | 3P | FT | O | D | Reb | PF | TP | A | TO | Blk | Stl | Min |
| Allen, Jordan, f..... | 2-4 | 0-0 | 2-3 | 1 | 1 | 2 | 2 | 6 | 0 | 3 | 1 | 1 | 31 |
| Imes, David, f..... | 2-9 | 0-6 | 0-0 | 2 | 5 | 7 | 2 | 4 | 1 | 1 | 0 | 1 | 36 |
| Nwaukoni, Stephen, c..... | 0-1 | 0-0 | 5-7 | 5 | 3 | 8 | 4 | 5 | 1 | 5 | 0 | 0 | 22 |
| Buie, Taran, g..... | 1-7 | 0-4 | 0-0 | 0 | 3 | 3 | 1 | 2 | 1 | 5 | 0 | 1 | 22 |
| Mejia, Stevie, g..... | 5-10 | 4-6 | 4-7 | 1 | 9 | 10 | 3 | 18 | 2 | 6 | 0 | 2 | 35 |
| Payen, Darren..... | 0-0 | 0-0 | 0-0 | 0 | 0 | 0 | 0 | 0 | 0 | 0 | 0 | 0 | 3 |
| Savion, Adam..... | 0-1 | 0-0 | 0-0 | 0 | 0 | 0 | 2 | 0 | 0 | 1 | 0 | 0 | 8 |
| Brown, Daquan..... | 1-3 | 0-0 | 0-2 | 1 | 0 | 1 | 0 | 2 | 0 | 0 | 0 | 1 | 13 |
| Grogan, Matt..... | 0-4 | 0-2 | 3-3 | 1 | 0 | 1 | 2 | 3 | 0 | 1 | 1 | 0 | 11 |
| Kone, Moussa..... | 1-2 | 0-0 | 1-2 | 2 | 2 | 4 | 3 | 3 | 0 | 0 | 1 | 1 | 19 |
| Totals..... | 12-41 | 4-18 | 15-24 | 13 | 23 | 36 | 19 | 43 | 5 | 22 | 3 | 7 | 200 |
| FG% 1st: | 6-21 | 28.6% | 2nd: | 6-20 | 30.0% | Game: | 29.3% | | | | | | |
| 3FG% 1st: | 2-11 | 18.2% | 2nd: | 2-7 | 28.6% | Game: | 22.2% | | | | | | |
| FT% 1st: | 5-10 | 50.0% | 2nd: | 10-14 | 71.4% | Game: | 62.5% | | | | | | |

| GEORGIA STATE 61 (13-14, 8-6) | | | | | | | | | | | | | |
|-------------------------------|-------|-------|-------|-------|-------|-------|-------|----|---|----|-----|-----|-----|
| Player | FG | 3P | FT | O | D | Reb | PF | TP | A | TO | Blk | Stl | Min |
| Atkins, Manny, f..... | 3-12 | 1-6 | 6-8 | 2 | 7 | 9 | 4 | 13 | 2 | 1 | 0 | 3 | 36 |
| Vincent, James, c..... | 5-5 | 0-0 | 1-2 | 2 | 2 | 4 | 3 | 11 | 0 | 1 | 2 | 0 | 27 |
| White, Devonta, g..... | 3-10 | 0-1 | 5-5 | 0 | 3 | 3 | 0 | 11 | 3 | 4 | 0 | 3 | 37 |
| Hunter, R.J., g..... | 3-10 | 0-3 | 0-0 | 0 | 2 | 2 | 4 | 6 | 2 | 1 | 0 | 1 | 27 |
| Richardson, Rashaad, g..... | 2-6 | 2-4 | 0-0 | 0 | 2 | 2 | 1 | 6 | 1 | 3 | 0 | 3 | 32 |
| Smith, LaRon..... | 0-0 | 0-0 | 4-6 | 0 | 1 | 1 | 2 | 4 | 0 | 1 | 1 | 1 | 14 |
| Travers, David..... | 3-4 | 1-2 | 1-1 | 0 | 0 | 0 | 1 | 8 | 0 | 1 | 0 | 0 | 13 |
| Crider, Markus..... | 1-2 | 0-0 | 0-0 | 0 | 0 | 0 | 4 | 2 | 0 | 1 | 0 | 3 | 14 |
| Totals..... | 20-49 | 4-16 | 17-22 | 7 | 19 | 26 | 19 | 61 | 8 | 13 | 4 | 14 | 200 |
| FG% 1st: | 9-25 | 36.0% | 2nd: | 11-24 | 45.8% | Game: | 40.8% | | | | | | |
| 3FG% 1st: | 2-8 | 25.0% | 2nd: | 2-8 | 25.0% | Game: | 25.0% | | | | | | |
| FT% 1st: | 8-12 | 66.7% | 2nd: | 9-10 | 90.0% | Game: | 77.3% | | | | | | |

Score by Periods.....1st 2nd Total
Hofstra.....19 24 43
Georgia State.....28 33 61

Officials: Jeff Clark, Bernard Clinton, Ray Natili

Attendance: 1384

Game 28: Feb. 16, 2013, 4 p.m. (CSS)

GEORGIA STATE 78, GEORGE MASON 60

Patriot Center • Fairfax, Va.

Georgia State shot 53.7 percent from the floor and hit 10 3-pointers en route to a 78-60 victory at George Mason on Saturday afternoon in the Patriot Center. Freshman R.J. Hunter scored 25 and junior Devonta White added 23 for the Panthers, while redshirt-junior Manny Atkins recorded his second double-double of the season.

The win snapped a five-game losing streak to the Patriots and gave GSU its first win at the Patriot Center in its final appearance before moving to the Sun Belt Conference next season.

Atkins finished with 14 points and 10 rebounds as the Panthers led by as many as 27 in the second half.

White shot 9-of-14 from the floor and a perfect 3-of-3 from 3-point range, while dishing out six assists. Hunter finished 10-of-19 from the floor as Georgia State shot 62.1 percent in the first half, hitting 7-of-11 from 3-point range.

Georgia State (14-14, 9-6 CAA) won for the second straight time and eighth time in the last 11 games. George Mason (15-11, 8-6 CAA) lost for an uncharacteristic third straight time at home.

Behind the hot shooting of Sherrod Wright, the Patriots took an early six-point lead, 19-13 with 12:38 to play in the first half. Wright scored 15 points in the opening half, shooting 5-of-7 from the floor and 4-of-5 from 3-point range, hitting three of those 3's in the first four minutes of the game.

Georgia State responded with a 25-5 run over the next six minutes to take a 38-24 lead with 6:24 to play in the first half. The Panthers pushed the lead to 18 with five minutes to go as the lead never fell below single digits taking a 51-36 lead into the locker room.

The 51 points scored in the first half were the most for the Panthers in a half this season, topping the 50 points scored in the second half against Old Dominion in Atlanta.

White and Hunter each scored 14 points in the first half, while Atkins and Richardson scored nine a piece.

The Panthers continued to extend the lead in the second half, leading by as many as 27 with 10 minutes to play.

Freshman Markus Crider came off the bench to score seven points and pull down five rebounds in 28 minutes. Crider's effort helped the Panthers outrebound Mason 34-27.

On the defensive end, GSU swiped eight steals and forced the Patriots in 13 turnovers which led to 16 Panther points.

| GEORGIA STATE 78 (14-14, 9-6) | | | | | | | | | | | | | |
|-------------------------------|-------|-------|-------|-------|-------|-------|-------|----|----|----|-----|-----|-----|
| Player | FG | 3P | FT | O | D | Reb | PF | TP | A | TO | Blk | Stl | Min |
| Atkins, Manny, f..... | 4-12 | 2-5 | 4-4 | 4 | 6 | 10 | 1 | 14 | 2 | 2 | 1 | 1 | 38 |
| Vincent, James, c..... | 0-0 | 0-0 | 0-0 | 1 | 2 | 3 | 3 | 0 | 0 | 1 | 0 | 0 | 15 |
| White, Devonta, g..... | 9-14 | 3-3 | 2-2 | 1 | 1 | 2 | 0 | 23 | 6 | 2 | 0 | 1 | 38 |
| Hunter, R.J., g..... | 10-19 | 2-7 | 3-5 | 0 | 2 | 2 | 0 | 25 | 2 | 0 | 1 | 2 | 35 |
| Richardson, Rashaad, g..... | 3-4 | 3-4 | 0-2 | 1 | 7 | 8 | 4 | 9 | 1 | 0 | 0 | 2 | 34 |
| Smith, LaRon..... | 0-0 | 0-0 | 0-0 | 0 | 0 | 0 | 2 | 0 | 0 | 0 | 0 | 0 | 3 |
| Green, Ryann..... | 0-0 | 0-0 | 0-0 | 0 | 0 | 0 | 0 | 0 | 0 | 0 | 0 | 0 | 1 |
| Travers, David..... | 0-1 | 0-0 | 0-0 | 0 | 1 | 1 | 0 | 0 | 0 | 0 | 0 | 1 | 8 |
| Crider, Markus..... | 3-4 | 0-0 | 1-4 | 3 | 2 | 5 | 3 | 7 | 2 | 1 | 0 | 1 | 28 |
| Totals..... | 29-54 | 10-19 | 10-17 | 11 | 23 | 34 | 13 | 78 | 13 | 7 | 2 | 8 | 200 |
| FG% 1st: | 18-29 | 62.1% | 2nd: | 11-25 | 44.0% | Game: | 53.7% | | | | | | |
| 3FG% 1st: | 7-11 | 63.6% | 2nd: | 3-8 | 37.5% | Game: | 52.6% | | | | | | |
| FT% 1st: | 8-13 | 61.5% | 2nd: | 2-4 | 50.0% | Game: | 58.8% | | | | | | |

| GEORGE MASON 60 (15-11, 8-6) | | | | | | | | | | | | | |
|------------------------------|-------|-------|------|-------|-------|-------|-------|----|----|----|-----|-----|-----|
| Player | FG | 3P | FT | O | D | Reb | PF | TP | A | TO | Blk | Stl | Min |
| Copes, Erik, f..... | 1-2 | 0-0 | 0-0 | 2 | 4 | 6 | 3 | 2 | 1 | 2 | 0 | 0 | 23 |
| Ariedge, Jonathan, f..... | 3-7 | 0-0 | 1-1 | 1 | 3 | 4 | 3 | 7 | 0 | 1 | 0 | 1 | 22 |
| Allen, Bryon, g..... | 2-6 | 1-2 | 0-0 | 0 | 1 | 1 | 3 | 5 | 3 | 0 | 0 | 0 | 29 |
| Wright, Sherrod, g..... | 7-10 | 4-6 | 1-2 | 2 | 0 | 2 | 2 | 19 | 2 | 2 | 0 | 0 | 31 |
| Edwards, Corey, g..... | 0-2 | 0-2 | 0-0 | 0 | 3 | 3 | 3 | 0 | 4 | 1 | 0 | 0 | 22 |
| Bennett, Paris..... | 3-4 | 0-0 | 2-3 | 1 | 1 | 2 | 1 | 8 | 0 | 1 | 0 | 0 | 9 |
| Holloway, Patrick..... | 2-8 | 2-6 | 0-0 | 0 | 3 | 3 | 0 | 6 | 1 | 0 | 0 | 0 | 13 |
| Vaughns, Vertrail..... | 1-3 | 1-2 | 0-0 | 0 | 0 | 1 | 1 | 3 | 0 | 1 | 0 | 0 | 16 |
| Gray, Vaughn..... | 0-2 | 0-1 | 0-0 | 0 | 1 | 1 | 2 | 0 | 0 | 1 | 0 | 0 | 9 |
| Okolaji, Anali..... | 0-1 | 0-0 | 0-0 | 1 | 0 | 1 | 0 | 0 | 0 | 0 | 0 | 0 | 1 |
| Gujanovic, Marko..... | 4-9 | 0-2 | 2-3 | 2 | 1 | 3 | 2 | 10 | 2 | 3 | 0 | 1 | 25 |
| Totals..... | 23-54 | 8-21 | 6-9 | 9 | 18 | 27 | 20 | 60 | 13 | 13 | 0 | 2 | 200 |
| FG% 1st: | 13-25 | 52.0% | 2nd: | 10-29 | 34.5% | Game: | 42.6% | | | | | | |
| 3FG% 1st: | 5-8 | 62.5% | 2nd: | 3-13 | 23.1% | Game: | 38.1% | | | | | | |
| FT% 1st: | 5-6 | 83.3% | 2nd: | 1-3 | 33.3% | Game: | 66.7% | | | | | | |

Score by Periods.....1st 2nd Total
Georgia State.....51 27 78
George Mason.....36 24 60
Officials: William Humes, Dwayne Gladden, Matt Oblas

Attendance: 8010



Game 29: Feb. 18, 2013, 7 p.m.

WILLIAM & MARY 75, GEORGIA STATE 63

Kaplan Arena • Williamsburg, Va.

Georgia State could not overcome the hot-shooting of William & Mary, falling to the Tribe 75-63 at Kaplan Arena on Monday night. William & Mary shot nearly 58 percent from the floor and 12-of-18 from 3-point range en route to the 12-point victory.

Georgia State freshman R.J. Hunter led the Panthers with 15 points, while redshirt-junior Manny Atkins just missed another double-double with 11 points and nine rebounds.

All five William & Mary starters scored in double figures, led by junior Brandon Britt's 20 points. Matt Rum added 16 points, with Tim Rusthoven scoring 11 and Kyle Gaillard and Marcus Thornton each scoring 10.

Georgia State (14-15, 9-7 CAA) had its two-game winning streak snapped, while William & Mary (12-14, 6-9 CAA) won its third straight and snapped a three-game losing streak to the Panthers.

William & Mary started the game red-hot, taking a 31-16 lead with 5:49 to play. The Tribe hit seven of its first nine 3-pointers and built its lead to as many as 16 with 4:11 to play in the opening half.

The Tribe shot 62.5 percent from the floor in the opening period and made 8-of-10 three-pointers, going into halftime leading 38-27.

Georgia State had its opportunities in the first half, forcing nine William & Mary turnovers, but were outrebounded on the boards, 18-9. The Panthers did a much better job on the glass in the second half, outrebounding the Tribe 22-10 to hold a plus-two rebounding margin for the game.

William & Mary opened the second half equally hot, hitting its first three 3-pointers to go ahead 47-29 with 18:40 to play before Georgia State responded.

The Panthers used a 15-1 run to cut the deficit to just four, 48-44 with 14:40 to play in the game as Hunter hit a pair of 3-pointers and junior Devonta White made a pair of jumpers.

White finished the game with nine points, snapping a streak of 23-straight games scoring in double figures. The junior is now just 39 points shy of becoming the 17th Panther to score 1,000 points in a career.

After the Panthers run, the Tribe pushed the lead back to 18, 70-52 with 5:11 to play in the game. Georgia State got no closer than 12 during the remainder of the game.

Senior James Vincent played in his 115th career game, moving into a tie for sixth with Donnie Davis on the Panthers all-time list.

GEORGIA STATE 63 (14-15, 9-7)

| Player | FG | 3P | FT | O | D | Reb | PF | TP | A | TO | Blk | Stl | Min |
|-----------------------------|-------|-------|------|-------|-------|-------|-------|----|----|----|-----|-----|-----|
| Atkins, Manny, f..... | 5-9 | 0-2 | 1-6 | 5 | 4 | 9 | 3 | 11 | 1 | 0 | 0 | 0 | 34 |
| Vincent, James, c..... | 1-3 | 0-0 | 0-0 | 1 | 0 | 1 | 0 | 2 | 0 | 1 | 0 | 0 | 12 |
| White, Devonta, g..... | 4-12 | 1-6 | 0-0 | 3 | 0 | 3 | 2 | 9 | 1 | 1 | 0 | 0 | 29 |
| Hunter, R.J., g..... | 6-12 | 3-6 | 0-1 | 2 | 2 | 4 | 3 | 15 | 3 | 3 | 0 | 2 | 35 |
| Richardson, Rashaad, g..... | 3-9 | 2-6 | 2-2 | 0 | 2 | 2 | 2 | 10 | 2 | 1 | 0 | 2 | 32 |
| Smith, LaRon..... | 0-1 | 0-0 | 0-0 | 1 | 0 | 1 | 2 | 0 | 0 | 1 | 0 | 0 | 4 |
| Travers, David..... | 4-8 | 0-4 | 0-0 | 1 | 1 | 2 | 1 | 8 | 2 | 1 | 0 | 1 | 22 |
| Shipes, T.J..... | 0-1 | 0-0 | 0-0 | 0 | 0 | 0 | 0 | 0 | 0 | 0 | 0 | 0 | 1 |
| Crider, Markus..... | 4-7 | 0-0 | 0-0 | 2 | 2 | 4 | 4 | 8 | 3 | 1 | 0 | 3 | 31 |
| Totals..... | 27-62 | 6-24 | 3-9 | 17 | 14 | 31 | 17 | 63 | 12 | 9 | 0 | 8 | 200 |
| FG% 1st: | 11-28 | 39.3% | 2nd: | 16-34 | 47.1% | Game: | 43.5% | | | | | | |
| 3FG% 1st: | 2-11 | 18.2% | 2nd: | 4-13 | 30.8% | Game: | 25.0% | | | | | | |
| FT% 1st: | 3-4 | 75.0% | 2nd: | 0-5 | 0.0% | Game: | 33.3% | | | | | | |

WILLIAM & MARY 75 (12-14, 6-9)

| Player | FG | 3P | FT | O | D | Reb | PF | TP | A | TO | Blk | Stl | Min |
|--------------------------|-------|-------|-------|-------|-------|-------|-------|----|----|----|-----|-----|-----|
| Rusthoven, Tim, f..... | 5-10 | 0-0 | 1-1 | 2 | 3 | 5 | 4 | 11 | 5 | 2 | 1 | 1 | 31 |
| Gaillard, Kyle, f..... | 3-5 | 0-0 | 4-5 | 4 | 5 | 9 | 2 | 10 | 3 | 1 | 1 | 0 | 34 |
| Thornton, Marcus, g..... | 3-8 | 2-4 | 2-2 | 0 | 0 | 0 | 2 | 10 | 4 | 3 | 1 | 0 | 36 |
| Rum, Matt, g..... | 4-6 | 4-6 | 4-4 | 0 | 3 | 3 | 1 | 16 | 2 | 2 | 1 | 1 | 31 |
| Britt, Brandon, g..... | 7-11 | 6-8 | 0-0 | 0 | 5 | 5 | 1 | 20 | 2 | 2 | 0 | 3 | 29 |
| Boatner, Julian..... | 1-1 | 0-0 | 0-0 | 0 | 0 | 0 | 1 | 2 | 1 | 0 | 0 | 0 | 14 |
| Heldring, Fred..... | 0-0 | 0-0 | 0-0 | 0 | 3 | 3 | 0 | 0 | 0 | 2 | 0 | 0 | 6 |
| Tarpey, Terry..... | 1-2 | 0-0 | 0-2 | 0 | 1 | 1 | 1 | 2 | 1 | 0 | 0 | 0 | 10 |
| Sheldon, Sean..... | 1-1 | 0-0 | 0-0 | 0 | 1 | 1 | 0 | 2 | 0 | 1 | 0 | 0 | 3 |
| Schalk, Tom..... | 1-1 | 0-0 | 0-0 | 1 | 1 | 2 | 0 | 2 | 0 | 1 | 0 | 0 | 6 |
| Totals..... | 26-45 | 12-18 | 11-14 | 7 | 22 | 29 | 12 | 75 | 18 | 14 | 4 | 5 | 200 |
| FG% 1st: | 15-24 | 62.5% | 2nd: | 11-21 | 52.4% | Game: | 57.8% | | | | | | |
| 3FG% 1st: | 8-10 | 80.0% | 2nd: | 4-8 | 50.0% | Game: | 66.7% | | | | | | |
| FT% 1st: | 0-0 | 0.0% | 2nd: | 11-14 | 78.6% | Game: | 78.6% | | | | | | |

Score by Periods.....1st 2nd Total
 Georgia State.....27 36 63
 William & Mary.....38 37 75
 Officials: Les Jones, Andrew Marotta, Tim Nestor

Attendance: 2275

Game 30: Feb. 23, 2013, 4 p.m.

GEORGIA STATE 66, JAMES MADISON 62

JMU Convocation Center • Harrisonburg, Va.

Georgia State hit all 17 second half free throws and senior James Vincent scored a season-high 16 points to lead the Panthers to a 66-62 win at James Madison in their final CAA road game on Saturday afternoon at the JMU Convocation Center.

Vincent, playing in his 116th career game, sixth most in school history, went 6-of-10 from the floor, pulling down seven rebounds and blocking three shots.

Georgia State, which missed its only free throw in the first half, made 17 straight in the second half, while James Madison made just 8-of-14. A.J. Davis missed a pair of free throws to take the lead with 1:46 to play, but a Markus Crider layup at the other end pushed it to three with 1:15 to play and the Dukes never got closer than two again.

Junior Devonta White added 15 points and five assists for the Panthers, while junior Rashaad Richardson and freshman R.J. Hunter each added 11.

Davis finished with a game-high 22 points after scoring just three in the first half. Georgia State (15-15, 10-7 CAA) earned its fourth straight win over the Dukes and finishes the series out having won seven of the last eight meetings. James Madison (16-14, 10-7 CAA) lost its second straight and fell into a tie for fifth with the Panthers in the conference standings with one game to play.

R.J. Hunter, who came into the game needing 12 points to tie Matt O'Brien's freshman scoring record, came up just one point shy. He finished 5-of-10 from the floor and pulled down six rebounds.

The Panthers took an early 15-5 lead with 13:17 remaining in the first half following a pair of Richardson 3-pointers.

James Madison cut into the Panthers lead and following a pair of Rayshawns Goins free throws, trailed by just one, 25-24 with 1:43 to play in the first half.

Georgia State went into the locker room with a 27-24 lead.

The Panthers opened the second half on a 7-0 run, building a 34-24 lead with 18:02 to play. GSU made its first four shots of the second half.

A jumper by White pushed the lead to 13, Georgia State's biggest, 39-26 with 16:10 to play.

JMU responded as Davis scored eight straight Duke points and following a 7-0 run, cut the Panthers lead to 41-36 with 12:55 to play in the game.

The Dukes cut it to 44-42 with 9:54 to play as the Panthers never led again by more than six.

Despite not taking the lead, freshman Andre Nation's 3-pointer with 2:55 to play tied the game at 58.

Trailing 62-59 with under a minute to play, Charles Cooke missed a pair of three-pointers from the corner that would have tied the game.

Following the second miss, Richardson hit a pair of free throws to push the lead back to five. Following a Davis three, White made two free throws with 1.2 seconds remaining to secure the win.

Crider finished with eight points off the bench for GSU.

GEORGIA STATE 66 (15-15, 10-7)

| Player | FG | 3P | FT | O | D | Reb | PF | TP | A | TO | Blk | Stl | Min |
|-----------------------------|-------|-------|-------|-------|--------|-------|-------|----|---|----|-----|-----|-----|
| Atkins, Manny, f..... | 2-7 | 0-1 | 1-1 | 2 | 4 | 6 | 4 | 5 | 0 | 2 | 0 | 3 | 26 |
| Vincent, James, c..... | 6-10 | 0-0 | 4-5 | 0 | 7 | 7 | 4 | 16 | 0 | 0 | 3 | 0 | 30 |
| White, Devonta, g..... | 4-13 | 1-6 | 6-6 | 0 | 2 | 2 | 1 | 15 | 5 | 4 | 0 | 1 | 38 |
| Hunter, R.J., g..... | 5-10 | 1-5 | 0-0 | 0 | 6 | 6 | 1 | 11 | 1 | 2 | 0 | 0 | 37 |
| Richardson, Rashaad, g..... | 3-7 | 3-5 | 2-2 | 1 | 2 | 3 | 2 | 11 | 1 | 1 | 0 | 3 | 33 |
| Travers, David..... | 0-2 | 0-2 | 0-0 | 0 | 3 | 3 | 0 | 0 | 2 | 2 | 0 | 0 | 13 |
| Crider, Markus..... | 2-4 | 0-0 | 4-4 | 1 | 2 | 3 | 1 | 8 | 0 | 0 | 0 | 0 | 23 |
| Totals..... | 22-53 | 5-19 | 17-18 | 6 | 27 | 33 | 13 | 66 | 9 | 11 | 3 | 7 | 200 |
| FG% 1st: | 12-29 | 41.4% | 2nd: | 10-24 | 41.7% | Game: | 41.5% | | | | | | |
| 3FG% 1st: | 3-14 | 21.4% | 2nd: | 2-5 | 40.0% | Game: | 26.3% | | | | | | |
| FT% 1st: | 0-1 | 0.0% | 2nd: | 17-17 | 100.0% | Game: | 94.4% | | | | | | |

JAMES MADISON 62 (16-14, 10-7)

| Player | FG | 3P | FT | O | D | Reb | PF | TP | A | TO | Blk | Stl | Min |
|--------------------------|-------|-------|------|-------|-------|-------|-------|----|----|----|-----|-----|-----|
| Diouf, Alioune, f..... | 1-2 | 0-0 | 0-0 | 0 | 1 | 1 | 0 | 2 | 1 | 2 | 1 | 2 | 15 |
| Goins, Rayshawns, f..... | 2-6 | 0-0 | 2-2 | 0 | 3 | 3 | 1 | 6 | 0 | 1 | 0 | 0 | 17 |
| Swindle, Gene, c..... | 0-0 | 0-0 | 0-0 | 0 | 0 | 0 | 0 | 0 | 0 | 0 | 0 | 0 | 3 |
| Davis, A.J., g..... | 9-15 | 4-10 | 0-2 | 1 | 9 | 10 | 3 | 22 | 2 | 3 | 1 | 1 | 33 |
| Moore, Devon, g..... | 4-9 | 0-2 | 6-7 | 1 | 3 | 4 | 4 | 14 | 5 | 0 | 2 | 3 | 36 |
| Curry, Ron..... | 0-3 | 0-3 | 0-0 | 1 | 0 | 1 | 2 | 0 | 0 | 0 | 1 | 1 | 27 |
| Cooke, Charles..... | 3-10 | 1-6 | 0-1 | 1 | 6 | 7 | 2 | 7 | 2 | 2 | 0 | 0 | 37 |
| Nation, Andre..... | 3-8 | 1-2 | 0-0 | 1 | 3 | 4 | 2 | 7 | 2 | 3 | 2 | 2 | 26 |
| Bessick, Taylor..... | 2-2 | 0-0 | 0-2 | 1 | 0 | 1 | 1 | 4 | 0 | 0 | 0 | 0 | 6 |
| Totals..... | 24-55 | 6-23 | 8-14 | 8 | 25 | 33 | 15 | 62 | 12 | 11 | 7 | 9 | 200 |
| FG% 1st: | 10-28 | 35.7% | 2nd: | 14-27 | 51.9% | Game: | 43.6% | | | | | | |
| 3FG% 1st: | 2-11 | 18.2% | 2nd: | 4-12 | 33.3% | Game: | 26.1% | | | | | | |
| FT% 1st: | 2-4 | 50.0% | 2nd: | 6-10 | 60.0% | Game: | 57.1% | | | | | | |

Score by Periods.....1st 2nd Total
 Georgia State.....27 39 66
 William & Mary.....24 38 62
 Officials: Clarence Armstrong, Ron Tyburski, Jeff Nichols

Attendance: 4269

2012-13 REVIEW

Game 31: Feb. 27, 2013, 7 p.m.

NORTHEASTERN 90, GEORGIA STATE 84 OT

Georgia State Sports Arena • Atlanta, Ga.

Playing its final Colonial Athletic Association game, Georgia State fell to CAA regular-season champion Northeastern 90-84 in overtime Wednesday at the GSU Sports Arena.

Manny Atkins equaled his career high with 26 points and Devonta White scored 24, including his 1,000th career point, for the Panthers, who will move to the Sun Belt Conference next season. GSU finished the regular-season at 15-16, just missing a second straight winning season under head coach Ron Hunter.

Northeastern, which had already clinched a share of first place in the CAA and the top seed in the conference tournament, was a perfect 27-for-27 at the free throw line and got a career-high 29 points from Joel Smith, including the clinching 3-pointer with 22.5 seconds left in overtime. David Walker added 16 points as the Huskies improved to 19-10 overall, 14-4 in the CAA.

Senior James Vincent, playing in his final game in a Panther uniform, scored eight points and pulled down three rebounds in 28 minutes. He finished his career with 117 games played, sixth most in school history. His 132 career blocked shots stand second in school history.

In a back-and-forth second half, Atkins' 3-pointer put GSU ahead 70-66 with 2:55 left, but Zach Stahl completed consecutive three-point plays for Northeastern, the second one giving the Huskies a 72-70 lead with 1:35 to play.

White answered with a driving layup to tie the game at 72 but missed the ensuing free throw that would have given GSU the lead. After both teams missed shots, Northeastern had the ball with the clock running down in regulation. Walker tried a 3-pointer with about five seconds left that was blocked by R.J. Hunter, and Smith grabbed the loose ball and missed another 3-point try. After a scramble for the rebound, the ball went out of bounds to GSU on the side with two seconds left, but Hunter missed a desperation three at the buzzer to force the extra session.

Northeastern scored the first five points of the overtime and held off the Panthers, who pulled within 83-82 on White's jumper with 56 seconds left, but Smith delivered the knockout punch with his trey from the corner with 23 seconds left.

With his first basket of the night, Hunter eclipsed the Georgia State freshman scoring record of 515 points, set by Matt O'Brien in 1989-90. He finished with 13 points to raise his season total to 527.

White, the junior from Alpharetta, Ga., became the 17th 1,000-point scorer in Georgia State history.

Georgia State led by as many as 13 points in the first half before Northeastern finished the half with 3-pointers by Walker and Smith to pull within 37-30 at the break. The Panthers maintained their lead for the first five minutes of the second half until Northeastern tied game at 43-43 on layup by Reggie Spencer with 14:34 left. From there, neither team led by more than five points until the final seconds.

Freshman Markus Crider came off the bench to score six points and pull down six rebounds for the Panthers.

NORTHEASTERN 90

(19-10, 14-3)

| Player | FG | 3P | FT | O | D | Reb | PF | TP | A | TO | Blk | Stl | Min |
|-----------------------|-------|-------|-------|---|----|-----|----|----|----|----|-----|-----|-----|
| Walker, David, f | 4-7 | 4-6 | 4-4 | 1 | 4 | 5 | 0 | 16 | 1 | 0 | 1 | 1 | 37 |
| Ford, Quincy, f | 5-11 | 1-3 | 0-0 | 1 | 2 | 3 | 3 | 11 | 2 | 2 | 0 | 2 | 41 |
| Spencer, Reggie, f | 3-6 | 0-0 | 0-0 | 2 | 3 | 5 | 4 | 6 | 3 | 3 | 0 | 0 | 25 |
| Lee, Jonathan, g | 1-8 | 0-5 | 9-9 | 0 | 3 | 3 | 2 | 11 | 9 | 5 | 0 | 2 | 39 |
| Smith, Joel, g | 8-16 | 5-13 | 8-8 | 1 | 8 | 9 | 3 | 29 | 2 | 0 | 2 | 0 | 42 |
| Pollard, Demetrius | 2-7 | 1-4 | 0-0 | 1 | 0 | 1 | 2 | 5 | 1 | 1 | 0 | 1 | 16 |
| Banegas-Flores, Marco | 0-0 | 0-0 | 0-0 | 0 | 0 | 0 | 0 | 0 | 0 | 0 | 0 | 0 | 3 |
| Peck, Derrico | 0-1 | 0-0 | 0-0 | 0 | 0 | 0 | 1 | 0 | 0 | 0 | 0 | 0 | 1 |
| Stahl, Zach | 3-4 | 0-0 | 6-6 | 0 | 7 | 7 | 2 | 12 | 1 | 0 | 0 | 1 | 21 |
| Totals | 26-60 | 11-31 | 27-27 | 6 | 28 | 34 | 17 | 90 | 19 | 11 | 3 | 7 | 225 |

| | | | | | | | | | | | |
|-----|------|-------|--------|------|-------|--------|-----|-------|--------|-------|--------|
| FG% | 1st: | 12-29 | 41.4% | 2nd: | 12-28 | 42.9% | OT: | 2-3 | 66.7% | Game: | 43.4% |
| 3P% | 1st: | 5-13 | 38.5% | 2nd: | 4-15 | 26.7% | OT: | 2-3 | 66.7% | Game: | 35.5% |
| FT% | 1st: | 1-1 | 100.0% | 2nd: | 14-14 | 100.0% | OT: | 12-12 | 100.0% | Game: | 100.0% |

GEORGIA STATE 84

(15-16)

| Player | FG | 3P | FT | O | D | Reb | PF | TP | A | TO | Blk | Stl | Min |
|------------------------|-------|------|-------|---|----|-----|----|----|----|----|-----|-----|-----|
| Atkins, Manny, f | 10-15 | 3-6 | 3-4 | 1 | 11 | 12 | 4 | 26 | 3 | 4 | 0 | 2 | 43 |
| Vincent, James, c | 3-6 | 0-0 | 2-4 | 0 | 3 | 3 | 4 | 8 | 2 | 1 | 0 | 0 | 28 |
| White, Devonta, g | 8-12 | 2-4 | 6-9 | 0 | 1 | 1 | 2 | 24 | 4 | 3 | 0 | 3 | 39 |
| Hunter, R.J., g | 5-15 | 2-7 | 1-2 | 1 | 1 | 2 | 2 | 13 | 2 | 0 | 2 | 2 | 40 |
| Richardson, Rashaad, g | 2-6 | 0-3 | 0-0 | 1 | 4 | 5 | 4 | 4 | 2 | 0 | 0 | 1 | 34 |
| Travers, David | 1-4 | 1-2 | 0-0 | 0 | 0 | 0 | 2 | 3 | 2 | 2 | 0 | 1 | 17 |
| Crider, Markus | 3-4 | 0-1 | 0-0 | 1 | 5 | 6 | 4 | 6 | 0 | 1 | 0 | 0 | 24 |
| Totals | 32-62 | 8-23 | 12-19 | 4 | 28 | 32 | 22 | 84 | 15 | 11 | 2 | 9 | 225 |

| | | | | | | | | | | | |
|-----|------|-------|-------|------|-------|-------|-----|-----|--------|-------|-------|
| FG% | 1st: | 14-27 | 51.9% | 2nd: | 14-27 | 51.9% | OT: | 4-8 | 50.0% | Game: | 51.6% |
| 3P% | 1st: | 3-9 | 33.3% | 2nd: | 5-12 | 41.7% | OT: | 0-2 | 0.0% | Game: | 34.8% |
| FT% | 1st: | 6-8 | 75.0% | 2nd: | 2-7 | 28.6% | OT: | 4-4 | 100.0% | Game: | 63.2% |

| | | | |
|---|-----|-----|------------------|
| Score by periods | 1st | 2nd | OT |
| Northeastern | 30 | 42 | 18 |
| Georgia State | 37 | 35 | 12 |
| Officials: Matt Oblas, Wally Rutecki, Bill McCarthy | | | Attendance: 1576 |

2012-13 TEAM AWARDS



Top Gun Award - Manny Atkins



Best Defensive Player - James Vincent



Leadership Award - Rashaad Richardson and Ryann Green



Most Improved Player - Markus Crider



Most Outstanding Player - R.J. Hunter



Coaches Award - Devonta White



GEORGIA STATE BASKETBALL



HISTORY

ALL-AMERICA

SHERNARD LONG

ALL-AMERICA, 2001



ALL-AMERICA, 2002



THOMAS TERRELL

R.J. HUNTER

FRESHMAN ALL-AMERICA, 2013



ASSOCIATED PRESS, HONORABLE MENTION

A two-time all-conference selection, Shernard Long was the 2001 player of the year in the conference. He averaged 18.0 points, 4.7 rebounds and 2.5 steals per game to lead Georgia State to the conference title, a berth in the NCAA Tournament and the first NCAA win in school history. He was later named to the A-Sun 25th Anniversary Team.

ASSOCIATED PRESS, HONORABLE MENTION

Thomas Terrell became the second straight Panther to be named Atlantic Sun Player of the Year and earn honorable mention All-America recognition. He led the team and the league in scoring at 20.5 points per game, along with 7.3 rebounds. He helped Georgia State to back-to-back postseason berths in the NCAA and NIT.

KYLE MACY FRESHMAN ALL-AMERICA

R.J. Hunter rewrote the record books in his first year, scoring a freshman-record 527 points to earn Kyle Macy Freshman All-America honors. After starting the season with a double-double at Duke, he became one of just three freshmen in the country to average at least 17.0 points and 5.0 rebounds per game in 2012-13.

IN THE NBA

George Pendleton (1975-77)
Drafted by Indiana Pacers, 1977
(4th round, 73rd overall pick)

Joe Brown (1981-83)
Drafted by Cleveland Cavaliers,
1983 (9th round, 73rd overall pick)

Lanard Copeland (1985-89)
Philadelphia 76'ers, 1989-90
Los Angeles Clippers, 1991-92

Nate Williams (2001-04)
New Orleans Hornets, 2005-06
(preseason); Charlotte Bobcats,
2006 (summer league)

Lamont McIntosh (2000-04)
Atlanta Hawks, 2005 (summer
league)

Brad Stricker (1998-99)
Denver Nuggets, 2007-08
(preseason)

GEORGIA STATE'S RETIRED JERSEYS



3

**Rodney
HAMILTON**
Memphis, Tenn.
1994-98



5

**Thomas
TERRELL**
Brookhaven, Miss.
2000-02



13

**Kevin
MORRIS**
New York, N.Y.
1998-01



ALL-SUN BELT

1976-77 George Pendleton (1st)

ALL-ATLANTIC SUN

1986-87 Elfrem Jackson (2nd)
 1988-89 James Andrews (1st)
 1989-90 Chris Collier (2nd)
 1990-91 Chris Collier (1st)
 1991-92 Philip Luckydo (1st)
 Zavian Smith (2nd)
 1992-93 Mike Nalls (1st)
 1993-94 Zavian Smith (1st)
 1994-95 Terrence Brandon (1st)
 1995-96 Terrence Brandon (2nd)
 1996-97 Rodney Hamilton (2nd)
 1997-98 Rodney Hamilton (1st)
 1998-99 Quincy Gause (1st)
 Kevin Morris (2nd)
 Anton Reese (2nd)
 1999-00 Shernard Long (1st)
 Anton Reese (2nd)
 2000-01 Shernard Long (1st)
 Kevin Morris (1st)
 Thomas Terrell (2nd)
 2001-02 Thomas Terrell (1st)
 2002-03 Nate Williams (1st)
 2003-04 Nate Williams (1st)

A-SUN COACH OF THE YEAR

2000-01 Lefty Driesell

A-SUN PLAYER OF THE YEAR

2000-01 Shernard Long
 2001-02 Thomas Terrell

A-SUN NEWCOMER OF THE YEAR

1998-99 Kevin Morris

A-SUN 25TH ANNIVERSARY TEAM

Shernard Long Selected in 2003-04

A-SUN ALL-TOURNAMENT

1991 Chris Collier (MVP)
 Phillip Luckydo
 1992 Phillip Luckydo
 Don Smiley
 Zavian Smith
 1998 Rodney Hamilton
 1999 Quincy Gause
 2001 Thomas Terrell (MVP)
 Shernard Long
 Kevin Morris
 2002 Thomas Terrell (MVP)
 Bam Campbell
 Lamont McIntosh
 2003 Nate Williams

ALL-CAA

2007-08 Leonard Mendez (3rd)
 2008-09 Joe Dukes (3rd)
 2009-10 Joe Dukes (3rd)
 2011-12 Jihad Ali (3rd)
 2011-12 Eric Buckner (3rd)
 2012-13 R.J. Hunter (1st)

CAA ROOKIE OF THE YEAR

2012-13 R.J. Hunter

CAA ALL-DEFENSIVE TEAM

2011-12 Eric Buckner
 2012-13 James Vincent

CAA PLAYER OF THE WEEK

Dec. 29, 2006 Lance Perique
 Jan. 8, 2008 Leonard Mendez
 Feb. 16, 2009 Trae Goldston
 Dec. 28, 2009 Trae Goldston
 Jan. 3, 2011 Dante Curry
 Dec. 5, 2011 Eric Buckner
 Dec. 26, 2011 James Fields
 Jan. 21, 2013 Manny Atkins
 Feb. 4, 2013 R.J. Hunter

CAA LEGENDS

2005-06 Jim Jacobs (1965-69)
 2006-07 Chavelo Holmes (1981-86)
 2007-08 Rodney Hamilton (1994-98)
 2008-09 Terrence Brandon (1992-96)
 2010-11 Chris Collier (1989-91)

A-SUN PLAYER OF THE WEEK

James Andrews, 1 Rodney Hamilton, 1
 Terrence Brandon, 4 Elfrem Jackson, 1
 Willie Brown, 1 Shernard Long, 1
 Bam Campbell, 1 Phillip Luckydo, 2
 Garrett Coley, 1 Kevin Morris, 2
 Chris Collier, 2 Mike Nalls, 1
 Darryl Cooper, 1 Shellord Pinkett, 1
 Ricky Coulter, 1 Thomas Terrell, 3
 Terrence Evans, 1 Rodney Turner, 1
 Quincy Gause, 4 Nate Williams, 3
 Trello Galloway, 1 Travis Williams, 1
 Dewey Haley, 1

ACADEMIC ALL-AMERICA

1965-66 Jim Adams

CAA ALL-ROOKIE

2005-06 Rashad Chase
 2012-13 R.J. Hunter

CAA ROOKIE OF THE WEEK

Dec. 12, 2005 Rashad Chase
 Nov. 20, 2006 Trae Goldston
 Jan. 3, 2011 Devonta White
 Nov. 12, 2012 R.J. Hunter
 Nov. 26, 2012 R.J. Hunter
 Dec. 24, 2012 R.J. Hunter
 Jan. 7, 2013 R.J. Hunter
 Jan. 28, 2013 R.J. Hunter
 Feb. 4, 2013 R.J. Hunter

CAA COMMISSIONER'S AWARD

2007-08 Jihad Ali
 2008-09 Kevin Lott, Ousman Krubally
 2009-10 James Fields, Trae Goldston
 Jihad Ali, Kevin Lott, Daniel Brown
 2010-11 Daniel Brown, James Fields,
 Marques Johnson

DEAN EHLERS AWARD

2011-12 Jihad Ali

CAA ALL-ACADEMIC

2009-10 Jihad Ali
 2010-11 James Fields (First Team)
 2010-11 Marques Johnson (Honorable)
 2011-12 Jihad Ali (First Team)
 2011-12 James Fields (Second Team)

A-SUN ACADEMIC ALL-CONFERENCE

1992-93 Brad Boykin
 Mike Nalls
 Matt Peterson
 Sam Wilder
 1993-94 Courtney Brooks
 Matt Peterson
 Travis Williams
 1994-95 Travis Williams
 1995-96 Kevin Campbell
 Shellord Pinkett
 Travis Williams
 1996-97 Rodney Williams
 Shellord Pinkett
 Alex Saviddis
 Chad Searcy
 Tildon Wright
 1997-98 Rodney Hamilton
 Shellord Pinkett
 Maurice Robertson
 1998-99 Henry Nieves
 Brad Stricker
 2000-01 Lamont McIntosh
 2001-02 Otis Donald
 James Gilchrist
 2002-03 Herman Favors
 Lasanna Harris
 Lamont McIntosh
 2003-04 Marcus Brown
 Everette Morris
 2004-05 Justin Billingslea
 Deven Dickerson



1,000-POINT SCORERS

1. RODNEY HAMILTON

1,515

| Year | G | GS | FG | FGA | Pct. | 3FG | 3FGA | Pct. | FT | FTA | Pct. | TP | Avg. |
|---------|-----|-----|-----|------|------|-----|------|------|-----|-----|------|-------|------|
| 1994-95 | 28 | 28 | 102 | 248 | .411 | 8 | 38 | .211 | 67 | 87 | .770 | 279 | 10.0 |
| 1995-96 | 26 | 22 | 109 | 257 | .424 | 12 | 48 | .250 | 72 | 92 | .783 | 302 | 11.6 |
| 1996-97 | 27 | 27 | 168 | 409 | .411 | 32 | 106 | .302 | 117 | 137 | .854 | 485 | 18.0 |
| 1997-98 | 28 | 28 | 166 | 405 | .410 | 21 | 77 | .273 | 96 | 110 | .873 | 449 | 16.0 |
| Totals | 109 | 105 | 545 | 1319 | .413 | 73 | 269 | .271 | 352 | 420 | .838 | 1,515 | 13.9 |

2. TERRENCE BRANDON

1,479

| Year | G | GS | FG | FGA | Pct. | 3FG | 3FGA | Pct. | FT | FTA | Pct. | TP | Avg. |
|---------|-----|----|-----|-------|------|-----|------|------|-----|-----|------|-------|------|
| 1991-92 | 28 | 0 | 40 | 102 | .392 | 0 | 0 | .000 | 20 | 46 | .435 | 100 | 3.6 |
| 1993-94 | 27 | 26 | 154 | 317 | .486 | 0 | 2 | .000 | 87 | 163 | .534 | 395 | 14.6 |
| 1994-95 | 26 | 26 | 186 | 384 | .484 | 0 | 7 | .000 | 113 | 168 | .673 | 485 | 18.7 |
| 1995-96 | 24 | 22 | 195 | 420 | .464 | 5 | 27 | .185 | 104 | 154 | .675 | 499 | 20.8 |
| Totals | 105 | 70 | 575 | 1,223 | .470 | 5 | 36 | .139 | 324 | 531 | .610 | 1,479 | 14.1 |

3. CHAVELO HOLMES

1,375

| Year | G | GS | FG | FGA | Pct. | 3FG | 3FGA | Pct. | FT | FTA | Pct. | TP | Avg. |
|---------|-----|----|-----|------|------|-----|------|------|-----|-----|------|-------|------|
| 1981-82 | 27 | 13 | 80 | 163 | .491 | -- | -- | -- | 17 | 22 | .773 | 177 | 6.6 |
| 1982-83 | 27 | 19 | 209 | 392 | .533 | -- | -- | -- | 77 | 105 | .733 | 495 | 18.3 |
| 1983-84 | 28 | 28 | 164 | 329 | .498 | -- | -- | -- | 55 | 77 | .714 | 383 | 11.8 |
| 1985-86 | 28 | 18 | 135 | 305 | .443 | -- | -- | -- | 50 | 69 | .725 | 320 | 13.9 |
| Totals | 105 | 78 | 579 | 1189 | .487 | -- | -- | -- | 199 | 273 | .729 | 1,375 | 13.1 |

4. JAMES ANDREWS

1,279

| Year | G | GS | FG | FGA | Pct. | 3FG | 3FGA | Pct. | FT | FTA | Pct. | TP | Avg. |
|---------|----|----|-----|-----|------|-----|------|------|-----|-----|------|-------|------|
| 1985-86 | 28 | NA | 129 | 307 | .420 | -- | -- | -- | 71 | 99 | .717 | 329 | 11.8 |
| 1987-88 | 28 | 25 | 155 | 350 | .443 | 35 | 90 | .389 | 79 | 92 | .859 | 424 | 15.1 |
| 1988-89 | 28 | 28 | 153 | 315 | .486 | 37 | 96 | .385 | 109 | 132 | .826 | 526 | 18.8 |
| Totals | 84 | NA | 437 | 972 | .450 | 72 | 186 | .387 | 259 | 323 | .802 | 1,279 | 15.2 |

5. PHILLIP LUCKYDO

1,254

| Year | G | GS | FG | FGA | Pct. | 3FG | 3FGA | Pct. | FT | FTA | Pct. | TP | Avg. |
|---------|----|----|-----|-----|------|-----|------|------|-----|-----|------|-------|------|
| 1990-91 | 31 | 31 | 188 | 416 | .452 | 46 | 141 | .326 | 203 | 295 | .688 | 625 | 20.2 |
| 1991-92 | 30 | 30 | 205 | 446 | .460 | 61 | 169 | .361 | 158 | 210 | .752 | 629 | 21.0 |
| Totals | 61 | 61 | 393 | 862 | .456 | 107 | 310 | .297 | 361 | 505 | .715 | 1,254 | 20.6 |

6. LEONARD MENDEZ

1,238

| Year | G | GS | FG | FGA | Pct. | 3FG | 3FGA | Pct. | FT | FTA | Pct. | TP | Avg. |
|---------|-----|----|-----|------|------|-----|------|------|-----|-----|------|-------|------|
| 2005-06 | 21 | 11 | 28 | 57 | .491 | 5 | 16 | .313 | 2 | 4 | .500 | 63 | 3.0 |
| 2006-07 | 30 | 29 | 149 | 306 | .487 | 58 | 122 | .475 | 58 | 75 | .773 | 414 | 13.8 |
| 2007-08 | 30 | 29 | 173 | 399 | .434 | 70 | 173 | .405 | 65 | 94 | .691 | 481 | 16.0 |
| 2008-09 | 32 | 27 | 105 | 262 | .401 | 34 | 106 | .321 | 36 | 45 | .800 | 280 | 8.8 |
| Totals | 113 | 96 | 455 | 1024 | .444 | 167 | 417 | .400 | 161 | 218 | .739 | 1,238 | 11.0 |

7. NATE WILLIAMS

1,222

| Year | G | GS | FG | FGA | Pct. | 3FG | 3FGA | Pct. | FT | FTA | Pct. | TP | Avg. |
|---------|----|----|-----|-----|------|-----|------|------|-----|-----|------|-------|------|
| 2002-02 | 31 | 30 | 148 | 280 | .529 | 0 | 3 | .000 | 82 | 113 | .726 | 378 | 12.2 |
| 2002-03 | 29 | 28 | 196 | 379 | .517 | 0 | 4 | .000 | 129 | 172 | .750 | 521 | 18.0 |
| 2003-04 | 22 | 17 | 120 | 217 | .553 | 1 | 2 | .500 | 82 | 95 | .863 | 323 | 14.7 |
| Totals | 82 | 75 | 464 | 876 | .530 | 1 | 9 | .111 | 293 | 380 | .771 | 1,222 | 14.9 |

8. ZAVIAN SMITH

1,214

| Year | G | GS | FG | FGA | Pct. | 3FG | 3FGA | Pct. | FT | FTA | Pct. | TP | Avg. |
|---------|-----|----|-----|-----|------|-----|------|------|-----|-----|------|-------|------|
| 1989-90 | 27 | 15 | 53 | 115 | .461 | 1 | 2 | .500 | 44 | 70 | .629 | 153 | 5.7 |
| 1990-91 | 29 | 21 | 80 | 166 | .482 | 1 | 2 | .500 | 55 | 100 | .550 | 216 | 7.5 |
| 1991-92 | 30 | 30 | 166 | 309 | .537 | 0 | 7 | .000 | 108 | 168 | .643 | 440 | 14.7 |
| 1993-94 | 26 | 26 | 160 | 318 | .503 | 0 | 2 | .000 | 85 | 145 | .586 | 405 | 15.6 |
| Totals | 112 | 92 | 459 | 908 | .506 | 2 | 13 | .154 | 292 | 483 | .605 | 1,214 | 10.8 |



RODNEY HAMILTON is Georgia State's all-time leader in points and assists.



TOP REBOUNDER Terrence Brandon also ranks No. 2 in points scored among Panthers.



1,000-POINT SCORERS

9. KEVIN MORRIS

1,212

| Year | G | GS | FG | FGA | Pct. | 3FG | 3FGA | Pct. | FT | FTA | Pct. | TP | Avg. |
|---------|----|----|-----|-----|------|-----|------|------|-----|-----|------|-------|------|
| 1998-99 | 24 | 24 | 138 | 334 | .413 | 52 | 157 | .331 | 70 | 95 | .757 | 398 | 16.6 |
| 1999-00 | 29 | 28 | 137 | 321 | .427 | 43 | 135 | .319 | 58 | 93 | .624 | 375 | 12.9 |
| 2000-01 | 34 | 34 | 145 | 341 | .425 | 65 | 186 | .349 | 84 | 110 | .764 | 439 | 12.9 |
| Totals | 87 | 86 | 420 | 996 | .422 | 160 | 478 | .335 | 212 | 298 | .711 | 1,212 | 13.9 |

10. THOMAS TERRELL

1,193

| Year | G | GS | FG | FGA | Pct. | 3FG | 3FGA | Pct. | FT | FTA | Pct. | TP | Avg. |
|---------|----|----|-----|-----|------|-----|------|------|-----|-----|------|-------|------|
| 2000-01 | 34 | 34 | 199 | 445 | .447 | 83 | 212 | .392 | 77 | 97 | .794 | 558 | 16.4 |
| 2001-02 | 31 | 31 | 214 | 475 | .451 | 94 | 241 | .390 | 113 | 143 | .790 | 635 | 20.5 |
| Totals | 65 | 65 | 413 | 920 | .449 | 177 | 453 | .391 | 190 | 240 | .792 | 1,193 | 18.4 |

11. SHELLORD PINKETT

1,176

| Year | G | GS | FG | FGA | Pct. | 3FG | 3FGA | Pct. | FT | FTA | Pct. | TP | Avg. |
|---------|----|----|-----|------|------|-----|------|------|-----|-----|------|-------|------|
| 1994-95 | 28 | 0 | 45 | 144 | .313 | 38 | 114 | .333 | 16 | 23 | .696 | 144 | 5.1 |
| 1995-96 | 26 | 17 | 82 | 236 | .347 | 54 | 156 | .346 | 34 | 45 | .756 | 252 | 9.7 |
| 1996-97 | 27 | 27 | 124 | 341 | .364 | 57 | 161 | .354 | 62 | 78 | .795 | 367 | 13.6 |
| 1997-98 | 28 | 28 | 144 | 337 | .427 | 91 | 206 | .442 | 34 | 46 | .739 | 413 | 14.8 |
| Totals | 99 | 72 | 399 | 1058 | .377 | 240 | 637 | .377 | 146 | 192 | .760 | 1,176 | 11.9 |

12. LAMONT MCINTOSH

1,074

| Year | G | GS | FG | FGA | Pct. | 3FG | 3FGA | Pct. | FT | FTA | Pct. | TP | Avg. |
|---------|-----|----|-----|-----|------|-----|------|------|-----|-----|------|-------|------|
| 2000-01 | 30 | 0 | 20 | 45 | .444 | 8 | 22 | .364 | 11 | 18 | .611 | 59 | 2.0 |
| 2001-02 | 31 | 30 | 125 | 282 | .443 | 42 | 107 | .393 | 86 | 108 | .796 | 378 | 12.2 |
| 2002-03 | 29 | 29 | 145 | 311 | .466 | 51 | 133 | .383 | 45 | 59 | .763 | 386 | 13.3 |
| 2003-04 | 28 | 23 | 106 | 248 | .427 | 27 | 92 | .293 | 12 | 20 | .600 | 251 | 9.0 |
| Totals | 118 | 68 | 396 | 886 | .447 | 128 | 354 | .362 | 154 | 205 | .751 | 1,074 | 9.1 |

13. JIM JACOBS

1,059

| Year | G | GS | FG | FGA | Pct. | 3FG | 3FGA | Pct. | FT | FTA | Pct. | TP | Avg. |
|---------|----|----|-----|-----|------|-----|------|------|----|-----|------|-------|------|
| 1965-66 | 20 | NA | 68 | 177 | .384 | -- | -- | -- | 23 | 35 | .657 | 159 | 8.0 |
| 1966-67 | NA | NA | NA | NA | NA | -- | -- | -- | NA | NA | NA | 397 | 17.2 |
| 1967-68 | 19 | NA | 127 | 351 | .362 | -- | -- | -- | 77 | 90 | .856 | 331 | 17.4 |
| 1968-69 | 20 | NA | 63 | NA | NA | -- | -- | -- | 34 | 58 | .586 | 160 | 8.0 |
| Totals | NA | NA | NA | NA | NA | -- | -- | -- | NA | NA | NA | 1,047 | NA |

14. TRAE GOLDSTON

1,041

| Year | G | GS | FG | FGA | Pct. | 3FG | 3FGA | Pct. | FT | FTA | Pct. | TP | Avg. |
|---------|-----|----|-----|-----|------|-----|------|------|-----|-----|------|-------|------|
| 2006-07 | 28 | 1 | 29 | 92 | .315 | 16 | 45 | .356 | 15 | 21 | .714 | 89 | 3.2 |
| 2007-08 | 30 | 19 | 99 | 261 | .379 | 57 | 143 | .399 | 23 | 30 | .767 | 278 | 9.3 |
| 2008-09 | 32 | 24 | 123 | 310 | .397 | 64 | 191 | .335 | 36 | 44 | .818 | 346 | 10.8 |
| 2009-10 | 32 | 29 | 114 | 291 | .392 | 59 | 152 | .388 | 41 | 47 | .872 | 328 | 10.3 |
| Totals | 122 | 73 | 365 | 954 | .383 | 196 | 531 | .369 | 115 | 142 | .810 | 1,041 | 8.5 |

15. TRAVIS WILLIAMS

1,017

| Year | G | GS | FG | FGA | Pct. | 3FG | 3FGA | Pct. | FT | FTA | Pct. | TP | Avg. |
|---------|-----|----|-----|-----|------|-----|------|------|-----|-----|------|-------|------|
| 1992-93 | 25 | 0 | 34 | 76 | .447 | 0 | 0 | .000 | 61 | 83 | .735 | 129 | 5.2 |
| 1993-94 | 26 | 18 | 73 | 162 | .451 | 0 | 2 | .000 | 80 | 103 | .777 | 226 | 8.7 |
| 1994-95 | 28 | 28 | 129 | 277 | .466 | 3 | 11 | .273 | 85 | 119 | .714 | 346 | 12.4 |
| 1995-96 | 26 | 22 | 101 | 234 | .432 | 0 | 5 | .000 | 114 | 146 | .781 | 316 | 12.2 |
| Totals | 105 | 68 | 337 | 736 | .458 | 3 | 18 | .167 | 340 | 451 | .754 | 1,017 | 9.7 |

16. CHRIS COLLIER

1,012

| Year | G | GS | FG | FGA | Pct. | 3FG | 3FGA | Pct. | FT | FTA | Pct. | TP | Avg. |
|---------|----|----|-----|-----|------|-----|------|------|-----|-----|------|-------|------|
| 1989-90 | 26 | 26 | 169 | 294 | .575 | 1 | 4 | .250 | 106 | 284 | .576 | 447 | 17.2 |
| 1990-91 | 31 | 31 | 210 | 398 | .528 | 0 | 2 | .000 | 145 | 226 | .642 | 565 | 18.2 |
| Totals | 57 | 57 | 379 | 692 | .548 | 1 | 6 | .167 | 251 | 510 | .492 | 1,012 | 17.8 |

17. DEVONTA WHITE

1,000

| Year | G | GS | FG | FGA | Pct. | 3FG | 3FGA | Pct. | FT | FTA | Pct. | TP | Avg. |
|---------|----|----|-----|-----|------|-----|------|------|-----|-----|------|-------|------|
| 2010-11 | 20 | 5 | 35 | 98 | .357 | 10 | 38 | .263 | 24 | 35 | .686 | 104 | 5.2 |
| 2011-12 | 34 | 33 | 148 | 378 | .392 | 54 | 157 | .344 | 88 | 106 | .830 | 438 | 12.9 |
| 2012-13 | 31 | 31 | 155 | 361 | .429 | 40 | 128 | .313 | 108 | 146 | .740 | 458 | 14.8 |
| Totals | 85 | 69 | 338 | 837 | .404 | 104 | 323 | .322 | 220 | 287 | .767 | 1,000 | 11.8 |



KEVIN MORRIS contributed 1,212 points and 431 assists in three seasons, including the 2001 NCAA Tournament campaign.



DEVONTA WHITE tied a career-high with 24 points in the final game of the 2012-13 season in overtime against Northeastern to reach the 1,000-point plateau.



CAREER LEADERS

POINTS

| Player | Years | Pts. |
|----------------------|------------------|-------|
| 1. Rodney Hamilton | 1994-98 (4) | 1,515 |
| 2. Terrence Brandon | 1991-96 (4) | 1,479 |
| 3. Chavelo Holmes | 1981-86 (4) | 1,375 |
| 4. James Andrews | 1985-89 (3) | 1,279 |
| 5. Phillip Luckydo | 1990-92 (2) | 1,254 |
| 6. Leonard Mendez | 2005-09 (4) | 1,238 |
| 7. Nate Williams | 2001-04 (3) | 1,222 |
| 8. Zavian Smith | 1989-94 (4) | 1,214 |
| 9. Kevin Morris | 1998-01 (3) | 1,212 |
| 10. Thomas Terrell | 2000-02 (2) | 1,193 |
| 11. Shellord Pinkett | 1994-98 (4) | 1,176 |
| 12. Lamont McIntosh | 2000-04 (4) | 1,074 |
| 13. Jim Jacobs | 1965-69 (3) | 1,059 |
| 14. Trae Goldston | 2006-10 (4) | 1,041 |
| 15. Travis Williams | 1992-96 (4) | 1,017 |
| 16. Chris Collier | 1989-91 (2) | 1,012 |
| 17. Devonta White | 2010-present (3) | 1,000 |
| 18. Lanard Copeland | 1985-89 (4) | 977 |
| 19. Anton Reese | 1998-00 (2) | 968 |
| 20. Shernard Long | 1999-01 (2) | 964 |
| 21. Jihad Ali | 2007-12 (4) | 923 |
| 22. Mike Nalls | 1989-93 (4) | 907 |

REBOUNDS

| Player | Years | Rbs. |
|---------------------|-------------|------|
| 1. Terrence Brandon | 1991-96 (4) | 750 |
| 2. Zavian Smith | 1989-94 (4) | 714 |
| 3. Rashad Chase | 2005-09 (4) | 707 |
| 4. Travis Williams | 1992-96 (4) | 634 |
| 5. Mike Nalls | 1989-93 (4) | 616 |
| 6. Chris Collier | 1989-91 (2) | 586 |
| 7. Keven Davis | 1985-89 (4) | 583 |
| 8. Nate Williams | 2001-04 (3) | 540 |
| 9. Rodney Turner | 1986-89 (2) | 527 |
| 10. Chavelo Holmes | 1981-86 (4) | 505 |
| 11. Jihad Ali | 2007-12 (4) | 492 |
| 12. Bob Pierson | 1974-76 (2) | 483 |
| 13. Thomas Terrell | 2000-02 (2) | 482 |

FIELD GOALS MADE

| Player | Years | FG |
|---------------------|-------------|-----|
| 1. Chavelo Holmes | 1981-86 (4) | 588 |
| 2. Rodney Hamilton | 1994-98 (4) | 545 |
| 3. Terrence Brandon | 1991-96 (4) | 575 |
| 5. James Andrews | 1985-89 (3) | 474 |
| 6. Nate Williams | 2001-04 (3) | 464 |
| 7. Zavian Smith | 1989-94 (4) | 459 |
| 8. Leonard Mendez | 2005-09 (4) | 455 |
| 9. Kevin Morris | 1998-01 (3) | 420 |
| 10. Thomas Terrell | 2000-02 (2) | 413 |

FIELD GOALS ATTEMPTED

| Player | Years | FGA |
|---------------------|-------------|-------|
| 1. Rodney Hamilton | 1994-98 (4) | 1,319 |
| 2. Terrence Brandon | 1991-96 (4) | 1,479 |

| | | |
|---------------------|-------------|-------|
| 3. Chavelo Holmes | 1981-86 (4) | 1,189 |
| 4. Shellord Pinkett | 1994-98 (4) | 1,058 |
| 5. Leonard Mendez | 2005-09 (4) | 1,024 |
| 6. Kevin Morris | 1998-01 (3) | 996 |
| 7. James Andrews | 1985-89 (3) | 972 |
| 8. Thomas Terrell | 2000-02 (2) | 920 |
| 9. Lanard Copeland | 1985-89 (4) | 911 |
| 10. Zavian Smith | 1989-94 (4) | 908 |

FIELD GOAL PERCENTAGE

Minimum 200 FG made

| Player (Made/Att.) | Years | Pct. |
|-------------------------------|-------------|------|
| 1. Chris Jackson (303-502) | 1983-85 (2) | .604 |
| 2. Quincy Gause (279-465) | 1997-99 (2) | .600 |
| 3. Bob Pierson (352-594) | 1974-76 (2) | .593 |
| 4. Eric Buckner (262-447) | 2010-12 (2) | .586 |
| 5. Rodney Turner (236-435) | 1986-89 (2) | .555 |
| 6. Chris Collier (380-696) | 1989-91 (2) | .546 |
| 7. Reggie Chennault (237-445) | 1982-84 (2) | .533 |
| 8. Nate Williams (464-876) | 2001-04 (3) | .530 |
| 9. Tildon Wright (305-579) | 1993-97 (4) | .527 |
| 10. Zavian Smith (459-908) | 1989-94 (4) | .506 |

FREE THROWS MADE

| Player | Years | FT |
|---------------------|-------------|-----|
| 1. Phillip Luckydo | 1990-92 (2) | 361 |
| 2. Rodney Hamilton | 1994-98 (4) | 352 |
| 3. Travis Williams | 1992-96 (4) | 340 |
| 4. Terrence Brandon | 1991-96 (4) | 324 |
| 5. Nate Williams | 2001-04 (3) | 293 |
| 6. Zavian Smith | 1989-94 (4) | 292 |
| 7. Rashad Chase | 2005-09 (4) | 261 |
| 8. James Andrews | 1985-89 (3) | 259 |
| 9. Chris Collier | 1989-91 (2) | 251 |

FREE THROWS ATTEMPTED

| Player | Years | FTA |
|---------------------|-------------|-----|
| 1. Terrence Brandon | 1991-96 (4) | 531 |
| 2. Chris Collier | 1989-91 (2) | 510 |
| 3. Phillip Luckydo | 1990-92 (2) | 505 |
| 4. Zavian Smith | 1989-94 (4) | 483 |
| 5. Travis Williams | 1992-96 (4) | 451 |
| 6. Rashad Chase | 2005-09 (4) | 435 |
| 7. Rodney Hamilton | 1994-98 (4) | 420 |

FREE THROW PERCENTAGE

Minimum 100 FT Made

| Player (Made/Att.) | Years | Pct. |
|------------------------------|------------------|------|
| 1. Rodney Hamilton (352-420) | 1994-98 (4) | .838 |
| 2. Tom Mullins (204-250) | 1964-67 (3) | .816 |
| 3. Matt O'Brien (161-198) | 1989-91 (2) | .813 |
| 4. Trae Goldston (115-142) | 2006-10 (4) | .810 |
| 5. James Andrews (259-323) | 1985-89 (3) | .802 |
| 6. Devonta White (112-141) | 2010- (2) | .794 |
| 7. Thomas Terrell (190-240) | 2000-02 (2) | .790 |
| 8. Al Dickson (122-157) | 1968-70 (2) | .777 |
| 9. R.J. Hunter (104-134) | 2012-present (1) | .776 |
| 10. Quincy Gause (176-227) | 1997-99 (2) | .775 |
| 11. Tony Graham (161-208) | 1980-84 (4) | .774 |



LAMONT McINTOSH ranks 12th on Georgia State's career scoring list.



HERMAN FAVORS ranks in the Panthers' top five in both assists and steals.



ZAVIAN SMITH is the top shot blocker and No. 2 rebounder in Panther annals.



CAREER LEADERS

3-POINT FIELD GOALS

| Player | Years | 3FG |
|--------------------------|-------------------------|------------|
| 1. Shellord Pinkett | 1994-98 (4) | 240 |
| 2. Trae Goldston | 2006-10 (4) | 196 |
| 3. Thomas Terrell | 2000-02 (2) | 177 |
| 4. Leonard Mendez | 2005-09 (4) | 167 |
| 5. Anton Reese | 1998-00 (2) | 165 |
| 6. Kevin Morris | 1998-01 (3) | 160 |
| 7. Kevin Thomas | 2003-05 (2) | 137 |
| 8. Herman Favors | 2003-06 (4) | 130 |
| 9. Lamont McIntosh | 2000-04 (4) | 128 |
| 10. Malcolm Manier | 2004-06 (2) | 111 |
| 11. Jihad Ali | 2007-12 (4) | 107 |
| Phillip Luckydo | 1990-92 (2) | 107 |
| 13. Leroy Davis | 2001-03 (2) | 106 |
| 14. Devonta White | 2010-present (3) | 104 |
| 15. Mark Thompson | 1988-92 (4) | 100 |
| Sam Wilder | 1989-93 (4) | 100 |

3-POINT FIELD GOAL ATTEMPTS

| Player | Years | 3FGA |
|---------------------|-------------|------|
| 1. Shellord Pinkett | 1994-98 (4) | 637 |
| 2. Trae Goldston | 2006-10 (4) | 531 |
| 3. Kevin Morris | 1998-01 (3) | 478 |
| 4. Thomas Terrell | 2000-02 (2) | 431 |
| 5. Leonard Mendez | 2005-09 (4) | 417 |
| 6. Anton Reese | 1998-00 (2) | 412 |
| 7. Kevin Thomas | 2003-05 (2) | 366 |
| 8. Herman Favors | 2003-06 (4) | 357 |
| 9. Lamont McIntosh | 2000-04 (4) | 354 |

3-POINT FG PERCENTAGE

Minimum 50 3-Pt. FG Made

| Player | Years | Pct. |
|--------------------------------|-------------------------|-------------|
| 1. Marcus Brown (80-178) | 2003-05 (2) | .449 |
| 2. Leonard Mendez (167-417) | 2005-09 (4) | .400 |
| Anton Reese (165-412) | 1998-00 (2) | .400 |
| 3. Thomas Terrell (177-453) | 2000-02 (2) | .391 |
| 4. James Andrews (72-186) | 1987-89 (3) | .387 |
| 5. Shellord Pinkett (240-637) | 1994-98 (4) | .377 |
| 6. Kevin Thomas (137-366) | 2003-05 (2) | .374 |
| 7. Trae Goldston (196-531) | 2006-10 (4) | .369 |
| Leroy Davis (106-287) | 2001-03 (2) | .369 |
| 9. R.J. Hunter (73-200) | 2012-present (1) | .365 |
| 10. Herman Favors (130-357) | 2002-06 (4) | .364 |
| 11. Malcolm Manier (111-306) | 2004-06 (2) | .363 |

ASSISTS

| Player | Years | Ast. |
|-------------------------|-------------------------|------------|
| 1. Rodney Hamilton | 1994-98 (4) | 535 |
| 2. Kevin Morris | 1998-01 (3) | 431 |
| 3. Eric Ervin | 1982-84 (2) | 316 |
| 4. Herman Favors | 2002-06 (4) | 310 |
| Howie Jarvis | 1976-79 (3) | 310 |
| 6. Boyd Copeland | 2003-05 (2) | 288 |
| 7. Lamont McIntosh | 2000-04 (4) | 281 |
| 8. Dewey Haley | 1984-86 (2) | 279 |
| 9. Devonta White | 2010-present (3) | 268 |
| 10. Joe Dukes | 2008-10 (2) | 257 |

BLOCKED SHOTS

| Player | Years | Blk. |
|---------------------|-------------|------|
| 1. Eric Buckner | 2010-12 (2) | 167 |
| 2. James Vincent | 2009-13 (4) | 132 |
| 3. Zavian Smith | 1989-94 (4) | 128 |
| 4. Nate Williams | 2001-04 (3) | 113 |
| 5. Torquin Gresham | 1997-00 (3) | 110 |
| 6. Deven Dickerson | 2004-08 (4) | 101 |
| 7. Sylvester Morgan | 2003-05 (2) | 84 |
| 8. Trello Galloway | 2002-04 (2) | 72 |
| 9. Chris Collier | 1989-91 (2) | 71 |
| 10. Jarrod Hill | 1998-00 (2) | 66 |
| Trey Hampton | 2008-10 (2) | 66 |

STEALS

| Player | Years | Stl. |
|-------------------------|-------------------------|------------|
| 1. Rodney Hamilton | 1994-98 (4) | 212 |
| 2. Kevin Morris | 1998-01 (3) | 202 |
| 3. Zavian Smith | 1989-94 (4) | 157 |
| 4. Shernard Long | 1999-01 (2) | 144 |
| 5. James Fields | 2008-12 (4) | 139 |
| 6. Devonta White | 2010-present (3) | 126 |
| 7. Herman Favors | 2002-06 (4) | 120 |
| 8. Corey Gauff | 1989-93 (4) | 117 |
| 9. Leonard Mendez | 2005-09 (4) | 116 |
| 10. Lamont McIntosh | 2000-04 (4) | 115 |

GAMES PLAYED

| Player | Years | G |
|----------------------|-------------|-----|
| 1. Jihad Ali | 2007-12 (4) | 126 |
| 2. James Fields | 2008-12 (4) | 124 |
| 3. Trae Goldston | 2006-10 (4) | 122 |
| 4. Rashad Chase | 2005-09 (4) | 120 |
| 5. Lamont McIntosh | 2000-04 (4) | 118 |
| 6. James Vincent | 2009-13 (4) | 117 |
| 7. Donnie Davis | 1998-02 (4) | 115 |
| 8. Leonard Mendez | 2005-09 (4) | 113 |
| 9. Zavian Smith | 1989-94 (4) | 112 |
| 10. Herman Favors | 2002-06 (4) | 111 |
| 11. Rodney Hamilton | 1994-98 (4) | 109 |
| 12. Terrence Brandon | 1991-96 (4) | 105 |
| Travis Williams | 1992-96 (4) | 105 |
| Chavelo Holmes | 1981-86 (4) | 105 |

GAMES STARTED

| Player | Years | GS |
|---------------------|-------------|-----|
| 1. Rodney Hamilton | 1994-98 (4) | 105 |
| 2. Leonard Mendez | 2005-09 (4) | 96 |
| 3. Zavian Smith | 1989-94 (4) | 92 |
| 4. Kevin Morris | 1998-01 (3) | 86 |
| 5. Lamont McIntosh | 2000-04 (4) | 82 |
| 6. Rashad Chase | 2005-09 (4) | 81 |
| 7. Chavelo Holmes | 1981-86 (4) | 78 |
| 8. Nate Williams | 2001-04 (3) | 75 |
| 9. Shellord Pinkett | 1994-98 (4) | 72 |
| Trae Goldston | 2006-10 (4) | 72 |

DOUBLE-DOUBLES (PTS.-RBS.)

| Player | Years | DD |
|---------------------|-------------|----|
| 1. Chris Collier | 1989-91 (2) | 29 |
| Quincy Gause | 1997-99 (2) | 29 |
| 3. Terrence Brandon | 1991-96 (4) | 25 |



ERIC BUCKNER moved to the top of the blocked shots list in just two seasons.



LEONARD MENDEZ stands sixth in scoring in the Panther record book.



JIHAD ALI finished his career playing in more games than any Panther in school history.



SEASON LEADERS



DEVEN DICKERSON had two of the top seasons for blocked shots. He is one of six Panthers with 100 career blocks.

POINTS

| Player | Season | Pts. |
|-----------------------------|----------------|------------|
| 1. Thomas Terrell | 2001-02 | 635 |
| 2. Phillip Luckydo | 1991-92 | 629 |
| 3. Phillip Luckydo | 1990-91 | 625 |
| 4. Shernard Long | 2000-01 | 593 |
| 5. Chris Collier | 1990-91 | 565 |
| 6. George Pendleton | 1976-77 | 562 |
| 7. Thomas Terrell | 2000-01 | 558 |
| 8. R.J. Hunter | 2012-13 | 527 |
| 9. James Andrews | 1988-89 | 526 |
| 10. Nate Williams | 2002-03 | 521 |

POINTS PER GAME

| Player | Season | Avg. |
|---------------------------|--------------|------|
| 1. Ron Ricketts | 1970-71 | 21.1 |
| 2. Phillip Luckydo | 1991-92 | 21.0 |
| 3. Terrence Brandon | 1995-96 | 20.8 |
| 4. Thomas Terrell | 2001-02 | 20.5 |
| 5. Phillip Luckydo | 1990-91 | 20.2 |
| 6. George Pendleton | 1976-77 | 20.1 |
| 7. Ken Brewer | 1969-70 | 19.8 |
| 8. Harlan Graham | 1986-87 | 19.7 |
| 9. Jackie Poag | 1971-72 | 19.5 |
| 10. Bob Pierson | 1975-76 | 19.2 |

REBOUNDS

| Player | Season | Rebs. |
|---------------------------|--------------|-------|
| 1. Chris Collier | 1990-91 | 328 |
| 2. Neil Purvis | 1972-73 | 288 |
| 3. Rodney Turner | 1988-89 | 278 |
| 4. Bob Pierson | 1975-76 | 265 |
| 5. Chris Collier | 1989-90 | 258 |
| 6. Thomas Terrell | 2000-01 | 255 |
| 7. Terrence Brandon | 1995-96 | 249 |
| 8. Rodney Turner | 1986-87 | 249 |
| 9. Ron Ricketts | 1970-71 | 246 |
| 10. Mike Nalls | 1992-93 | 236 |
| 11. Zavian Smith | 1991-92 | 235 |
| 12. Thomas Terrell | 2001-02 | 227 |



JOE DUKES recorded top-10 seasons in both assists and steals to earn All-CAA honors.

REBOUNDS PER GAME

| Player | Season | Avg. |
|---------------------------|--------------|------|
| 1. Ron Ricketts | 1971-72 | 14.6 |
| 2. Neil Purvis | 1972-73 | 11.5 |
| Bob Pierson | 1975-76 | 11.5 |
| 4. Ron Ricketts | 1970-71 | 11.1 |
| 5. Chris Collier | 1990-91 | 10.6 |
| 6. Terrence Brandon | 1995-96 | 10.4 |
| 7. Rodney Turner | 1988-89 | 9.9 |
| Chris Collier | 1989-90 | 9.9 |
| 9. Virlyn Gaines | 1964-65 | 9.6 |
| 10. Bogden Wolfe | 1967-68 | 9.5 |
| Rondy Tucker | 1979-80 | 9.5 |

ASSISTS

| Player | Season | Ast. |
|---------------------------|--------------|------|
| 1. Eric Ervin | 1982-83 | 222 |
| 2. Dewey Haley | 1985-86 | 174 |
| 3. Rodney Hamilton | 1997-98 | 171 |
| 4. Melvin Howard | 1986-87 | 148 |
| 5. Kevin Morris | 1999-00 | 145 |
| 6. Kevin Morris | 2000-01 | 144 |
| 7. Kevin Morris | 1998-99 | 142 |
| 8. Joe Dukes | 2008-09 | 134 |
| 9. Lamont McIntosh | 2001-02 | 128 |
| 10. Rodney Hamilton | 1996-97 | 124 |
| 11. Joe Dukes | 2009-10 | 123 |
| 12. Devonta White | 2012-13 | 121 |
| Rodney Hamilton | 1995-96 | 121 |

STEALS

| Player | Season | Stl. |
|--------------------------|--------------|------|
| 1. Kevin Morris | 2000-01 | 84 |
| 2. Shernard Long | 2000-01 | 83 |
| 3. Shernard Long | 1999-00 | 63 |
| 4. Kevin Morris | 1999-00 | 62 |
| 5. James Fields | 2011-12 | 61 |
| 6. Devonta White | 2011-12 | 60 |
| 7. Rodney Hamilton | 1996-97 | 60 |
| 8. Mark Stribling | 1992-93 | 59 |
| 9. Dewey Haley | 1984-85 | 59 |
| 10. Chris Collier | 1990-91 | 56 |
| Kevin Morris | 1998-99 | 56 |
| Joe Dukes | 2009-10 | 56 |



KEVIN MORRIS set the school record for steals with 84 in 2000-01. His teammate, Shernard Long, added 83 thefts.



SEASON LEADERS

BLOCKED SHOTS

| Player | Season | Blks. |
|---------------------|---------|-------|
| 1. Eric Buckner | 2011-12 | 118 |
| 2. Sylvester Morgan | 2004-05 | 81 |
| 3. James Vincent | 2012-13 | 70 |
| 4. Zavian Smith | 1991-92 | 62 |
| 5. Eric Buckner | 2010-11 | 49 |
| 6. Deven Dickerson | 2006-07 | 47 |
| 7. Deven Dickerson | 2005-06 | 46 |
| 8. Trello Galloway | 2002-03 | 45 |
| 9. Torquin Gresham | 1997-98 | 43 |
| Jarrold Hill | 1999-00 | 43 |



ERIC BUCKNER set a school record with 118 blocked shots. The mark was the fifth most in CAA history.

FIELD GOALS MADE

| Player | Season | FG (Att.) |
|---------------------|---------|-----------|
| 1. Thomas Terrell | 2001-02 | 214 (475) |
| 2. Chris Collier | 1990-91 | 210 (398) |
| 3. Shernard Long | 2000-01 | 209 (461) |
| Chavelo Holmes | 1982-83 | 209 (392) |
| 5. Phillip Luckydo | 1991-92 | 205 (446) |
| 6. Thomas Terrell | 2000-01 | 199 (445) |
| 7. Mike Nalls | 1992-93 | 196 (370) |
| Nate Williams | 2002-03 | 196 (370) |
| 9. Terrence Brandon | 1995-96 | 195 (420) |
| 10. James Andrews | 1988-89 | 190 (408) |

3-POINT FIELD GOALS

| Player | Season | 3FG |
|-----------------------|----------------|-----------|
| 1. Thomas Terrell | 2001-02 | 94 |
| 2. Shellord Pinkett | 1997-98 | 91 |
| 3. Anton Reese | 1998-99 | 86 |
| 4. Thomas Terrell | 2000-01 | 83 |
| 5. Anton Reese | 1999-00 | 79 |
| 6. Kevin Thomas | 2004-05 | 74 |
| 7. R.J. Hunter | 2012-13 | 73 |
| 8. Leonard Mendez | 2007-08 | 70 |
| 9. Matt O'Brien | 1989-90 | 68 |
| 10. Malcolm Manier | 2005-06 | 67 |

3-POINT PERCENTAGE

| Player | Season | Pct. |
|---------------------|---------|------|
| 1. Leonard Mendez | 2006-07 | .475 |
| 2. Marcus Brown | 2004-05 | .467 |
| 3. Shellord Pinkett | 1997-98 | .442 |
| 4. Anton Reese | 1999-00 | .434 |
| 5. Herman Favors | 2003-04 | .424 |
| 6. Manny Atkins | 2012-13 | .412 |
| 7. Mark Stribling | 1992-93 | .408 |
| 8. Leonard Mendez | 2007-08 | .405 |
| 9. Trae Goldston | 2007-08 | .399 |
| 10. Lanard Copeland | 1987-88 | .396 |



MARCUS BROWN holds the record for the highest career 3-point percentage and has the second-best season mark.

FREE THROWS MADE

| Player | Season | FT (Att) |
|--------------------|---------|-----------|
| 1. Phillip Luckydo | 1990-91 | 203 (295) |
| 2. Phillip Luckydo | 1991-92 | 158 (210) |
| 3. Chris Collier | 1990-91 | 145 (226) |
| 4. Nate Williams | 2002-03 | 129 (172) |
| 5. Shernard Long | 2000-01 | 120 (167) |
| 6. Tom Mullins | 1966-67 | 118 (139) |
| 7. Rodney Hamilton | 1996-97 | 117 (137) |
| 8. Travis Williams | 1995-96 | 114 (146) |
| 9. Matt O'Brien | 1989-90 | 113 (129) |
| Terrence Brandon | 1994-95 | 113 (168) |
| Thomas Terrell | 2001-02 | 113 (143) |

DOUBLE-DOUBLES (PTS.-REBS.)

| Player | Season | D-D |
|---------------------|---------|-----|
| 1. Chris Collier | 1990-91 | 18 |
| 2. Terrence Brandon | 1995-96 | 13 |
| 3. Quincy Gause | 1998-99 | 12 |

FIELD GOAL PERCENTAGE

Minimum 100 FG Made

| Player (Made/Att.) | Season | FG-FGA | Pct. |
|--------------------|---------|---------|-------|
| 1. Chris Jackson | 1983-84 | 118-164 | .720 |
| 2. Quincy Gause | 1998-99 | 144-221 | .651 |
| 3. Bob Pierson | 1975-76 | 187-291 | *.643 |
| 4. Eric Buckner | 2011-12 | 147-237 | .620 |
| 5. Rodney Turner | 1988-89 | 119-205 | .581 |
| 6. Chris Collier | 1989-90 | 169-294 | .575 |
| 7. Nate Williams | 2003-04 | 120-217 | .553 |
| Quincy Gause | 1997-98 | 135-244 | .553 |
| 9. Chris Jackson | 1984-85 | 185-338 | .547 |
| 10. Bob Pierson | 1974-75 | 165-303 | .545 |
| 11. Zavian Smith | 1991-92 | 166-309 | .537 |

* Ranked 7th in NCAA Division I

FREE THROW PERCENTAGE

Minimum 50 FT Made

| Player | Season | Made-Att. | Pct. |
|--------------------|---------|-----------|------|
| 1. Matt O'Brien | 1989-90 | 113-129 | .876 |
| 2. Rodney Hamilton | 1997-98 | 96-110 | .873 |
| 3. Nate Williams | 2003-04 | 82-95 | .863 |
| 4. James Andrews | 1987-88 | 79-92 | .859 |
| 5. Rodney Hamilton | 1996-97 | 117-137 | .854 |
| 6. Tom Mullins | 1966-67 | 118-139 | .849 |
| 7. Rankin Thomas | 1969-70 | 57-68 | .838 |
| 8. Al Dickson | 1968-69 | 54-65 | .831 |
| 9. Devonta White | 2011-12 | 88-106 | .830 |
| Tony Graham | 1982-83 | 73-88 | .830 |
| 10. James Andrews | 1988-89 | 109-132 | .826 |

ANNUAL LEADERS

| SEASON | TOTAL POINTS | SCORING AVERAGE | TOTAL REBOUNDS | REBOUND AVERAGE | ASSIST AVERAGE |
|---------|---------------------------|-----------------------------|---------------------------|---------------------------|--------------------------|
| 1963-64 | Virlyn Gaynes.....349 | Virlyn Gaynes..... 15.6 | Virlyn Gaynes.....179 | Virlyn Gaynes.....8.1 | |
| 1964-65 | Don Cool.....271 | Virlyn Gaynes..... 13.3 | Virlyn Gaynes.....113 | Virlyn Gaynes.....9.6 | |
| 1965-66 | Tom Mullins.....215 | Tom Mullins..... 10.8 | Tom Mullins146 | Tom Mullins7.1 | |
| 1966-67 | Jim Jacobs.....397 | Jim Jacobs 17.2 | Tom Mullins119 | Tom Mullins8.5 | |
| 1967-68 | Jim Jacobs.....331 | Jim Jacobs 17.4 | Bogden Wolfe.....171 | Bogden Wolfe.....9.5 | |
| 1968-69 | Ken Brewer.....361 | Ken Brewer 18.1 | Walt Seeger119 | Walt Seeger5.9 | |
| 1969-70 | Ken Brewer.....376 | Ken Brewer 19.8 | Tom Pritchard169 | Tom Pritchard9.0 | |
| 1970-71 | Ron Ricketts.....443 | RON RICKETTS 21.1 | Ron Ricketts.....246 | Ron Ricketts11.1 | |
| 1971-72 | Jackie Poag428 | Jackie Poag..... 19.5 | Ron Ricketts.....193 | RON RICKETTS14.8 | |
| 1972-73 | Walker Atrice.....326 | Walker Atrice 13.0 | Neil Purvis288 | Neil Purvis.....11.5 | |
| 1973-74 | Walker Atrice.....374 | Jackie Poag..... 14.4 | Walker Atrice.....208 | Walker Atrice8.0 | |
| 1974-75 | Jim Atkinson.....431 | Jim Atkinson 16.6 | Eddie Young.....233 | Eddie Young8.9 | |
| 1975-76 | Bob Pierson.....441 | Bob Pierson 19.2 | Bob Pierson265 | Bob Pierson11.5 | |
| 1976-77 | George Pendleton.....562 | George Pendleton 20.1 | Charles Boles.....186 | Charles Boles.....6.6 | |
| 1977-78 | Jerome Scott.....341 | Jerome Scott 14.8 | Dan Fencher165 | Dan Fencher6.3 | |
| 1978-79 | Chris Falker.....306 | Mark Gulmire 11.9 | Dan Fencher147 | Dan Fencher5.4 | |
| 1979-80 | Don Ross364 | Rondy Tucker 15.8 | Rondy Tucker189 | Rondy Tucker9.5 | Jeff Stackhouse1.9 |
| 1980-81 | Archie Booker.....281 | Don Ross..... 13.0 | Archie Booker171 | Rondy Tucker6.8 | n/a |
| 1981-82 | Frank Bennett.....275 | Rondy Tucker 12.1 | Joe Brown.....166 | Rondy Tucker6.9 | George Ramsey2.3 |
| 1982-83 | Chavelo Holmes495 | Chavelo Holmes..... 18.3 | Joe Brown.....226 | Joe Brown.....8.1 | ERIC ERVIN7.9 |
| 1983-84 | Chavelo Holmes393 | Chavelo Holmes..... 13.1 | Reggie Chennault.....119 | Reggie Chennault6.4 | Eric Ervin.....3.6 |
| 1984-85 | Chris Jackson.....433 | Chris Jackson 15.5 | Paul Norris.....147 | Paul Norris.....5.3 | Dewey Haley3.8 |
| 1985-86 | Dewey Haley.....388 | Dewey Haley 13.9 | Ricky Coulter.....203 | Ricky Coulter7.5 | Dewey Haley6.2 |
| 1986-87 | Elfred Jackson.....412 | Harlen Graham 19.7 | Rodney Turner249 | Rodney Turner8.9 | Melvin Howard5.7 |
| 1987-88 | James Andrews424 | James Andrews..... 15.1 | Willie Brown.....185 | Willie Brown6.6 | Paris Dennis3.8 |
| 1988-89 | James Andrews526 | James Andrews..... 18.8 | Rodney Turner278 | Rodney Turner9.9 | Bobby Reinhart.....4.3 |
| 1989-90 | Matt O'Brien515 | Matt O'Brien..... 18.4 | Chris Collier258 | Chris Collier9.9 | Matt O'Brien.....3.8 |
| 1990-91 | Phillip Luckydo625 | Phillip Luckydo..... 20.2 | CHRIS COLLIER.....328 | Chris Collier10.6 | Garrett Coley.....2.8 |
| 1991-92 | Phillip Luckydo629 | Phillip Luckydo..... 21.0 | Zavian Smith235 | Zavian Smith7.8 | Don Smiley.....2.8 |
| 1992-93 | Mike Nalls469 | Mike Nalls..... 17.4 | Mike Nalls.....236 | Mike Nalls.....8.7 | Courtney Brooks.....3.2 |
| 1993-94 | Zavian Smith.....405 | Zavian Smith 15.6 | Zavian Smith225 | Zavan Smith8.7 | Donald Hall4.8 |
| 1994-95 | Terrence Brandon485 | Terrence Brandon 18.7 | Terrence Brandon234 | Terrence Brandon9.0 | Rodney Hamilton4.3 |
| 1995-96 | Terrence Brandon499 | Terrence Brandon 20.8 | Terrence Brandon249 | Terrence Brandon ..10.4 | Rodney Hamilton4.6 |
| 1996-97 | Rodney Hamilton.....485 | Rodney Hamilton 18.0 | Tildon Wright.....192 | Tildon Wright7.1 | Rodney Hamilton4.6 |
| 1997-98 | Rodney Hamilton.....449 | Rodney Hamilton 16.0 | Quincy Gause.....212 | Quincy Gause.....7.6 | Rodney Hamilton6.1 |
| 1998-99 | Anton Reese.....493 | Kevin Morris 16.6 | Quincy Gause.....203 | Quincy Gause.....8.8 | Kevin Morris5.9 |
| 1999-00 | Anton Reese.....475 | Shernard Long..... 16.9 | Jarrold Hill.....169 | Jarrold Hill.....6.0 | Kevin Morris5.0 |
| 2000-01 | Shernard Long 593 | Shernard Long 18.0 | Thomas Terrell255 | Thomas Terrell7.5 | Kevin Morris4.2 |
| 2001-02 | THOMAS TERRELL..635 | Thomas Terrell 20.5 | Thomas Terrell 227 | Thomas Terrell 7.3 | Lamont McIntosh4.1 |
| 2002-03 | Nate Williams521 | Nate Williams..... 18.0 | Nate Williams 190 | Trello Galloway 6.8 | Lamont McIntosh3.2 |
| 2003-04 | Nate Williams323 | Nate Williams 14.7 | Trello Galloway175 | Nate Williams 6.9 | Herman Favors.....3.6 |
| 2004-05 | Marcus Brown431 | Marcus Brown 14.9 | Boyd Copeland.....151 | Boyd Copeland 5.2 | Boyd Copeland.....3.8 |
| 2005-06 | Herman Favors349 | Herman Favors 12.5 | Deven Dickerson147 | Deven Dickerson5.1 | Boyd Copeland.....3.6 |
| 2006-07 | Lance Perique467 | Lance Perique..... 15.6 | Rashad Chase184 | Rashad Chase 5.9 | Ron Larris.....2.9 |
| 2007-08 | Leonard Mendez481 | Leonard Mendez..... 16.0 | Rashad Chase212 | Rashad Chase7.6 | D.J. Jones2.8 |
| 2008-09 | Joe Dukes396 | Joe Dukes 12.8 | Rashad Chase187 | Rashad Chase5.8 | Joe Dukes4.3 |
| 2009-10 | Joe Dukes432 | Joe Dukes 13.5 | Ousman Krubally171 | Ousman Krubally5.7 | Joe Dukes3.8 |
| 2010-11 | Eric Buckner290 | Eric Buckner..... 9.4 | Eric Buckner175 | Eric Buckner.....5.6 | James Fields.....3.0 |
| 2011-12 | Devonta White438 | Devonta White..... 12.9 | Eric Buckner242 | Eric Buckner.....7.1 | Josh Micheaux.....3.6 |
| 2012-13 | R.J. Hunter527 | R.J. Hunter..... 17.0 | Manny Atkins.....207 | Manny Atkins.....6.7 | Devonta White3.9 |

ALL CAPS - single season leader



TEAM LEADERS

POINTS SCORED

| Points.....G | Year |
|--------------|---------|
| 2,701.....34 | 2000-01 |
| 2,526.....30 | 1991-92 |
| 2,452.....31 | 1990-91 |
| 2,388.....31 | 2001-02 |
| 2,379.....28 | 1988-89 |
| 2,298.....34 | 2011-12 |
| 2,281.....28 | 1986-87 |
| 2,234.....28 | 1987-88 |
| 2,199.....30 | 1998-99 |
| 2,169.....29 | 2003-04 |
| 2,145.....29 | 2002-03 |

POINTS PER GAME

| Avg.....G | Year |
|--------------|---------|
| 84.96.....28 | 1988-89 |
| 84.20.....30 | 1991-92 |
| 81.46.....28 | 1986-87 |
| 80.83.....24 | 1971-72 |
| 79.79.....28 | 1987-88 |
| 79.44.....34 | 2000-01 |
| 79.10.....31 | 1990-91 |
| 77.00.....31 | 2001-02 |
| 76.30.....27 | 1992-93 |
| 75.35.....23 | 1975-76 |

FIELD GOAL ATTEMPTS

| FGA.....G | Year |
|--------------|---------|
| 2,068.....34 | 2000-01 |
| 1,975.....31 | 1991-92 |
| 1,936.....34 | 2011-12 |
| 1,916.....31 | 1990-91 |

FIELD GOALS MADE

| FG.....G | Year |
|------------|---------|
| 929.....34 | 2000-01 |
| 913.....28 | 1988-89 |
| 881.....31 | 1991-92 |
| 848.....31 | 2001-02 |
| 846.....31 | 1990-91 |

FIELD GOAL PCT.

| Pct. (FG-FGA).....G | Year |
|------------------------|---------|
| .500 (803-1607).....28 | 1982-83 |
| .489 (735-1503).....28 | 1983-84 |
| .475 (913-1921).....28 | 1988-89 |
| .468 (776-1657).....29 | 2003-04 |
| .467 (812-1739).....28 | 1987-88 |

3-PT FG ATTEMPTS

| 3FGA.....G | Year |
|-------------------|----------------|
| 780.....34 | 2000-01 |
| 700.....29 | 2004-05 |
| 611.....31 | 2012-13 |
| 603.....31 | 2001-02 |
| 594.....31 | 2010-11 |
| 593.....29 | 2003-04 |
| 565.....32 | 2008-09 |
| 562.....34 | 2011-12 |
| 542.....29 | 2005-06 |
| 535.....29 | 2002-03 |

3-PT FG MADE

| 3FG.....G | Year |
|-------------------|----------------|
| 276.....34 | 2000-01 |
| 257.....29 | 2004-05 |
| 219.....31 | 2012-13 |
| 219.....31 | 2001-02 |
| 212.....29 | 2003-04 |
| 189.....29 | 2005-06 |
| 188.....29 | 1999-00 |
| 181.....29 | 2002-03 |
| 180.....31 | 2006-07 |
| 179.....31 | 2010-11 |

3-PT FG PCT.

| Pct (3FG-3FGA).....G | Year |
|-----------------------|---------|
| .372 (188-506).....29 | 1999-00 |
| .370 (178-481).....30 | 2007-08 |
| .369 (170-461).....28 | 1997-98 |
| .367 (257-700).....29 | 2004-05 |
| .364 (180-495).....31 | 2006-07 |
| .363 (219-603).....31 | 2001-02 |

FREE THROW ATTEMPTS

| FTA.....G | Year |
|-------------|---------|
| 1021.....30 | 1990-91 |
| 873.....30 | 1991-92 |
| 808.....34 | 2000-01 |

FREE THROWS MADE

| FT.....G | Year |
|------------|---------|
| 653.....30 | 1990-91 |
| 601.....30 | 1991-92 |
| 567.....34 | 2000-01 |
| 503.....28 | 1987-88 |
| 500.....28 | 1985-86 |

FREE THROW PCT.

| Pct. (FT-FTA).....G | Year |
|------------------------------|----------------|
| .754 (408-541).....22 | 1967-68 |
| .735 (382-520).....28 | 1997-98 |
| .727 (405-557).....29 | 2003-04 |
| .718 (473-659).....31 | 2001-02 |
| .712 (417-586).....31 | 2012-13 |
| .708 (482-681).....30 | 1998-99 |
| .703 (398-566).....29 | 2002-03 |

REBOUNDS

| Reb.....G | Year |
|--------------|---------|
| 1,276.....31 | 1990-91 |
| 1,273.....28 | 1986-87 |
| 1,229.....34 | 2011-12 |
| 1,213.....30 | 1991-92 |
| 1,205.....26 | 1973-74 |
| 1,171.....34 | 2000-01 |

REBOUNDS PER GAME

| Average.....G | Year |
|---------------|---------|
| 46.3.....26 | 1973-74 |
| 45.7.....23 | 1975-76 |
| 45.6.....28 | 1986-87 |
| 44.2.....25 | 1972-73 |
| 41.2.....31 | 1990-91 |



PHILLIP LUCKYDO drives against Arkansas in the 1991 NCAA Tournament. Luckydo led the Panthers to the TAAC title that season by averaging 20.2 points per game.

OFFENSIVE REBOUNDS

| Rebounds.....G | Year |
|----------------|---------|
| 451.....28 | 1986-87 |
| 441.....34 | 2000-01 |
| 435.....31 | 1990-91 |

DEFENSIVE REBOUNDS

| Rebounds.....G | Year |
|----------------|---------|
| 839.....34 | 2011-12 |
| 751.....31 | 2001-02 |
| 730.....34 | 2000-01 |
| 721.....31 | 1990-91 |
| 717.....31 | 2010-11 |

ASSISTS

| Assists.....G | Year |
|---------------|---------|
| 463.....29 | 2003-04 |
| 449.....34 | 2000-01 |
| 435.....31 | 2001-02 |
| 433.....28 | 1982-83 |
| 430.....31 | 1990-91 |
| 429.....30 | 1991-92 |
| 427.....34 | 2011-12 |

STEALS

| Steals.....G | Year |
|--------------|---------|
| 351.....34 | 2000-01 |
| 315.....34 | 2011-12 |
| 297.....30 | 1991-92 |
| 258.....31 | 1990-91 |
| 253.....29 | 1999-00 |
| 242.....30 | 1998-99 |

BLOCKED SHOTS

| Blocks.....G | Year |
|-------------------|----------------|
| 183.....34 | 2011-12 |
| 148.....31 | 2010-11 |
| 143.....29 | 2002-03 |
| 139.....29 | 2004-05 |
| 129.....34 | 2000-01 |
| 128.....31 | 2001-02 |
| 127.....31 | 2012-13 |
| 125.....29 | 1999-00 |
| 121.....30 | 1998-99 |
| 110.....28 | 1997-98 |

FEWEST POINTS ALLOWED PER GAME

| Avg.....G | Year |
|--------------------|----------------|
| 58.9.....34 | 2011-12 |
| 63.6.....32 | 2008-09 |
| 63.7.....32 | 2009-10 |
| 64.1.....31 | 2010-11 |
| 66.2.....30 | 2007-08 |
| 66.9.....31 | 2012-13 |
| 68.41.....29 | 2003-04 |
| 68.45.....29 | 1999-00 |

LOWEST FIELD GOAL PCT. ALLOWED

| | |
|------------------------|---------|
| .380 (702-1847).....34 | 2011-12 |
| .405 (627-1548).....31 | 2010-11 |
| .418 (819-1959).....31 | 2001-02 |
| .419 (714-1706).....29 | 2003-04 |
| .420 (705-1677).....27 | 1993-94 |
| .421 (717-1702).....30 | 1998-99 |
| .422 (679-1608).....27 | 1996-97 |
| .425 (692-1630).....32 | 2009-10 |



TEAM STATISTICS

GEORGIA STATE YEAR-BY-YEAR

| Year | G | FG | FGA | Pct. | 3FG | 3FGA | Pct. | FT | FTA | Pct. | Reb. | Avg. | Ast. | Bl. | St. | Pts. | Avg. |
|---------|----|-----|------|-------|-----|------|-------|-----|------|-------|------|------|------|-----|-----|------|------|
| 2012-13 | 31 | 739 | 1685 | 0.439 | 219 | 611 | 0.358 | 417 | 586 | 0.712 | 985 | 31.8 | 362 | 127 | 240 | 2114 | 68.2 |
| 2011-12 | 34 | 842 | 1936 | 0.435 | 178 | 562 | 0.317 | 436 | 665 | 0.656 | 1229 | 36.1 | 427 | 183 | 315 | 2298 | 67.7 |
| 2010-11 | 31 | 707 | 1676 | 0.422 | 179 | 512 | 0.350 | 326 | 549 | 0.594 | 1103 | 35.6 | 404 | 148 | 201 | 1919 | 61.9 |
| 2009-10 | 32 | 740 | 1770 | 0.418 | 135 | 551 | 0.315 | 378 | 551 | 0.686 | 1082 | 33.8 | 356 | 106 | 231 | 1993 | 62.3 |
| 2008-09 | 32 | 715 | 1717 | 0.416 | 178 | 565 | 0.315 | 321 | 521 | 0.616 | 1048 | 32.8 | 368 | 77 | 220 | 1929 | 60.3 |
| 2007-08 | 30 | 670 | 1586 | 0.422 | 178 | 481 | 0.370 | 329 | 512 | 0.643 | 984 | 32.8 | 315 | 68 | 207 | 1847 | 61.6 |
| 2006-07 | 31 | 685 | 1595 | 0.429 | 180 | 495 | 0.364 | 443 | 675 | 0.656 | 1047 | 33.8 | 339 | 98 | 177 | 1993 | 64.3 |
| 2005-06 | 29 | 666 | 1609 | 0.414 | 189 | 542 | 0.349 | 367 | 557 | 0.659 | 944 | 32.6 | 351 | 106 | 189 | 1888 | 65.1 |
| 2004-05 | 29 | 722 | 1694 | 0.426 | 257 | 700 | 0.367 | 348 | 496 | 0.702 | 988 | 34.1 | 375 | 139 | 190 | 2049 | 70.7 |
| 2003-04 | 29 | 776 | 1657 | 0.468 | 212 | 593 | 0.358 | 405 | 557 | 0.727 | 1049 | 36.2 | 463 | 104 | 213 | 2169 | 74.8 |
| 2002-03 | 29 | 783 | 1714 | 0.457 | 181 | 535 | 0.338 | 398 | 566 | 0.703 | 987 | 34.0 | 393 | 143 | 217 | 2145 | 74.0 |
| 2001-02 | 31 | 848 | 1831 | 0.463 | 219 | 603 | 0.363 | 473 | 659 | 0.718 | 1139 | 36.7 | 435 | 128 | 205 | 2388 | 77.0 |
| 2000-01 | 34 | 929 | 2068 | 0.449 | 276 | 780 | 0.354 | 567 | 808 | 0.702 | 1171 | 34.4 | 449 | 129 | 351 | 2701 | 79.4 |
| 1999-00 | 29 | 755 | 1656 | 0.456 | 188 | 506 | 0.372 | 384 | 579 | 0.663 | 989 | 34.1 | 356 | 125 | 253 | 2082 | 71.8 |
| 1998-99 | 30 | 775 | 1709 | 0.453 | 167 | 490 | 0.341 | 482 | 681 | 0.708 | 1107 | 36.9 | 380 | 121 | 242 | 2199 | 73.3 |
| 1997-98 | 28 | 772 | 1658 | 0.466 | 170 | 461 | 0.369 | 382 | 520 | 0.735 | 982 | 35.1 | 383 | 110 | 197 | 2096 | 74.9 |
| 1996-97 | 27 | 680 | 1591 | 0.427 | 110 | 352 | 0.313 | 374 | 530 | 0.706 | 973 | 36.0 | 327 | 99 | 164 | 1844 | 68.3 |
| 1995-96 | 26 | 677 | 1625 | 0.417 | 109 | 353 | 0.309 | 414 | 595 | 0.696 | 1055 | 40.6 | 332 | 73 | 164 | 1877 | 72.2 |
| 1994-95 | 28 | 753 | 1754 | 0.429 | 83 | 289 | 0.287 | 448 | 682 | 0.657 | 1100 | 39.3 | 346 | | 208 | 2037 | 72.8 |
| 1993-94 | 27 | 736 | 1627 | 0.452 | 62 | 229 | 0.271 | 456 | 740 | 0.616 | 1059 | 39.2 | 399 | | 227 | 1990 | 73.7 |
| 1992-93 | 27 | 747 | 1737 | 0.430 | 106 | 329 | 0.322 | 460 | 738 | 0.623 | 1022 | 37.9 | 362 | 53 | 239 | 2060 | 76.3 |
| 1991-92 | 30 | 881 | 1975 | 0.446 | 163 | 481 | 0.339 | 601 | 873 | 0.688 | 1213 | 40.4 | 429 | 107 | 297 | 2526 | 84.2 |
| 1990-91 | 31 | 846 | 1916 | 0.442 | 107 | 388 | 0.276 | 653 | 1021 | 0.640 | 1276 | 41.2 | 430 | 102 | 258 | 2452 | 79.1 |
| 1989-90 | 28 | 614 | 1323 | 0.464 | 138 | 393 | 0.351 | 456 | 717 | 0.636 | 1076 | 38.4 | 386 | 90 | 189 | 2098 | 74.9 |
| 1988-89 | 28 | 913 | 1921 | 0.475 | 119 | 346 | 0.344 | 434 | 641 | 0.677 | 1124 | 40.1 | 419 | 75 | 198 | 2379 | 85.0 |
| 1987-88 | 28 | 812 | 1739 | 0.467 | 107 | 304 | 0.352 | 503 | 714 | 0.704 | 1085 | 38.8 | 408 | 58 | 188 | 2234 | 79.8 |
| 1986-87 | 28 | 822 | 1769 | 0.465 | 76 | 241 | 0.315 | 409 | 674 | 0.607 | 1273 | 45.5 | 371 | 70 | 217 | 2281 | 81.5 |
| 1985-86 | 28 | 817 | 1857 | 0.440 | | | | 500 | 737 | 0.678 | 1108 | 39.6 | 418 | 59 | 174 | 2096 | 74.9 |
| 1984-85 | 28 | 752 | 1690 | 0.445 | | | | 356 | 583 | 0.611 | 1049 | 37.5 | 356 | | | 1860 | 66.4 |
| 1983-84 | 28 | 735 | 1503 | 0.489 | | | | 329 | 470 | 0.700 | | | | | | 1799 | 64.3 |
| 1982-83 | 28 | 803 | 1607 | 0.500 | | | | 358 | 549 | 0.652 | 944 | 33.7 | 433 | 71 | 156 | 1964 | 70.1 |
| 1981-82 | 27 | 695 | 1632 | 0.426 | | | | 275 | 406 | 0.677 | 893 | 33.1 | 265 | 63 | 167 | 1665 | 61.7 |
| 1980-81 | 27 | 708 | 1616 | 0.438 | | | | 290 | 432 | 0.671 | 831 | 30.8 | 229 | 74 | 133 | 1706 | 63.2 |
| 1979-80 | 27 | 786 | 1775 | 0.443 | | | | 327 | 448 | 0.730 | 905 | 33.5 | 279 | 65 | 145 | 1899 | 70.3 |
| 1978-79 | 27 | 817 | 1839 | 0.444 | | | | 310 | 464 | 0.668 | 1075 | 39.8 | | | | 1944 | 72.0 |
| 1977-78 | 26 | 732 | 1699 | 0.431 | | | | 371 | 557 | 0.666 | 1068 | 41.1 | | | | 1835 | 70.6 |
| 1976-77 | 28 | 820 | 1821 | 0.450 | | | | 378 | 592 | 0.639 | 1120 | 40.0 | | | | 2016 | 72.0 |
| 1975-76 | 23 | 753 | 1704 | 0.442 | | | | 227 | 403 | 0.563 | 1051 | 45.7 | | | | 1733 | 75.3 |
| 1974-75 | 26 | | | | | | | | | | | | | | | 1808 | 69.5 |
| 1973-74 | 26 | 792 | 1883 | 0.421 | | | | 273 | 441 | 0.619 | 1205 | 46.3 | | | | 1857 | 71.4 |
| 1972-73 | 25 | 658 | 1656 | 0.397 | | | | 240 | 389 | 0.617 | 1104 | 44.2 | | | | 1556 | 62.2 |
| 1971-72 | 24 | 770 | 1815 | 0.424 | | | | 400 | 586 | 0.683 | | 0.0 | | | | 1940 | 80.8 |
| 1970-71 | 21 | | | | | | | | | | | 0.0 | | | | 1538 | 73.2 |
| 1969-70 | 22 | 605 | 1384 | 0.437 | | | | 381 | 550 | 0.693 | 823 | 37.4 | | | | 1591 | 72.3 |
| 1968-69 | 20 | | | | | | | 335 | 524 | 0.639 | 583 | 29.2 | | | | 1251 | 62.6 |
| 1967-68 | 22 | | | | | | | | | | | | | | | 1469 | 66.8 |
| 1966-67 | 24 | | | | | | | | | | | | | | | 1651 | 68.8 |
| 1965-66 | 20 | | | | | | | | | | | | | | | 1192 | 59.6 |
| 1964-65 | 21 | | | | | | | | | | | | | | | 1417 | 67.5 |
| 1963-64 | 22 | | | | | | | | | | | | | | | 1273 | 57.9 |



TEAM STATISTICS

OPPONENTS YEAR-BY-YEAR

| Year | G | FG | FGA | Pct. | 3FG | 3FGA | Pct. | FT | FTA | Pct. | Reb. | Avg. | Ast. | Bl. | St. | Pts. | Avg. |
|---------|----|-----|------|-------|-----|------|-------|-----|-----|-------|------|------|------|-----|-----|------|------|
| 2012-13 | 31 | 708 | 1625 | 0.436 | 239 | 652 | 0.367 | 420 | 594 | 0.707 | 1044 | 33.7 | 425 | 122 | 165 | 2075 | 66.9 |
| 2011-12 | 34 | 702 | 1847 | 0.380 | 218 | 691 | 0.315 | 381 | 559 | 0.682 | 1196 | 35.2 | 406 | 138 | 190 | 2003 | 58.9 |
| 2010-11 | 31 | 627 | 1548 | 0.405 | 178 | 539 | 0.330 | 556 | 783 | 0.710 | 1022 | 33.0 | 350 | 105 | 208 | 1988 | 64.1 |
| 2009-10 | 32 | 692 | 1630 | 0.425 | 173 | 534 | 0.324 | 378 | 551 | 0.686 | 1070 | 33.4 | 399 | 110 | 228 | 2039 | 63.7 |
| 2008-09 | 32 | 723 | 1660 | 0.436 | 210 | 628 | 0.334 | 380 | 571 | 0.665 | 1085 | 33.9 | 420 | 100 | 189 | 2036 | 63.6 |
| 2007-08 | 30 | 678 | 1476 | 0.459 | 189 | 536 | 0.353 | 442 | 634 | 0.697 | 917 | 30.6 | 390 | 99 | 200 | 1987 | 66.2 |
| 2006-07 | 31 | 807 | 1814 | 0.445 | 221 | 662 | 0.334 | 391 | 569 | 0.687 | 1092 | 35.2 | 468 | 118 | 248 | 2226 | 71.8 |
| 2005-06 | 29 | 730 | 1604 | 0.455 | 180 | 511 | 0.352 | 428 | 624 | 0.686 | 1067 | 36.8 | 434 | 120 | 233 | 2068 | 71.3 |
| 2004-05 | 29 | 757 | 1723 | 0.439 | 192 | 563 | 0.341 | 391 | 559 | 0.699 | 1103 | 38.0 | 398 | 75 | 197 | 2097 | 72.3 |
| 2003-04 | 29 | 714 | 1706 | 0.419 | 172 | 582 | 0.296 | 384 | 574 | 0.669 | 982 | 33.9 | 364 | 87 | 250 | 1984 | 68.4 |
| 2002-03 | 29 | 782 | 1727 | 0.453 | 193 | 574 | 0.336 | 380 | 556 | 0.683 | 1029 | 35.5 | 424 | 84 | 243 | 2137 | 73.7 |
| 2001-02 | 31 | 819 | 1959 | 0.418 | 206 | 665 | 0.310 | 424 | 596 | 0.711 | 1143 | 36.9 | 419 | 71 | 264 | 2268 | 73.2 |
| 2000-01 | 34 | 880 | 1928 | 0.456 | 176 | 560 | 0.314 | 401 | 604 | 0.664 | 1182 | 34.8 | 454 | 96 | 198 | 2337 | 68.7 |
| 1999-00 | 29 | 713 | 1580 | 0.451 | 199 | 516 | 0.386 | 360 | 541 | 0.665 | 970 | 33.4 | 401 | 97 | 204 | 1985 | 68.4 |
| 1998-99 | 30 | 717 | 1702 | 0.421 | 178 | 534 | 0.333 | 477 | 665 | 0.717 | 978 | 32.6 | 381 | 102 | 253 | 2089 | 69.6 |
| 1997-98 | 28 | 729 | 1701 | 0.429 | 138 | 391 | 0.353 | 364 | 559 | 0.651 | 1045 | 37.3 | 335 | 89 | 428 | 1960 | 70.0 |
| 1996-97 | 27 | 679 | 1608 | 0.422 | 192 | 564 | 0.340 | 380 | 557 | 0.682 | 1049 | 38.9 | 384 | 92 | 159 | 1930 | 71.5 |
| 1995-96 | 26 | 709 | 1558 | 0.455 | 173 | 485 | 0.357 | 331 | 584 | 0.567 | 1021 | 39.3 | 415 | 73 | 152 | 1972 | 75.8 |
| 1994-95 | 28 | 776 | 1709 | 0.454 | 147 | 438 | 0.336 | 480 | 719 | 0.668 | 1094 | 39.1 | 432 | | 200 | 2179 | 77.8 |
| 1993-94 | 27 | 705 | 1677 | 0.420 | 124 | 381 | 0.325 | 415 | 599 | 0.693 | 1048 | 38.8 | 387 | 508 | 234 | 1949 | 72.2 |
| 1992-93 | 27 | 770 | 1641 | 0.469 | 127 | 364 | 0.349 | 413 | 605 | 0.683 | 1104 | 40.9 | 432 | 104 | 207 | 2080 | 77.0 |
| 1991-92 | 30 | 881 | 1866 | 0.472 | 143 | 411 | 0.348 | 519 | 749 | 0.693 | 1160 | 38.7 | 558 | 101 | 258 | 2424 | 80.8 |
| 1990-91 | 31 | 867 | 1907 | 0.455 | 138 | 384 | 0.359 | 555 | 822 | 0.675 | 1195 | 38.5 | 442 | 128 | 264 | 2427 | 78.3 |
| 1989-90 | 28 | 731 | 1439 | 0.508 | 175 | 448 | 0.391 | 507 | 758 | 0.669 | 1201 | 42.9 | 482 | 89 | 265 | 2494 | 89.1 |
| 1988-89 | 28 | 763 | 1477 | 0.517 | 124 | 359 | 0.345 | 478 | 686 | 0.697 | 1113 | 39.8 | 474 | 84 | 171 | 2376 | 84.9 |
| 1987-88 | 28 | 872 | 1770 | 0.493 | 129 | 319 | 0.404 | 489 | 728 | 0.672 | 1067 | 38.1 | 458 | 93 | 186 | 2362 | 84.4 |
| 1986-87 | 28 | 763 | 1605 | 0.475 | 78 | 262 | 0.298 | 503 | 731 | 0.688 | 1192 | 42.6 | 383 | 81 | 160 | 2263 | 80.8 |
| 1985-86 | 28 | 857 | 1816 | 0.472 | | | | 577 | 874 | 0.660 | 1193 | 42.6 | 488 | 101 | 187 | 2351 | 84.0 |
| 1984-85 | 28 | 923 | 1773 | 0.521 | | | | 499 | 713 | 0.700 | 1109 | 39.6 | 474 | 99 | 309 | 2295 | 82.0 |
| 1983-84 | 28 | 831 | 1627 | 0.511 | | | | 428 | 629 | 0.680 | | | | | | 2090 | 74.6 |
| 1982-83 | 28 | 867 | 1735 | 0.500 | | | | 358 | 573 | 0.625 | 1018 | 36.4 | 456 | 71 | 189 | 2092 | 74.7 |
| 1981-82 | 27 | 811 | 1565 | 0.518 | | | | 351 | 517 | 0.679 | 995 | 36.9 | 375 | 89 | 167 | 1973 | 73.1 |
| 1980-81 | 27 | 850 | 1610 | 0.528 | | | | 398 | 583 | 0.683 | 1062 | 39.3 | 378 | 70 | 185 | 2098 | 77.7 |
| 1979-80 | 27 | 854 | 1817 | 0.470 | | | | 420 | 595 | 0.706 | 1181 | 43.7 | 301 | 76 | 142 | 2128 | 78.8 |
| 1978-79 | 27 | 784 | 1628 | 0.482 | | | | 549 | 752 | 0.730 | 1090 | 40.4 | | | | 2117 | 78.4 |
| 1977-78 | 26 | 766 | 1554 | 0.493 | | | | 489 | 691 | 0.708 | 1004 | 38.6 | | | | 2021 | 77.7 |
| 1976-77 | 28 | 924 | 1968 | 0.470 | | | | 396 | 578 | 0.685 | 1210 | 43.2 | | | | 2246 | 80.2 |
| 1975-76 | 23 | 708 | 1570 | 0.451 | | | | 333 | 474 | 0.703 | 1025 | 44.6 | | | | 1749 | 76.0 |
| 1974-75 | 26 | | | | | | | | | | | 0.0 | | | | 1955 | 75.2 |
| 1973-74 | 26 | 929 | 2085 | 0.446 | | | | 442 | 616 | 0.718 | 1384 | 53.2 | | | | 2300 | 88.5 |
| 1972-73 | 25 | 768 | 1781 | 0.431 | | | | 320 | 486 | 0.658 | 1153 | 46.1 | | | | 1856 | 74.2 |
| 1971-72 | 24 | 912 | 1969 | 0.463 | | | | 444 | 664 | 0.669 | | 0.0 | | | | 2268 | 94.5 |
| 1970-71 | 21 | | | | | | | | | | | 0.0 | | | | 1746 | 83.1 |
| 1969-70 | 22 | 707 | 1597 | 0.443 | | | | 336 | 505 | 0.665 | 937 | 42.6 | | | | 1750 | 79.5 |
| 1968-69 | 20 | | | | | | | | | | | 0.0 | | | | 1570 | 78.5 |
| 1967-68 | 22 | | | | | | | | | | | | | | | 1801 | 81.9 |
| 1966-67 | 24 | | | | | | | | | | | | | | | 1952 | 81.3 |
| 1965-66 | 20 | | | | | | | | | | | | | | | 1636 | 81.8 |
| 1964-65 | 21 | | | | | | | | | | | | | | | 1842 | 87.7 |
| 1963-64 | 22 | | | | | | | | | | | | | | | 1746 | 79.4 |



GAME RECORDS

MOST POINTS, GAME

| Pts | Player | Opponent | Date |
|-----------|--------------------|----------------------------------|---------------|
| 49 | Chris Collier | vs. Butler..... | 1-2-91 |
| 42 | Thomas Terrell | at Jacksonville | 1-8-01 |
| 42 | George Pendleton | vs. Jacksonville..... | 1-2-71 |
| 41 | Bob Pierson | vs. Georgia Southern..... | 2-14-76 |
| 41 | Jackie Poag | vs. Chattanooga..... | 1-6-72 |
| 39 | Terrence Brandon | vs. Southeastern Louisiana | 2-10-94 |
| 38 | R.J. Hunter | vs. Old Dominion..... | 2-2-13 |
| 38 | Anton Reese | at Kansas State..... | 11-29-98 |
| 38 | Matt O'Brien | vs. Stetson..... | 1-25-90 |
| 38 | Chavelo Holmes | vs. Florida A&M | 2-27-84 |
| 38 | Jerome Scott | vs. South Florida | 2-16-78 |
| 37 | Kevin Morris | vs. VCU | 12-22-98 |
| 37 | Jim Jacobs | at Armstrong State..... | 12-9-66 |
| 36 | Thomas Terrell | vs. Florida Atlantic..... | 2-8-02 |
| 36 | Thomas Terrell | vs. St. Joseph's | 12-21-01 |
| 36 | Charles Holmes | vs. Charleston Southern..... | 1-29-83 |
| 36 | Jackie Poag | vs. West Georgia..... | 2-26-72 |
| 36 | Ron Ricketts | at Southwestern-Memphis..... | 1-20-71 |
| 35 | Anton Reese | at Stetson | 2-7-00 |
| 35 | Darryl Gresham | at Clemson | 11-28-86 |
| 35 | Ken Brewer | Florida Tech | 2-15-69 |
| 35 | Ken Brewer | College of Charleston..... | 12-8-69 |
| 35 | Jim Jacobs | Birmingham Southern | 1-21-68 |

Last 30-Pt. Game: R.J. Hunter, 38 points vs. Old Dominion, 2-12-13



CHRIS COLLIER set a school and conference record when he poured in 49 points against Butler in 1991. His record-setting night included hitting 19-of-27 field goal attempts and 11-of-19 free throw attempts, along with 12 rebounds.

MOST POINTS, ONE HALF

| | | |
|----|---|---------------|
| 27 | R.J. Hunter vs. Old Dominion | 2-2-13 |
| 27 | Chris Collier vs. Butler..... | 1-2-91 |
| 27 | George Pendleton vs. Jacksonville | 1-4-77 |

MOST FG MADE

| | | |
|----|---|----------|
| 19 | Chris Collier vs. Butler..... | 1-2-91 |
| 19 | Bob Pierson vs. Georgia Southern..... | 12-14-76 |
| 19 | Jackie Poag vs. Chattanooga | 1-6-72 |
| 18 | George Pendleton vs. Jacksonville | 1-4-77 |
| 15 | Thomas Terrell at Jacksonville..... | 1-8-01 |
| 15 | Chris Jackson at Samford..... | 2-16-85 |
| 15 | Matt O'Brien vs. Stetson..... | 1-25-90 |
| 15 | Terrence Brandon vs SE Louisiana..... | 2-10-94 |
| 15 | Mike Nalls at Southern..... | 12-30-92 |
| 13 | Nine Times (Most recent, Kevin Morris vs. VCU)..... | 2-22-98 |

MOST FG ATTEMPTS

| | | |
|----|---|----------|
| 29 | Jackie Poag vs. Chattanooga (made 19)..... | 1-6-72 |
| 27 | Chris Collier vs. Butler (made 19) | 1-2-91 |
| 27 | Phillip Luckydo at UCF..... | 12-21-91 |
| 26 | Anton Reese at Kansas State (made 14) | 11-29-98 |
| 25 | Rodney Hamilton at SE Louisiana (made 11) | 1-30-97 |
| 25 | Lanard Copeland at Georgia Tech (made 8)..... | 1-10-89 |
| 25 | Terrence Brandon vs. Samford..... | 2-24-96 |
| 24 | Matt O'Brien vs. Berry (made 7) | 12-5-89 |
| 23 | Thomas Terrell at UCF (made 10)..... | 1-7-02 |
| 23 | Marcus Brown at Mercer (made 8) | 1-28-05 |

BEST FIELD GOAL PERCENTAGE

Minimum 10 Attempts

| | | | |
|------|--|---------------|----------|
| .923 | Bob Pierson vs. South Alabama..... | (12-13)..... | 2-26-76 |
| .909 | Eric Buckner vs. Chattanooga..... | (10-11)..... | 12-30-10 |
| .900 | Lanard Copeland vs. UTSA..... | (9-10)..... | 1-22-87 |
| .833 | Kevin Morris vs. FAU | (10-12) | 2-24-00 |
| .818 | Eric Buckner at South Carolina State | (9-11)..... | 11-29-11 |
| .818 | Lanard Copeland vs. Morris Brown..... | (9-11)..... | 12-3-88 |
| .813 | Terrence Evans at Troy..... | (13-16)..... | 12-14-96 |
| .812 | Kevin Morris vs. VCU..... | (13-16)..... | 12-2-98 |
| .800 | Nate Williams at Auburn | (12-15)..... | 12-22-03 |
| .800 | Chris Collier at Stetson | (12-15)..... | 2-24-90 |
| .800 | Quincy Gause vs. North Carolina A&T | (8-10)..... | 12-28-98 |
| .800 | Quincy Gause vs. Augusta State | (8-10)..... | 12-10-97 |
| .800 | Trello Galloway vs. South Alabama | (8-10)..... | 12-12-03 |

MOST FREE THROW ATTEMPTS

| | | |
|----|---|----------|
| 22 | Travis Williams vs. Florida International | 1-14-93 |
| 22 | Bo Wolfe vs. Rollins..... | 12-15-67 |
| 21 | Philip Luckydo vs. Centenary | 2-2-91 |
| 19 | Chris Collier vs. Butler..... | 1-2-91 |
| 18 | Phillip Luckydo at Georgia Southern..... | 2-8-92 |
| 17 | Phillip Luckydo at Georgia Southern..... | 2-22-90 |
| 17 | Terrence Brandon vs. Florida Atlantic..... | 1-30-95 |
| 16 | Four times (last, Rodney Hamilton at Troy)..... | 2-20-97 |



GAME RECORDS

MOST FREE THROWS MADE

| | | |
|----|--|----------|
| 18 | Ron Ricketts @ Southwestern Memphis..... | 1-20-71 |
| 17 | Travis Williams vs. Florida International..... | 1-14-93 |
| 15 | Matt Simpkins vs. Georgia Southern..... | 11-27-78 |
| 15 | Phillip Luckydo vs. Centenary..... | 2-21-91 |
| 14 | Phillip Luckydo at Georgia Southern..... | 2-8-92 |
| 14 | Phillip Luckydo at Stetson..... | 3-5-91 |
| 14 | Rodney Hamilton at Jacksonville State..... | 2-20-97 |
| 13 | Rodney Hamilton at Centenary..... | 2-1-97 |

BEST FREE THROW PERCENTAGE

Minimum 9 Made

| | | | |
|-------|--|--------------|----------|
| 1.000 | Darryl Cooper vs. Florida Atlantic..... | (12-12)..... | 1-11-01 |
| 1.000 | Willie Brown vs. Mercer..... | (11-11)..... | 2-6-88 |
| 1.000 | Kevin Morris vs. Cal State Northridge..... | (10-10)..... | 12-23-00 |
| 1.000 | Travis Williams vs. Arkansas State..... | (10-10)..... | 12-19-95 |
| 1.000 | Terrence Brandon at Memphis..... | (10-10)..... | 12-5-95 |
| 1.000 | Nate Williams at Stetson..... | (10-10)..... | 1-24-04 |
| 1.000 | Anton Reese at Tulsa..... | (9-9)..... | 11-24-99 |
| 1.000 | Travis Williams vs Alabama State..... | (9-9)..... | 1-2-93 |
| 1.000 | Rodney Hamilton vs Florida Atlantic..... | (9-9)..... | 1-13-96 |
| 1.000 | Jackie Poag vs. New Orleans..... | (9-9)..... | 1-21-72 |
| 1.000 | Matt O'Brien vs. Fort Valley State..... | (9-9)..... | |
| 1.000 | Herman Favors at Florida Atlantic..... | (9-9)..... | 11-25-89 |
| .933 | Phillip Luckydo vs Samford..... | (14-15)..... | 1-25-92 |
| .923 | Rodney Hamilton at Mercer..... | (12-13)..... | 1-28-94 |
| .917 | Ousman Krubally vs. Hofstra..... | (11-12)..... | 3-5-10 |
| .917 | Nate Williams vs. St. Joseph's..... | (11-12)..... | 12-21-01 |
| .917 | James Andrews vs. Centenary..... | (11-12)..... | 1-16-88 |
| .917 | Terrence Brandon vs Central Florida..... | (11-12)..... | 1-16-95 |
| .917 | Travis Williams vs. SE Louisiana..... | (11-12)..... | 2-10-94 |
| .917 | Quincy Gause at Centenary..... | (11-12)..... | 1-17-98 |
| .917 | Torquin Gresham vs. Southern..... | (11-12)..... | 12-10-98 |
| .917 | Phillip Luckydo at UALR..... | (11-12)..... | 1-10-91 |
| .917 | Daryl Gresham vs. Clemson..... | (11-12)..... | 11-20-86 |
| .909 | Jevon Estes vs. Huntington (Ind.)..... | (10-11)..... | 12-4-84 |
| .909 | Shernard Long at Georgia..... | (10-11)..... | 11-17-00 |
| .909 | Thomas Terrell vs. St. Joseph's..... | (10-11)..... | 12-21-01 |

MOST 3-POINT FIELD GOALS

| | | |
|----|--|---------------|
| 10 | R.J. Hunter vs. Old Dominion (15 att.)..... | 2-2-13 |
| 9 | Thomas Terrell at Jacksonville (12)..... | 1-08-01 |
| 9 | Anton Reese at Kansas State (18)..... | 11-29-98 |
| 9 | Kevin Morris vs. VCU (11)..... | 12-22-98 |
| 8 | Thomas Terrell vs. Florida Atlantic (10)..... | 2-8-02 |
| 8 | Thomas Terrell at Troy (15)..... | 2-16-02 |
| 7 | Rashaad Richardson at Washington (10)..... | 11-12-11 |
| 7 | Shellord Pinkett vs. Troy..... | 2-14-98 |
| 7 | Anton Reese at Florida Atlantic (14)..... | 1-3-99 |
| 7 | Anton Reese at Stetson..... | 2-17-00 |
| 7 | Anton Reese at Jacksonville State..... | 2-3-00 |
| 7 | Javonte Maynor at William & Mary (12)..... | 2-23-11 |
| 7 | Dante Curry at UNC Wilmington (10)..... | 1-5-11 |
| 7 | Dante Curry at Chattanooga (12)..... | 12-30-11 |

20-20 VISION

Only two times in Georgia State history has a Panther had 20 points and 20 rebounds in a game.

Bob Pierson..... 41 points, 21 rebounds vs. Georgia Southern, 1975-76

Chris Collier..... 24 points, 23 rebounds vs. Centenary, March 1, 1990

MOST 3-POINT ATTEMPTS

| | | |
|----|---|---------------|
| 18 | Anton Reese at Kansas State (9 made)..... | 11-29-98 |
| 15 | R.J. Hunter vs. Old Dominion (10)..... | 2-2-13 |
| 15 | Mark Thompson vs. Mount St. Mary's (5)..... | 12-28-91 |
| 15 | Matt O'Brien vs. Berry (4)..... | 12-5-89 |
| 15 | Thomas Terrell at Troy (8)..... | 2-16-02 |
| 14 | Anton Reese at FAU (7)..... | 1-2-99 |
| 14 | Anton Reese at UCF (4)..... | 1-4-99 |
| 14 | Thomas Terrell at Central Michigan (5)..... | 11-24-01 |
| 14 | Thomas Terrell at Belmont (4)..... | 12-1-01 |
| 14 | Malcolm Manier vs. Troy (6)..... | 1-26-05 |
| 13 | Sam Wilder at SE Louisiana..... | 2-25-93 |
| 13 | Leroy Davis vs. Troy (5)..... | 3-7-03 |
| 13 | Trae Goldston at UNC Wilmington (6)..... | 12-6-08 |
| 13 | Dante Curry vs. Towson (4)..... | 1-8-11 |

BEST 3-POINT PERCENTAGE

Minimum 10 Attempts

| | | |
|------|--|----------|
| .818 | Kevin Morris vs. VCU (9-11)..... | 12-22-98 |
| .750 | Thomas Terrell at Jacksonville..... | 1-8-01 |
| .700 | Rashaad Richardson @ Washington (7-10)..... | 11-12-11 |
| .700 | Javonte Maynor at William & Mary (7-10)..... | 2-23-11 |
| .700 | Dante Curry at UNC Wilmington (7-10)..... | 1-5-11 |
| .700 | Also: Anton Reese twice and Shellord Pinkett | |

MOST REBOUNDS

| | | |
|----|--|----------|
| 28 | Ron Ricketts vs. Baptist..... | 1-8-72 |
| 23 | Chris Collier vs. Centenary..... | 3-1-90 |
| 21 | Bob Pierson vs. Georgia Southern..... | 2-14-76 |
| 21 | Terrence Brandon vs. Centenary..... | 1-9-95 |
| 20 | Rodney Turner vs. Centenary..... | 2-16-89 |
| 19 | Elfred Jackson vs. Georgia Southern..... | 1-3-87 |
| 18 | Chris Collier at Centenary..... | 12-14-89 |
| 18 | Terrence Brandon at Tulane..... | 12-28-95 |
| 18 | Walter Atrice at Youngstown State..... | 12-28-73 |

MOST OFFENSIVE REBOUNDS

| | | |
|----|--|----------|
| 10 | Chris Collier at Centenary..... | 12-14-89 |
| 10 | Elfred Jackson vs. Georgia Southern..... | 1-3-87 |
| 10 | Quincy Gause vs. Campbell..... | 1-14-99 |
| 9 | Chris Collier vs. Northern Arizona..... | 12-29-90 |
| 9 | Keven Davis at Georgia Tech..... | 1-12-88 |
| 9 | Harlen Graham vs. Centenary..... | 1-16-88 |
| 9 | Mike Nalls vs. Tennessee-Martin..... | 12-14-92 |



GAME RECORDS

MOST DEFENSIVE REBOUNDS

| | | |
|----|----------------------------------|---------|
| 16 | Rodney Turner vs. UTSA..... | 1-22-89 |
| 15 | Chris Collier vs. Centenary..... | 3-1-90 |
| 14 | Zavian Smith vs. UCF..... | 1-2-92 |
| 14 | Zavian Smith vs. Detroit..... | 1-21-92 |
| 14 | Rodney Turner vs. Centenary..... | 2-16-89 |
| 14 | Terrence Brandon at Mercer..... | 12-8-94 |

MOST BLOCKED SHOTS

| | | |
|---|--|----------|
| 9 | James Vincent vs. Monmouth..... | 11-19-12 |
| 9 | Sylvester Morgan vs. Mercer..... | 1-23-05 |
| 8 | James Vincent vs. James Madison..... | 1-5-13 |
| 8 | Eric Buckner vs. FIU..... | 12-1-11 |
| 7 | Eric Buckner vs. Liberty..... | 11-26-11 |
| 7 | Sylvester Morgan at Lipscomb..... | 1-8-05 |
| 7 | Nate Williams at Stetson..... | 1-24-04 |
| 6 | 18 times, most recently: Eric Buckner vs. ODU..... | 2-22-13 |

MOST ASSISTS

| | | |
|----|--|----------|
| 15 | Howie Jarvis at South Florida..... | 2-19-79 |
| 15 | Eric Ervin vs. Utica College..... | 1-7-83 |
| 14 | Rodney Hamilton vs. Florida International..... | 1-11-96 |
| 13 | Eric Ervin vs. Armstrong..... | 1-22-83 |
| 13 | Dewey Haley vs. East Tennessee State..... | 12-21-85 |
| 13 | Rodney Hamilton vs. Norfolk State..... | 2-10-98 |
| 12 | Kevin Morris vs. Mercer..... | 2-20-99 |
| 12 | Leo Hunt at Oklahoma..... | 12-19-87 |
| 12 | Melvin Howard vs. Houston Baptist..... | 2-12-87 |
| 12 | Rodney Hamilton vs. Florida International..... | 1-8-98 |
| 12 | Eric Ervin vs. Drexel..... | 1-6-83 |

MOST STEALS

| | | |
|---|---|----------|
| 8 | Shernard Long vs. Campbell..... | 1-4-00 |
| 8 | Dewey Haley vs. Centenary..... | 2-2-85 |
| 8 | Corey Gauff at SE Louisiana..... | 2-27-92 |
| 8 | Chris Collier at Florida International..... | 12-20-89 |
| 7 | James Fields vs. UNCW..... | 1-12-12 |
| 7 | Herman Favors at Charleston..... | 2-18-06 |
| 7 | Shernard Long at Mercer..... | 1-18-01 |
| 7 | Rodney Hamilton vs. Georgetown..... | 11-15-97 |
| 7 | Rodney Hamilton at Campbell..... | 1-31-98 |
| 6 | 5 times, most recently: Kevin Morris vs. UCF..... | 2-26-00 |



JAMES VINCENT
tied a school-record with nine blocked shots against Monmouth on Nov. 19, 2012.

DEVONTA WHITE
made 20 consecutive free throws from the end of the 2011-12 season to the first game of the 2012-13 season.



MOST POINTS, DUO

| | | |
|----|--|----------|
| 68 | Chris Collier-49 + Phillip Luckydo-19 vs. Butler..... | 1-2-91 |
| 64 | Kevin Morris-37 + Quincy Gause-27 vs. VCU..... | 12-22-98 |
| 63 | Thomas Terrell-36 + Nate Williams-27 vs. St. Joseph's..... | 12-21-01 |
| 63 | Matt O'Brien-32 + Chris Collier-31 vs. Ft. Valley..... | 11-25-89 |
| 60 | Tony Graham-34 + Darryl Gresham-26 vs. Drexel..... | 11-29-86 |
| 59 | Phillip Luckydo-31 + Coley Garret-28 at UCF..... | 12-21-91 |
| 58 | Shernard Long-30 + Thomas Terrell-28 at Georgia..... | 11-17-00 |
| 58 | Anton Reese-36 + Sherward Long-26 at Jax State..... | 2-3-00 |
| 57 | Matt O'Brien-33 + Thompson-24 at Hardin-Simmons..... | 2-8-90 |
| 57 | Thomas Terrell-30 + Sherward Long-27 at UCF..... | 2-22-00 |

MOST MINUTES PLAYED

| | | |
|----|---|----------|
| 49 | Nate Williams, Lamont McIntosh, Leroy Davis at Belmont..... | 1-20-03 |
| 49 | Lance Perique vs. Towson..... | 1-6-07 |
| 47 | Eric Buckner at Delaware..... | 1-21-12 |
| 47 | Phillip Luckydo at UCF..... | 12-21-91 |
| 46 | Devonta White at Delaware..... | 1-21-12 |
| 45 | Nate Williams vs. Alabama State..... | 12-05-02 |
| 45 | Thomas Terrell at UCF..... | 1-7-02 |
| 45 | Thomas Terrell at Jacksonville..... | 2-2-02 |
| 45 | Shellord Pinkett at Centenary..... | 2-1-97 |
| 45 | Rodney Hamilton at Centenary..... | 2-1-97 |

MOST CONSECUTIVE FT MADE

| | | |
|----|----------------------------|--------------------------------|
| 23 | Nate Williams..... | 1-13-04 through 2-12-04 |
| 21 | Trae Goldston..... | 12-15-09 through 2-16-10 |
| 21 | Tony Graham..... | 11-27-82 through 12-20-82 |
| 20 | Devonta White | 2-25-12 through 11-9-12 |
| 19 | Manny Atkins | 1-23-13 through 2-6-13 |
| 18 | Travis Williams..... | 12-9-95 through 12-19-95 |
| 17 | Lamont McIntosh..... | 11-17-01 through 12-06-01 |
| 16 | Devonta White..... | 2-8-12 through 2-22-12 |
| 16 | Trae Goldston..... | 2-23-08 through 11-22-08 |
| 16 | Thomas Terrell..... | 2-4-02 through 2-8-02 |
| 16 | Leroy Davis..... | 1-7-02 through 2-16-02 |
| 16 | Thomas Terrell..... | 1-6-01 through 1-18-01 |
| 15 | Manny Atkins | 1-12-13 through 1-21-13 |
| 15 | Nate Williams..... | 12-06-01 through 12-21-01 |
| 15 | Willie Brown..... | 1-30-88 through 2-11-88 |
| 15 | Rodney Hamilton..... | 1-11-96 through 1-20-96 |
| 15 | Nate Williams..... | 2-14-04 through 2-26-04-03 |



100-POINT GAMES

23-4 record when scoring 100

| GSU | Opponent |
|------|--------------------------------------|
| 122 | Fort Valley State, 11/25/89106 |
| 119 | Piedmont, 11/30/9176 |
| 118 | Morris Brown, 12/3/88.....81 |
| 109 | at Cal-Irvine, 11/25/88.....84 |
| 109 | Piedmont, 12/30/8664 |
| 108 | Clark-Atlanta, 10/26/9197 |
| 108 | Faulkner, 11/26/91(OT) 101 |
| 108 | Hardin-Simmons, 1/30/88.....80 |
| 108 | Florida Tech, 2/15/6992 |
| 107 | vs. Tennessee State, 1/13/0371 |
| 107* | at Centenary, 1/30/93111 |
| 107 | Georgia Southern, 2/14/76.....88 |
| 105 | New Orleans, 1971-72.....103 |
| 105 | Piedmont, 1/9/8974 |
| 105 | Norfolk State, 2/10/9886 |
| 105 | West Florida, 12/31/03 **73 |
| 104 | Armstrong State, 1966-67105 |
| 104 | Chattanooga, 1971-72108 |
| 104 | Miles, 1975-7672 |
| 104 | at Rider, 1976-77(2OT) 99 |
| 104 | Centenary, 1/16/88(OT) 91 |
| 104 | Texas-Arlington, 12/15/90.....113 |
| 103 | Grambling, 12/17/9476 |
| 103 | Valdosta State, 12/16/85.....(OT) 99 |
| 103 | Morehouse, 1978-7976 |
| 102 | Charleston, 1969-70.....78 |
| 102 | at Troy, 2/16/0288 |
| 100 | at Stetson, 2/13/9389 |

* Most points in a loss ** Last 100-point game



LAMONT McINTOSH scored 18 points in the Panthers' last 100-point game vs. West Florida in 2003-04.

MARGIN OF VICTORY

| | |
|----|---|
| 45 | Piedmont, 12-30-86109-64 |
| 43 | Savannah State, 11-20-0088-45 |
| 43 | Piedmont, 11-30-92119-76 |
| 39 | Florida Atlantic, 3-1-01 (TAAC).....96-57 |
| 38 | Kennesaw State, 12-16-8698-60 |
| 37 | Mercer, 1-26-9198-61 |
| 37 | Morris Brown, 12-3-88.....118-81 |
| 36 | Tennessee State, 1-13-03107-71 |
| 35 | Hofstra, 3-2-12 (CAA)85-50 |
| 35 | Florida Atlantic, 1-22-9492-57 |

MARGIN OF DEFEAT

| | |
|----|--|
| 72 | Memphis, 12-7-9452-124 |
| 58 | Clemson, 1-15-9059-117 |
| 58 | Texas-San Antonio, 2-10-9070-128 |
| 57 | Ball State, 12-21-8458-115 |
| 50 | LaGrange, 1964-6550-100 |
| 49 | Oglethorpe, 1965-6648-97 |
| 49 | Iowa, 12-12-8540-89 |
| 48 | Georgia Southern, 1971-72.....55-103 |
| 48 | Georgia Southern, 3-2-8561-109 |

POINTS, HALF

| | |
|----|--|
| 73 | vs. Texas-Arlington, 12-15-90 (2nd half) |
| 70 | vs. Piedmont, 11-30-91 (1st half) |
| 69 | at Centenary, 1-30-93 (2nd) |
| 66 | vs. Georgia Southern, 2-14-76 (1st) |
| 65 | vs. Norfolk State, 2-10-98 (2nd) |
| 63 | vs. Fort Valley State, 11-25-89 (1st) |
| 61 | vs. Clark Atlanta, 11-26-91 (2nd) |
| 61 | vs. Piedmont, 1-9-89 (1st) |
| 60 | vs. Morris Brown, 12-3-88 (2nd) |

FEWEST POINTS SCORED

| | |
|----|--------------------------------------|
| 33 | at Drexel, 1-24-1133-51 |
| 38 | at Utah, 11-17-0338-46 |
| 39 | Arkansas, 1972-7339-70 |
| 39 | Western Kentucky, 1983-8439-72 |
| 40 | Erskine, 1965-6640-67 |
| 40 | South Alabama, 1981-8240-70 |
| 40 | Iowa, 12-12-8440-89 |
| 40 | @ Old Dominion, 1-28-1040-56 |

MOST POINTS ALLOWED

| | |
|-----|---|
| 128 | Texas-San Antonio, 2-10-9070-128 |
| 124 | Memphis, 12-7-9472-124 |
| 124 | Oklahoma, 12-19-8881-124 |
| 123 | New Orleans, 1971-7282-123 |
| 122 | Northwestern State, 1976-7784-122 |
| 121 | Georgia Tech, 1-10-8986-121 |
| 119 | Southen Methodist, 1979-8092-119 |
| 119 | New Orleans, 1970-7188-119 |

MOST POINTS, BOTH TEAMS

| | |
|-----|---|
| 228 | Fort Valley State, 11/25/1989.....122-106 |
| 218 | at Centenary, 1/30/1993107-111 |
| 217 | Texas-Arlington, 12/15/1990104-113 |
| 217 | Georgia Southern, 1973-74.....91-126 |
| 212 | West Georgia, 1971-7295-117 |
| 212 | Chattanooga, 1971-72.....104-108 |
| 211 | Southern Methodist, 1979-80.....92-119 |

FEWEST POINTS ALLOWED

| | |
|----|---|
| 33 | Howard, 11-21-0957-33 |
| 34 | William & Mary, 12-3-1166-34 |
| 40 | Jacksonville State, 2-11-9973-40 |
| 41 | Delaware, 3-6-09 (CAA)54-41 |
| 42 | Towson, 1-14-1257-42 |
| 42 | Texas A&M-Corpus Christi, 12-29-10..72-42 |
| 43 | Hofstra, 2-13-13.....61-43 |
| 43 | at Hofstra, 2-4-1259-43 |
| 43 | Tennessee Tech, 3-13-12 (CIT)73-43 |
| 44 | Drexel, 1-2-1258-44 |
| 44 | Mercer, 2-20-9974-44 |
| 44 | North Carolina A&T, 11-23-0276-44 |
| 44 | at Delaware, 1-17-0761-44 |
| 44 | James Madison, 12-5-0949-44 |

FIELD GOALS MADE

| | |
|----|---|
| 49 | vs. Georgia Southern, 2-14-76 (97 att.) |
| 47 | at Cal-Irvine, 11-25-88 (88 att.) |
| 44 | vs. Morris Brown, 12-3-88 (67 att.) |
| 43 | vs. Ft. Valley, 11-25-85 (79 att.) |
| 43 | vs. Piedmont, 12-30-86 (75 att.) |

FIELD GOALS ATTEMPTED

| | |
|----|------------------------------------|
| 97 | vs. Georgia Southern, 2-14-76 (49) |
| 96 | at Centenary, 1-21-89 (39) |
| 88 | at Cal-Irvine, 11-25-88 (47) |
| 86 | at Clemson, 1-15-90 (25) |
| 83 | at Mercer, 12-17-88 (34) |



GAME RECORDS

FIELD GOAL PERCENTAGE

| | | |
|------|--------------------------------------|-------|
| .745 | vs. Baptist, 2-18-84 | 38-51 |
| .680 | at Florida Southern, 2-19-81 | 34-50 |
| .672 | vs. Morris Brown, 11-29-93 | 39-58 |
| .662 | vs. Shippensburg, 1-5-80 | 45-68 |
| .667 | vs. Piedmont, 1-9-89 | 40-60 |
| .657 | vs. Morris Brown, 12-3-88 | 44-67 |
| .644 | at Cal-Irvine, 11-25-88 | 47-73 |
| .622 | Louisiana-Lafayette, 11-29-04 | 23-37 |
| .622 | vs. Samford, 3-3-00 | 28-45 |
| .622 | vs. Belmont, 3-6-03 (A-Sun) | 28-45 |
| .621 | vs. Georgia Southern, 12-22-09 | 36-58 |
| .604 | at Troy, 2-16-02 | 32-53 |

3-PT FIELD GOALS MADE

| | |
|----|---------------------------------------|
| 21 | vs. West Florida, 12-31-03 (9th NCAA) |
| 16 | vs. Old Dominion, 2-2-13 |
| 16 | vs. Troy, 3-3-01 |
| 16 | at Troy, 1-13-05 |
| 15 | vs. Mercer, 12-6-01 |
| 14 | vs. Campbell, 1-8-04 |
| 14 | at Troy, 2-16-02 |
| 14 | vs. Troy, 1-26-05 |
| 13 | vs. Lipscomb, 2-13-05 |
| 13 | vs. Gardner-Webb, 1-11-04 |
| 13 | vs. Troy, 1-20-01 |
| 13 | vs. Troy, 1-20-01 |

3-PT FG ATTEMPTED

| | |
|----|--------------------------------------|
| 41 | vs. Troy, 1-26-05 (made 14) |
| 40 | vs. Troy, 3-03-01 (made 16) |
| 38 | vs. Troy, 1-29-01 (made 13) |
| 36 | vs. West Florida, 12-31-03 (made 21) |
| 33 | vs. Old Dominion, 2-2-13 (made 16) |
| 33 | at Miami, 12-12-97 (made 6) |
| 33 | at Belmont, 12-1-01 (made 10) |
| 33 | Jacksonville, 2-25-05 (made 9) |
| 33 | at Texas Tech, 12-29-04 (made 10) |
| 31 | at Troy, 1-13-05 (made 16) |
| 31 | Towson, 2-23-06 (made 8) |
| 31 | at UNC Wilmington, 2-25-06 (made 10) |
| 30 | at Georgia Tech, 1-10-89 (made 11) |
| 30 | vs. Troy, 3-7-03 (A-Sun) (made 8) |
| 30 | vs. Mercer, 1-23-05 (made 11) |

3-PT FG PERCENTAGE

| | | |
|------|--|-------|
| .727 | at Arkansas-Little Rock, 1-19-87 | 8-11 |
| .692 | vs. Bradley, 12-4-99 | 9-13 |
| .684 | vs. Lipscomb, 2-13-05 | 13-19 |
| .647 | vs. Florida Atlantic, 1-16-00 | 11-17 |
| .632 | vs. VCU, 12-22-98 | 12-19 |
| .632 | vs. Troy, 2-14-98 | 12-19 |



SYLVESTER MORGAN blocked a school-record nine shots against Mercer in 2004-05, which was later tied by **JAMES VINCENT** in 2012-13.

FREE THROWS MADE

| | |
|----|------------------------------------|
| 37 | at College of Charleston, 2-1-70 |
| 37 | vs. Clark-Atlanta, 1-19-93 |
| 36 | vs. Samford, 1-25-92 |
| 35 | at Centenary, 2-1-97 |
| 35 | vs. Centenary, 2-12-94 |
| 34 | at Florida Atlantic, 1-5-04 |
| 34 | vs. Tennessee State, 1-13-03 |
| 33 | vs. Centenary, 1-16-88 |
| 33 | vs. Tennessee-Martin, 12-13-93 |
| 31 | vs. Florida International, 1-14-93 |
| 31 | vs. St. Joseph's, 12-21-01 |

FREE THROWS ATTEMPTED

| | |
|----|------------------------------------|
| 57 | at College of Charleston, 2-1-70 |
| 55 | vs. Clark-Atlanta, 1-19-93 |
| 53 | vs. Winthrop, 12-20-95 |
| 49 | vs. Tennessee-Martin, 12-13-93 |
| 47 | at Centenary, 2-2-91 |
| 47 | at Centenary, 2-1-97 |
| 46 | vs. Florida International, 12-3-90 |
| 45 | vs. Tennessee State, 1-13-03 |
| 44 | at LSU, 12-28-94 |
| 44 | vs. Samford, 1-25-92 |
| 44 | at Georgia Southern, 2-14-91 |
| 44 | vs. Saint Joseph's, 12-21-01 |
| 44 | at Florida Atlantic, 1-5-04 |

FREE THROW PERCENTAGE

| | | |
|-------|--|-------|
| 1.000 | at Stetson, 1-31-03 | 18-18 |
| 1.000 | at Mercer, 2-3-79 | 16-16 |
| 1.000 | vs. Florida Atlantic, 2-3-00 | 10-10 |
| 1.000 | vs. Charlotte, 12-9-87 | 10-10 |
| .947 | vs. McNeese State, 11-18-11 | 18-19 |
| .947 | vs. Loyola-Chicago, 11-19-97 | 18-19 |
| .944 | at James Madison, 2-23-13 | 17-18 |
| .938 | vs. Florida Atlantic, 2-8-02 | 15-16 |
| .913 | at Samford, 2-19-98 | 21-23 |
| .909 | vs. Samford, 2-13-99 | 10-11 |
| .905 | vs. Troy, 2-14-95 | 19-21 |
| .900 | at Charleston Southern, 12-28-02 | 18-20 |
| .889 | at Stetson, 1-24-04 | 24-27 |
| .885 | vs. Stetson, 2-3-88 | 23-26 |
| .882 | vs. CS-Northridge, 12-23-00 | 30-34 |
| .882 | vs. UALR, 12-8-84 | 15-17 |
| .882 | at Memphis, 12-5-95 | 15-17 |
| .882 | at Stetson, 2-17-00 | 15-17 |
| .882 | at Samford, 1-25-00 | 15-17 |
| .880 | vs. Jackson State, 1-26-02 | 22-25 |

REBOUNDS

| | |
|----|---------------------------|
| 63 | vs. Baptist, 1-8-72 |
| 63 | vs. Piedmont, 1-9-89 |
| 60 | vs. Clark, 11-26-76 |
| 60 | vs. Piedmont, 12-30-86 |
| 59 | vs. Centenary, 1-16-88 |
| 59 | vs. Morris Brown, 12-6-86 |
| 57 | Four times, last in 1989 |



R.J. HUNTER knocked down 10 3-pointers, as GSU made 16 against Old Dominion on Feb. 2, 2013, tying for the second most in a single game by the Panthers.



MOST TURNOVERS

- 38 at Ball State, 12-21-84
- 35 at Oklahoma, 12-19-87
- 35 at Texas-Arlington, 12-7-91
- 32 vs. Arkansas (NCAA), 3-15-91
- 32 at Georgia, 12-15-84

DOUBLE-FIGURE SCORERS

- 7 vs. Piedmont, 1-9-89
(16-16-14-11-11-11-10)
- 7 vs. Faulkner, 2-4-92
(27-14-13-12-10-10-10)
- 7 vs. Tennessee State, 1-13-03
(24, 18, 12, 12, 11, 11, 10)
- 6 Nine Times
(last vs. Gardner-Webb, 1-11-04)

ASSISTS

- 26 vs. Faulkner 2-4-92
- 26 at Texas Christian, 12-22-79
- 26 at Hardin-Simmons, 2-8-90
- 25 vs. Gardner-Webb, 1-11-04
- 25 at Centenary, 2-14-87
- 24 vs. Southern Poly, 12-8-13
- 24 vs. Stetson, 1-10-02
- 24 vs. Florida Atlantic, 3-2-00 (TAAC)
- 24 vs. Birmingham Southern, 11-30-73
- 24 vs. Hardin-Simmons, 1-30-88
- 24 vs. Piedmont, 11-30-91
- 24 vs. Fort Valley State, 11-25-89
- 24 vs. Florida International, 1-8-98
- 24 vs. Norfolk State, 2-10-98
- 24 vs. Florida Atlantic, 2-24-00
- 24 vs. Florida International, 1-1-96
- 24 at Campbell, 2-14-04

STEALS

- 21 vs. Northern Arizona, 12-22-90
- 19 vs. Piedmont, 11-30-91
- 18 at Mercer, 1-27-01
- 18 vs. Florida Atlantic, 2-24-00
- 17 vs. Campbell, 1-14-99
- 17 vs. Centenary, 2-2-85
- 17 vs. Armstrong State, 11-25-85
- 17 vs. Stephen F. Austin, 1-5-91

BLOCKED SHOTS

- 14 vs. FIU, 12-1-11
- 13 vs. Monmouth, 11-19-12
- 12 vs. Troy, 1-29-00
- 11 vs. Belmont, 3-6-03 (A-Sun)
- 11 vs. Morris Brown, 12-6-00
- 11 at Belmont, 2-28-04
- 10 vs. Stetson, 1-30-99
- 10 vs. Piedmont, 1-9-89
- 10 vs. Florida Atlantic, 2-8-02
- 10 vs. Stetson, 1-10-02
- 10 at Stetson, 1-24-04
- 10 vs. Mercer, 1-23-05



NATE WILLIAMS is one of the top players in the Georgia State record book, ranking in the top 10 in Panther annals in both scoring and rebounding. He was a two-time, first-team all-conference honoree.

MOST FOULS

- 36 at Arkansas-Little Rock (OT), 1-19-87
- 35 at Samford, 2-25-95
- 34 at Mercer, 1-31-90
- 33 at Florida Atlantic, 1-2-99
- 33 at Houston-Baptist, 2-12-87
- 33 at Arkansas-Little Rock, 2-25-89

MOST FOULS, BOTH TEAMS

- 63 vs. Winthrop, 12-30-95 (GSU 26)
- 61 vs. Texas-Arlington, 12-15-90 (GSU 30)

MOST PLAYERS FOULED OUT

- 4 vs. George Mason, 3-4-06 (CAA)
- 4 at Florida Atlantic, 1-2-99
- 4 vs. Samford, 1-21-95
- 4 at Clemson, 1-15-90
- 4 at Mercer, 1-8-03

STREAKS

CONSECUTIVE WINNING SEASONS

| | |
|---|---|
| 5 | 1997-98, 1998-99, 1999-00, 2000-01, 2001-02 |
| 2 | 1990-91, 1991-92 |

MOST WINS IN A SEASON

| | | |
|----|---------|-------|
| 29 | 2000-01 | 29-5 |
| 22 | 2011-12 | 22-12 |
| 20 | 2003-04 | 20-9 |
| 20 | 2001-02 | 20-11 |
| 17 | 1999-00 | 17-12 |
| 17 | 1998-99 | 17-13 |
| 16 | 1997-98 | 16-12 |
| 16 | 1991-92 | 16-14 |
| 16 | 1990-91 | 16-15 |

MOST CONFERENCE WINS

| | | |
|----|-----------------|------|
| 16 | 2000-01 (TAAC) | 16-2 |
| 14 | 2001-02 (TAAC) | 14-6 |
| 14 | 2003-04 (A-Sun) | 14-6 |
| 13 | 1999-00 (TAAC) | 13-5 |
| 11 | 2011-12 (CAA) | 11-7 |
| 11 | 1998-99 (TAAC) | 11-5 |
| 11 | 1997-98 (TAAC) | 11-5 |
| 11 | 2004-05 (A-Sun) | 11-9 |

MOST HOME WINS

| | | |
|------|---------|------|
| 16 | 2000-01 | 16-0 |
| 13 | 2011-12 | 13-3 |
| 12 # | 2003-04 | 12-2 |
| 11 * | 2001-02 | 11-3 |
| 9 | 2012-13 | 9-7 |
| 9 | 2009-10 | 9-5 |

* includes home games at Georgia Dome (1), Philips Arena (1)

includes one home game at Gwinnett Arena

MOST WINS AWAY FROM HOME

| | | |
|----|---------|--------------------|
| 13 | 2000-01 | 10 Road, 3 Neutral |
| 9 | 2011-12 | 8 Road, 1 Neutral |
| 9 | 1999-00 | 8 Road, 1 Neutral |
| 9 | 2003-04 | 8 Road, 1 Neutral |
| 9 | 2001-02 | 7 Road, 2 Neutral |

WINNING "STRETCHES"

| | |
|--------------------|-------------------------------------|
| Won 14 of 15 games | 1-23-01 to 3-15-01 |
| Won 13 of 14 games | 11-18-11 to 1-14-12 |
| Won 11 of 12 games | 1-23-02 to 3-1-02 |
| Won 11 of 12 games | 11-17-00 to 1-2-01 (first 12 games) |
| Won 9 of 10 games | 1-31-00 to 3-2-00 |
| Won 14 of 18 games | 1-5-04 to 3-4-04 |
| Won 13 of 16 games | 1-16-00 to 3-2-00 |
| Won 12 of 14 games | 1-5-98 to 2-17-98 |
| Won 8 of 9 games | 1-7-99 to 1-30-99 |
| Won 10 of 13 games | 1-7-99 to 2-13-99 |
| Won 12 of 16 games | 1-7-99 to 2-26-99 |
| Won 8 of 10 games | First 10 games of 1975 |
| Won 7 of 8 games | Final eight games of 2004 |

MOST WINS TO STARTS A SEASON

| | |
|-----|---------|
| 7-0 | 2000-01 |
| 7-0 | 1975-76 |
| 3-0 | 1980-81 |

BEST STARTS TO A SEASON

| | |
|------|---------|
| 7-0 | 2000-01 |
| 7-0 | 1975-76 |
| 11-1 | 2000-01 |
| 8-2 | 1975-76 |
| 11-3 | 2011-12 |

25-GAME WINNING STREAK AT SPORTS ARENA

1999-00

| | | |
|------|------------------|-------|
| 2/7 | Alabama A&M | 69-64 |
| 2/24 | Florida Atlantic | 86-62 |
| 2/26 | UCF | 78-63 |

2000-01

| | | |
|-------|--------------------|-------|
| 11/20 | Savannah State | 88-45 |
| 11/29 | Bradley | 67-54 |
| 12/1 | Valdosta State | 83-54 |
| 12/4 | Samford | 64-50 |
| 12/6 | Morris Brown | 84-70 |
| 1/11 | Florida Atlantic | 96-77 |
| 1/13 | UCF | 97-75 |
| 1/23 | Jacksonville State | 76-52 |
| 1/27 | Mercer | 86-77 |
| 1/29 | Troy | 79-75 |
| 2/10 | Campbell | 95-67 |
| 2/15 | Jacksonville | 90-82 |
| 2/17 | Stetson | 68-65 |
| 3/1 | FAU (TAAC) | 96-57 |
| 3/2 | Samford (TAAC) | 66-56 |
| 3/3 | Troy (TAAC) | 79-55 |

2001-02

| | | |
|-------|---------------------|-------|
| 11/17 | Valdosta State | 82-71 |
| 11/27 | Charleston Southern | 67-56 |
| 12/6 | Mercer | 90-79 |
| 12/12 | Campbell | 85-71 |
| 1/2 | Troy | 84-67 |
| 1/10 | Stetson | 89-73 |

LONGEST WINNING STREAKS

ALL GAMES

| | |
|----|--|
| 11 | 11-18-11 to 1-4-12 (regular season)* <i>5th longest in the nation when it ended</i> |
| 8 | 2-15-01 to 3-15-01 (last four regular-season games, three TAAC Tournament games, NCAA first round) |
| 7 | 1-5-04 to 1-24-04 (regular season) |
| 7 | 2-12-04 to 3-4-04 (last six regular-season games, A-Sun Tournament first round) |
| 7 | 11-17-00 to 12-6-00 (first seven games of season) |
| 7 | 2-7-00 to 3-2-00 (last six regular season games, TAAC Tournament first round) |
| 7 | 11-28-75 to 12-30-75 (first seven games of season) |
| 6 | 2-8-02 to 3-1-02 (last four regular-season games, two TAAC Tournament games) |
| 6 | 1-23-01 to 2-10-01 (regular season) |
| 5 | Three Times (1999, 2002, 1993) |

AT GEORGIA STATE SPORTS ARENA

| | |
|----|---|
| 25 | 2-24-00 to 12-12-02 (last three games of 1999-00, all of 2000-01, through first six games of 2001-02) * <i>Third-longest home win streak in the nation when ended</i> |
| 10 | 11-18-11 to 1-23-12 (first 10 games of the regular season) |
| 8 | 1-5-98 to 2-24-98 (last eight games of regular season) |
| 7 | 12-6-03 to 1-16-04 |
| 6 | 1975-76 |
| 6 | 1985-86 |
| 5 | 11-17-09 to 1-2-10 (first five games of season) |
| 5 | 12-22-98 to 1-14-99 |
| 5 | 1974-75 (first five games of season) |



SPORTS ARENA RECORDS

GEORGIA STATE SPORTS ARENA INDIVIDUAL SUPERLATIVES

POINTS

49, Chris Collier (vs. Butler, 1/2/91)
41, Bob Pierson (vs. Georgia Southern, 2/14/76)

FIELD GOALS MADE

19, Chris Collier (vs. Butler, 1/2/91)
19, Bob Pierson (vs. Georgia Southern, 2/14/76)

FIELD GOAL PERCENTAGE

.923 (12-13), Bob Pierson vs. S. Alabama, 2/26/76
.900 (9-10), Lanard Copeland vs. UTSA, 1/22/87

FREE THROWS MADE

17, Travis Williams (vs. FIU, 1/14/93)
15, Matt Simpkins (vs. Ga. Southern, 11/27/78)

FREE THROW PERCENTAGE

1.000 (12-12) Darryl Cooper (vs. FAU, 1/11/01)
1.000 (11-11) Willie Brown (vs. Mercer, 2/6/88)
1.000 (10-10) Travis Williams (vs. Ark. St., 12/19/95)

REBOUNDS

23, Chris Collier (vs. Centenary, 3/1/90)
21, Bob Pierson (vs. Georgia Southern, 2/14/76)

ASSISTS

14, Rodney Hamilton (vs. FIU, 1/11/96)
13, Three times (last by Rodney Hamilton, 2/10/98)

BLOCKS

9, James Vincent (vs. Monmouth, 11/19/12)
9, Sylvester Morgan (vs. Mercer, 1/23/05)
8, Eric Buckner (vs. FIU, 12/1/11)
6, Alex Saviddis (vs. Loyola-Chicago, 11/19/97)
6, Torquin Gresham (vs. Mercer, 2/7/98)
6, Zavian Smith (vs. Mercer, 2/28/94)
6, Trello Galloway (vs. Belmont, 3/6/03 TAAC)
6, Sylvester Morgan (vs. Delta State, 12/7/04)
6, Sylvester Morgan (vs. Florida Atlantic, 1/5/05)

STEALS

8, Shernard Long (vs. Campbell, 1/4/00)
8, Dewey Haley (vs. Centenary, 2/2/85)
7, James Fields (vs. UNCW, 1/12/12)

3-POINT FG MADE

10, R.J. Hunter (vs. Old Dominion, 2/2/13)
9, Kevin Morris (vs. VCU, 12/22/98)
8, Thomas Terrell (vs. Florida Atlantic, 2/8/02)
7, Shellord Pinkett (vs. Troy, 2/14/98)

TOP ATTENDANCE Georgia State Sports Arena

Since 1984

| | | |
|-------|-------------------------------|----------|
| 4,500 | Stetson (Jay Leno show) | 2/4/89 |
| 4,028 | Troy (TAAC Final) | 3/3/01 |
| 3,763 | Fresno State | 11/19/99 |
| 3,510 | Florida State..... | 12/7/06 |
| 3,423 | Mercer | 1/26/91 |
| 3,385 | Samford (TAAC Semifinal)... | 3/2/01 |
| 3,296 | Belmont..... | 2/21/02 |
| 3,279 | Georgia Tech | 12/5/07 |
| 3,113 | Mercer | 2/20/99 |
| 3,102 | Florida State..... | 12/13/08 |
| 3,074 | Mercer | 2/19/97 |
| 2,834 | Stetson | 1/30/99 |
| 2,827 | Troy (A-Sun Semifinal)..... | 3/7/03 |
| 2,800 | Samford | 2/20/93 |
| 2,752 | FAU | 2/8/02 |
| 2,746 | Stetson | 2/17/01 |
| 2,720 | Georgia Southern | 2/2/89 |
| 2,698 | UNCW | 1/12/12 |
| 2,652 | Jacksonville | 1/28/99 |



GEORGIA STATE TEAM SUPERLATIVES

MOST POINTS SCORED

122, vs. Fort Valley State, 11/25/89
119, vs. Piedmont, 11/30/91

FIELD GOALS MADE

49, vs. Georgia Southern, 2/14/76
44, vs. Morris Brown, 12/3/88

FIELD GOAL PERCENTAGE

.745 (38-51) vs. Charleston Southern, 2/18/84
.672 (39-58) vs. Morris Brown, 11/27/93

3-POINT FG MADE

21, vs. West Florida, 12/31/03
16, vs. Old Dominion, 2/2/13
16, vs. Troy, 3/3/01
16, vs. Troy, 1/13/05
15, vs. Mercer, 12/6/01
14, vs. Troy, 1/26/05

FREE THROWS MADE

39, by Butler, 1/2/91
37, vs. Clark-Atlanta, 1/19/93

FREE THROW PERCENTAGE

1.000 (10-10), vs. UNC Charlotte, 12/9/87
1.000 (10-10), vs. Florida Atlantic, 2/3/00

REBOUNDS

63, vs. Piedmont, 1/9/89
60, vs. Clark-Atlanta, 11/26/76

ASSISTS

26, vs. Faulkner, 2/4/92
25, vs. Gardner-Webb, 1/11/04
24, vs. Southern Poly, 12/8/12
24, vs. Hardin-Simmons, 1/30/88
24, vs. Birmingham Southern, 11/30/73
24, vs. Stetson, 1/10/02

BLOCKS

14, vs. FIU, 12/1/11
13, vs. Monmouth, 11/19/12
12, vs. Troy, 1/29/00
11, vs. Belmont, 3/6/03 (TAAC)
11, vs. Morris Brown, 12/6/00
10, vs. Mercer, 1/23/05
10, vs. Stetson, 1/30/99
10, vs. Piedmont, 1/9/89
10, vs. Florida Atlantic, 2/8/02
10, vs. Stetson, 1/10/02

STEALS

21, vs. Northern Arizona, 12/22/90
19, vs. Piedmont, 11/30/91



STARTING LINEUPS

2012-13 (15-16)

| Player..... | PPG | RPG | Ast. |
|---------------------------|------|-----------|------|
| F Manny Atkins..... | 14.2 | 6.7 | 2.2 |
| F James Vincent..... | 4.8 | 4.9 (bpg) | 2.3 |
| G Devonta White..... | 14.8 | 2.8 | 3.9 |
| G R.J. Hunter..... | 17.0 | 5.1 | 1.8 |
| G Rashaad Richardson..... | 7.3 | 2.7 | 1.0 |

2011-12 (22-12)

| Player..... | PPG | RPG | Ast. |
|----------------------|------|----------|------|
| F Eric Buckner..... | 10.8 | 7.1 (bl) | 3.5 |
| F Josh Micheaux..... | 7.7 | 6.1 | 3.6 |
| G Jihad Ali..... | 12.5 | 6.0 | 1.4 |
| G Devonta White..... | 12.9 | 2.2 | 2.9 |
| G James Fields..... | 9.6 | 3.9 | 2.9 |

2010-11 (12-19)

| Player..... | PPG | RPG | Ast. |
|------------------------|-----|----------|------|
| F Eric Buckner..... | 9.4 | 5.6 (bl) | 1.6 |
| F Brandon McGee..... | 7.8 | 4.8 | 0.9 |
| G Jihad Ali..... | 7.2 | 4.8 | 1.0 |
| G Marques Johnson..... | 5.2 | 2.6 | 2.4 |
| G James Fields..... | 5.5 | 3.0 | 3.0 |

2009-10 (12-20)

| Player..... | PPG | RPG | Ast. |
|------------------------|------|----------|------|
| F Xavier Hansbro..... | 7.9 | 4.2 (bl) | 0.6 |
| F Trey Hampton..... | 8.5 | 5.1 (bl) | 1.2 |
| G Marques Johnson..... | 2.6 | 1.9 | 2.3 |
| G Trae Goldston..... | 10.3 | 1.8 | 0.9 |
| G Joe Dukes..... | 13.5 | 5.2 | 3.8 |

2008-09 (12-20)

| Player..... | PPG | RPG | Ast. |
|-----------------------|------|-----|------|
| F Rashad Chase..... | 5.1 | 5.8 | 23 |
| F Trey Hampton..... | 4.4 | 3.6 | 23 |
| G Leonard Mendez..... | 8.8 | 2.9 | 44 |
| G Trae Goldston..... | 10.8 | 1.5 | 50 |
| G Joe Dukes..... | 12.8 | 4.7 | 134 |

2007-08 (9-21)

| Player..... | PPG | RPG | Ast. |
|---------------------------|------|----------|------|
| F Rashad Chase..... | 7.5 | 7.6 | 27 |
| C Justin Billingslea..... | 6.3 | 3.5 (bl) | 21 |
| G Trae Goldston..... | 9.3 | 1.6 | 43 |
| G Leonard Mendez..... | 16.0 | 3.6 | 39 |
| G D.J. Jones..... | 3.6 | 3.0 | 84 |

2006-07 (11-20)

| Player..... | PPG | RPG | Ast. |
|------------------------|------|----------|------|
| F Lance Perique..... | 15.6 | 5.0 | 30 |
| F Rashad Chase..... | 8.5 | 5.9 | 31 |
| C Deven Dickerson..... | 11.8 | 4.6 (bl) | 47 |
| G Leonard Mendez..... | 13.8 | 4.1 | 64 |
| G Ron Larris..... | 5.0 | 2.1 | 89 |

2005-06 (7-22)

| Player..... | PPG | RPG | Ast. |
|------------------------|------|----------|------|
| F Rashad Chase..... | 6.1 | 4.3 | 22 |
| F Deven Dickerson..... | 6.3 | 5.1 (bl) | 46 |
| G Malcolm Manier..... | 11.8 | 3.2 | 45 |
| G Boyd Copeland..... | 8.8 | 4.3 | 105 |
| G Herman Favors..... | 12.5 | 3.0 | 89 |

2004-05 (14-15)

| Player..... | PPG | RPG | Ast. |
|-------------------------|------|----------|------|
| F Marcus Brown..... | 14.9 | 5.1 | 32 |
| F Kevin Thomas..... | 12.2 | 4.6 | 51 |
| F Sylvester Morgan..... | 6.0 | 5.0 (bl) | 81 |
| G Malcolm Manier..... | 10.9 | 2.6 | 53 |
| G Boyd Copeland..... | 9.8 | 5.2 | 111 |

2003-04 (20-9)

| Player..... | PPG | RPG | Ast. |
|------------------------|------|-----|------|
| F Nate Williams..... | 14.7 | 6.9 | 43 |
| F Trello Galloway..... | 9.8 | 6.7 | 44 |
| C Kevin Thomas..... | 10.0 | 2.5 | 36 |
| G Lamont McIntosh..... | 9.0 | 3.1 | 42 |
| G Herman Favors..... | 7.0 | 3.9 | 104 |

2002-03 (14-15)

| Player..... | PPG | RPG | Ast. |
|------------------------|------|-----|------|
| F Nate Williams..... | 18.0 | 6.6 | 57 |
| F Trello Galloway..... | 7.0 | 6.8 | 64 |
| C Reo Logan..... | 6.5 | 4.3 | 25 |
| G Leroy Davis..... | 12.6 | 4.1 | 50 |
| G Lamont McIntosh..... | 13.3 | 3.1 | 92 |

2001-02 (20-11)

| Player..... | PPG | RPG | Ast. |
|------------------------|------|-----|------|
| F Bam Campbell..... | 10.3 | 5.6 | 34 |
| F Thomas Terrell..... | 20.5 | 7.3 | 64 |
| C Nate Williams..... | 12.2 | 6.4 | 55 |
| G Leroy Davis..... | 8.1 | 3.8 | 53 |
| G Lamont McIntosh..... | 12.2 | 3.9 | 128 |

2000-01 (29-5)

| Player..... | PPG | RPG | Ast. |
|-----------------------|------|-----|------|
| F Bam Campbell..... | 5.8 | 3.9 | 20 |
| F Thomas Terrell..... | 16.4 | 7.5 | 40 |
| F Shernard Long..... | 18.0 | 4.7 | 90 |
| G Darryl Cooper..... | 12.7 | 3.2 | 72 |
| G Kevin Morris..... | 12.9 | 2.9 | 144 |

1999-00 (17-12)

| Player..... | PPG | RPG | Ast. |
|----------------------|------|-----|------|
| F Shernard Long..... | 16.9 | 5.6 | 47 |
| F Donnie Davis..... | 7.0 | 3.4 | 15 |
| C Jarrod Hill..... | 6.9 | 6.0 | 21 |
| G Anton Reese..... | 16.4 | 3.8 | 41 |
| G Kevin Morris..... | 12.9 | 4.3 | 145 |

ANTON REESE
averaged 16.4
points in two
years as a starter,
leading Georgia
State to a pair of
17-win seasons.



STARTING LINEUPS

1998-99 (17-13)

| Player..... | PPG | RPG | Ast. |
|--------------------------|------|-----|------|
| F Maurice Robertson..... | 7.6 | 3.6 | 41 |
| F Quincy Gause..... | 16.2 | 8.8 | 28 |
| C Torquin Gresham..... | 7.3 | 3.7 | 6 |
| G Anton Reese..... | 16.4 | 3.7 | 59 |
| G Kevin Morris..... | 16.6 | 4.0 | 142 |

1997-98 (16-12)

| Player..... | PPG | RPG | Ast. |
|--------------------------|------|-----|------|
| F Torquin Gresham..... | 7.3 | 5.4 | 9 |
| F Maurice Robertson..... | 11.0 | 5.7 | 39 |
| F Quincy Gause..... | 12.9 | 7.6 | 35 |
| G Shellord Pinkett..... | 14.8 | 2.9 | 67 |
| G Rodney Hamilton..... | 16.0 | 3.4 | 171 |

1996-97 (10-17)

| Player..... | PPG | RPG | Ast. |
|-------------------------|------|-----|------|
| F Tildon Wright..... | 13.7 | 7.1 | 12 |
| F Terrence Evans..... | 8.0 | 5.9 | 27 |
| C Alex Saviddis..... | 2.7 | 2.9 | 10 |
| G Shellord Pinkett..... | 13.6 | 4.0 | 62 |
| G Rodney Hamilton..... | 18.0 | 4.1 | 124 |

1995-96 (10-16)

| Player..... | PPG | RPG | Ast. |
|-------------------------|------|------|------|
| F Terrence Evans..... | 6.3 | 4.3 | 12 |
| F Travis Williams..... | 12.2 | 7.8 | 45 |
| C Terrence Brandon..... | 20.8 | 10.4 | 50 |
| G Shellord Pinkett..... | 9.7 | 2.0 | 36 |
| G Rodney Hamilton..... | 11.6 | 2.8 | 119 |

1994-95 (11-17)

| Player..... | PPG | RPG | Ast. |
|-------------------------|------|-----|------|
| F Terrence Brandon..... | 18.7 | 9.0 | 23 |
| F Travis Williams..... | 12.4 | 6.8 | 42 |
| C Tildon Wright..... | 5.1 | 2.8 | 3 |
| G Tony Rhine..... | 11.5 | 3.6 | 55 |
| G Rodney Hamilton..... | 10.0 | 3.4 | 121 |

1993-94 (13-14)

| Player..... | PPG | RPG | Ast. |
|-------------------------|------|-----|------|
| F Terrence Brandon..... | 14.6 | 7.0 | 26 |
| F Travis Williams..... | 8.7 | 5.9 | 28 |
| C Zavian Smith..... | 15.6 | 8.7 | 35 |
| G Mark Stribling..... | 12.2 | 5.1 | 69 |
| G Donald Hall..... | 5.3 | 1.6 | 102 |

1992-93 (13-14)

| Player..... | PPG | RPG | Ast. |
|------------------------|------|-----|------|
| F Mike Nalls..... | 17.4 | 8.7 | 27 |
| F Brad Boykin..... | 5.9 | 4.8 | 23 |
| G Mark Stribling..... | 13.7 | 4.9 | 63 |
| G Sam Wilder..... | 13.1 | 2.7 | 51 |
| G Courtney Brooks..... | 4.1 | 1.4 | 101 |

1991-92 (16-14)

| Player..... | PPG | RPG | Ast. |
|------------------------|------|-----|------|
| F Brad Boykin..... | 5.5 | 6.1 | 17 |
| C Zavian Smith..... | 14.7 | 7.8 | 64 |
| G Phillip Luckydo..... | 21.0 | 4.0 | 34 |
| G Tyrice Wright..... | 5.1 | 2.4 | 25 |
| G Corey Gauff..... | 3.9 | 2.6 | 68 |

1990-91 (16-15)

| Player..... | PPG | RPG | Ast. |
|------------------------|------|------|------|
| F Zavian Smith..... | 7.5 | 5.1 | 39 |
| C Chris Collier..... | 18.2 | 10.6 | 38 |
| G Phillip Luckydo..... | 20.2 | 4.4 | 37 |
| G Garrett Coley..... | 9.1 | 4.8 | 87 |
| G Matt O'Brien..... | 6.1 | 1.6 | 59 |

1989-90 (5-23)

| Player..... | PPG | RPG | Ast. |
|----------------------|------|-----|------|
| F Zavian Smith..... | 5.8 | 4.0 | 23 |
| C Chris Collier..... | 16.6 | 9.4 | 24 |
| F Mark Thompson..... | 11.9 | 3.4 | 36 |
| G Corey Gauff..... | 6.0 | 3.3 | 76 |
| G Matt O'Brien..... | 18.0 | 2.4 | 98 |

1988-89 (14-14)

| Player..... | PPG | RPG | Ast. |
|------------------------|------|-----|------|
| F Lanard Copeland..... | 15.3 | 4.0 | 45 |
| F Keven Davis..... | 14.1 | 5.6 | 34 |
| C Rodney Turner..... | 10.3 | 9.9 | 26 |
| G James Andrews..... | 18.8 | 4.1 | 39 |
| G Leo Hunt..... | 4.0 | 1.4 | 105 |

1987-88 (9-19)

| Player..... | PPG | RPG | Ast. |
|------------------------|------|-----|------|
| F Lanard Copeland..... | 11.0 | 4.1 | 52 |
| F Keven Davis..... | 10.8 | 6.4 | 21 |
| C Willie Brown..... | 10.6 | 6.6 | 10 |
| G James Andrews..... | 15.1 | 4.1 | 36 |
| G Paris Dennis..... | 9.3 | 4.4 | 102 |

1986-87 (11-17)

| Player..... | PPG | RPG | Ast. |
|------------------------|------|-----|------|
| F Lanard Copeland..... | 8.4 | 4.0 | 22 |
| F Rodney Turner..... | 9.6 | 8.9 | 16 |
| C Elfrem Jackson..... | 15.8 | 8.4 | 23 |
| G Melvin Howard..... | 14.1 | 3.6 | 148 |
| G Paris Dennis..... | 9.3 | 4.4 | 61 |

1985-86 (10-18)

| Player..... | PPG | RPG | Ast. |
|-----------------------|------|-----|------|
| F Ricky Coulter..... | 11.6 | 7.5 | 25 |
| F Keven Davis..... | 7.8 | 7.1 | 14 |
| C Chavelo Holmes..... | 13.9 | 6.2 | 46 |
| G James Andrews..... | 11.8 | 3.9 | 34 |
| G Dewey Haley..... | 13.9 | 3.3 | 174 |

1984-85 (2-26)

| Player..... | PPG | RPG | Ast. |
|---------------------------|------|-----|------|
| F Paul Norris..... | 12.6 | 5.3 | 13 |
| F Cornelius Stafford..... | 6.1 | 2.7 | 20 |
| C Jevon Estes..... | 3.1 | 4.0 | 20 |
| G Chris Jackson..... | 15.5 | 4.7 | 41 |
| G Dewey Haley..... | 12.3 | 2.3 | 105 |



LETTERWINNERS



MARK GILMORE and DAN ROSS from the 1979-80 squad.

A

Adams, Jim (1962-65)
Agin, David (1977-79)
Alexander, Russell (1956-57)
Ali, Jihad (2007-12)
Alloway, Kendrick (2001-03)
Anderson, Dwayne (1985-86)
Andrews, Cedrick (1983-85)
Andrews, James (1985-86, '87-89)
Angelich, Paul (1977-80)
Armstead, Chuck (1989-90)
Arrington, Andre (1987-88)
Astacio, Tony (1972-73, '74-76)
Atkins, Manny (2011-present)
Atkinson, James (1974-76)
Atrice, Walter (1972-74)

B

Bagley, Tom (1967-68)
Bailey, Bob (1972-73)
Baldwin, Bobby (1953-56)
Barlow, Dicky (1978-80, '81-83)
Barnett, Tikoyo (2004-05)
Bates, (1958-59)
Beckett, John (1997-98)
Bennett, Frank (1980-82)
Benson, Ellis (1971-72)
Benton, Darryl (1979-81)
Bernard, Ajamu ((1992-95)
Bethune, Morris (1984-85)
Billingslea, Justin (2004-08)
Billingsley (1951-52)
Birdsong, Jerry (1955-59)
Bloodworth, Charley (1947-48)
Boland, Bill (1958-59)
Boles, Charles (1975-77)
Booker, Archie (1980-82)
Bowen, Robin (1965-66)
Bowles, (1951-52)
Boyd, David (1972-75)
Boykin, Brad (1991-93)
Brandon, Terrence (1991-92, '93-96)
Brandon, Tommy (1965-66)
Brantley, Bo (1987-89)
Brewer, Ken (1968-70)

Brinson, Greg (1976-77)
Brooks, Courtney (1990-94)
Brown, Daniel (2009-11)
Brown, Joe (1981-83)
Brown, Marcus (2003-05)
Brown, Verlon (1956-57)
Brown, Willie (1987-88)
Brus, Joe (1982-86)
Bryant, Jimmy (1973-75)
Buckner, Eric (2010-12)
Buggs, Dicky (1981-82)
Burdette, P.B. (1955-56)
Burgess, Thad (1964-65)
Burguillos, Denny (2012-present)
Burton, Mel (1961-63)

C

Camp, (1947-48)
Campbell, Bam (2000-02)
Campbell, Kevin (1995-96)
Cannon, Tommy (1960-64)
Carman, Herbert (1976-78)
Carr, Michael (1987-89)
Carter, (1947-48)
Cartwright, Brandon (2005-07)
Cason, Frank (1965-66)
Cawthon, Charles (1951-55)
Chase, Rashad (2005-09)
Chennault, Reggie (1982-84)
Chilholm, Gordon (1956-57)
Choates, Moyce (1974-76)
Clements, Gregg (1980-81)
Cloud, Ed (1955-56)
Coggins, Jon (1983-85)
Cole, Arte (1989-92)
Coleman, Bob (1959-60)
Coley, Garrett (1990-92)
Collier, Chris (1989-91)
Conner, Bill (1959-60)
Cool, Don (1962-65)
Cooper, Darryl (2000-02)
Copeland, Boyd (2003-06)
Copeland, Jim (1965-67)
Copeland, Lanard (1985-89)
Coppedge, Ferrell (1967-69, '70-71)
Costen, Bill (1955-57)
Costner, George (1960-61)
Couch (1947-48)
Coulter, Rick (1984-86)
Crider, Markus (2012-present)
Culver, Albert (1974-76)
Cunningham, John (1968-69, '70-71)
Curry, Dante (2008-2011)

D

Dabney, Ron (1967-69)
Daly, Fletcher (1939-40)
Davis, Donnie (1998-02)
Davis, Jackie (1976-78)
Davis, Keven (1985-89)
Davis, Leroy (2001-03)
DeFoor, Bobby (1960-61)
Dean, Dontaz (2002)
Dennis, Paris (1986-88)

Dickerson, Deven (2004-08)
Dickson, Al (1968-70)
Dix, Ernie (1972-73)
Dixon, Arthur (1956-57)
Doby, Harold (2010-11)
Doherty, Frank (1958-61)
Donehoo, David (1973-75)
Dopson, James (1992-93)
Dukes, Joe (2008-10)
Dyer, Bill (1953-56)

E

Edelstein, (1947-48)
Epps, Gene (1962-65)
Ellerbee, Ty (1978-80)
Ernest, (1951-52)
Erves, Larry (1976-78)
Ervin, Eric (1982-84)
Estes, Jevon (1984-85)
Evans, Terrence (1992-96)

F

Fain, Jimmy (1966-67)
Falker, Chris (1978-80)
Fanning, Steve (1985-87)
Farmer, Matthew (1965-69)
Faulhaber, Bill (1972-76)
Favors, Herman (2002-06)
Feldman, Sidney (1939-40)
Felton, John (1980-82)
Fencher, Danny (1977-79)
Fern, Dwight (1971-73)
Fields, James (2008-12)
Firnback, Bill (1985-87)
Foster, (1982-83)
Fowler, Randy (1978-80)
Fox, (1947-48)
Freeman, Walter (1939-40)

G

Galloway, Erin (1994-95)
Galloway, Trello (2002-04)
Gamble, Tyler (2011-13)
Garner, James (1959-60)
Gauff, Corey (1989-93)
Gause, Quincy (1997-99)
Gauth, Rex (1979-82)
Gaynes, Virlyn (1963-65)
Gebhard, Brian (1970-71)
Gentry, Chris (1995-97)
Gibson, DiMario (1979-81)
Gibson, Ed (1954-55)
Gilchrist, James (2000-02)
Gillentine, (1947-48)
Gisi, (1951-52)
Glass, Reeder (1960-61)
Goldston, Trae (2006-10)
Goodman, (1947-48)
Gordon, (1989-90)
Graham, Harlen (1980-84)
Graham, Tony (1980-84)
Gray, David (1988-89)
Green, Charles (1971-72)
Green, Justin (2011-13)

Green, Ryann (2011-present)
Gresham, Darryl (1986-87)
Gresham, Torquin (1997-00)
Gulmire, Mark (1978-80)
Gunsby, Lydell (1999-2002)
Gynes, Frank (1965-66)

H

Hadley, Greg (1980-82)
Hagwood, Brent (1983-84)
Haley, Dewey (1984-86)
Hall, Donald (1993-94)
Hamilton, Mark (1967-68)
Hamilton, Rodney (1994-98)
Hamner, Dwight (1970-72)
Hampton, Louis (1985-86)
Hampton, Trey (2008-10)
Handy, Bayi (2001-02)
Hannah, Homer (1956-58)
Hansbro, Xavier (2008-10)
Harbin, (1947-48)
Harris, Lasanna (2002-03)
Hastings, Mark (1988-89)
Hawk, (1947-48)
Hayes, (1947-48)
Hayes, Robert (1992-93)
Heard, Charles (1955-57)
Heers, Eric (1956-57)
Hickman, Bart (1962-64)
Hight, Chris (1995-96)
Hill, Jarrod (1998-00)
Hoard, Barrett (1989-90)
Hoekwater, Matt (1993-95)
Holmes, Chavelo (1981-84, '85-86)
Holstick, Otis (1979-80)
Hooks, Fred (1969-70)
Howard, Melvin (1986-87)
Howington, Ronnie (1967-68)
Hudson, Luther (1966-67)
Hunt, Leo (1987-89)
Hunter, Louie (1982-83)
Hunter, R.J. (2012-present)

J

Jackson, Chris (1983-85)
Jackson, Elfrem (1986-87)
Jackson, Jeff (1984-86)
Jacobs, Jimmy (1965-69)
Jacobs, R. L. (1967-68)
James, Ronnie (1954-55)
Jarvis, Howie (1976-79)
Johnson, Gerald (1955-57)
Johnson, Ron (1990-91)
Johnson, Marques (2009-11)
Jones, D.J. (2007-08)

K

Kessler, Dave (1979-80)
Killingsworth, Jim (1956-57)
Kimbrow Jr., Tony (2011-12)
King, Markeal (1998-00)
Kinsey, T. (1967-68)
Kirk, (1947-48)
Krubally, Ousman (2007-10)



LETTERWINNERS

L

Langhorne, Marcus (1996-97)
Leuszler, Jay (1971-73)
Logan, Reo (2002-04)
Long, Shernard (1999-2001)
Lott, Kevin (2006-10)
Love, Henry (1971-72)
Luckydo, Philip (1990-92)

M

Mack, Rod (1979-81)
Manier, Malcolm (2004-06)
Manus, Ray (1960-64)
Marshall, Greg (1966-69)
Maynor, Javonte (2010-11)
McBride, Ryan (2006-07)
McDaniel, (1947-48)
McDonald, Jerry (1955-56)
McGee, Brandon (2010-12)
McGrew, D'Andre (2003-06)
McIntosh, Lamont (2000-04)
Mendez, Leonard (2005-09)
Micheaux, Josh, (2010-12)
Mitchell, Norman (2006-08)
Mobley, Terrence (1994-95)
Monroe, Esell (1989-91)
Montgomery, Bruce (1988-90)
Moore, Calvin (1972-74)
Morgan, David (1977-79)
Morgan, Glenn (1958-60)
Morgan, Major (1962-64)
Morgan, Sylvester (2003-05)
Morris, Everett (2003-05)
Morris, Kevin (1998-2001)
Moss, Greg (1982-83)
Moynihan, Michael (2007-08)

Mullins, Tommy (1964-67)
Murphy, Pat (1996-98)
Myrick, Henry (1973-75)

N

Nalls, Mike (1989-93)
Newlin, Charles (1972-74)
Nicholson, Herb (1955-56)
Nieves, Henry (1998-99)
Nordmark, Bill (1967-71)
Norris, Paul (1984-87)
Nuckles, Quincy (1993-94)

O

O'Brien, Matt (1989-91)
Oliver, Charles (1970-72)

P

Patton, Cedric (2000-03)
Pearson, Rico (1995-96)
Pendleton, George (1975-77)
Perique, Lance (2005-06)
Perkins, Larry (1969-71)
Person, Curtis (1970-72)
Peterson, Matt (1990-94)
Pierson, Robert (1974-76)
Pietrowski, Mike (1979-80)
Pinkett, Shellord (1994-98)
Poag, Jackie (1971-72, '73-74)
Powell, Gene (1957-60)
Powers, Charley (1973-75)
Poyastro, Miguel (1975-77)
Pritchard, Tom (1969-71)
Purvis, Neil (1972-73, '74-75)

Q

Quinn, Frank (1962-64)

R

Ramsey, (1947-48)
Ramsey, George (1980-82)
Rarick, Dan (1976-77)
Reed, Pete (1958-59)
Reese, Anton (1998-2000)
Reinhart, Bobby (1987-89)
Renkosik, Ray (1977-79)
Rhine, Tony (1993-96)
Richardson, (1947-48)
Richardson, Rashaad (2010-present)
Richardson, Steve (1976-78)
Richardson, Thomas (1970-71)
Ricketts, Ronald (1970-72)
Rimmer, Bernard (2008-09)
Roberts, Russell (1972-73)
Robertson, Maurice (1997-99)
Robinson, Ranard (2005-06)
Ross, Don (1979-81)

S

Sandstrom, David (1984-85)
Saviddis, Alex (1995-98)
Scott, Doug (1975-77)
Scott, Jerome (1976-78)
Searcy, Chad (1996-2000)
Seegar, Walt (1968-69)
Shaw, Gene (1968-69)
Shaw, Kevin (2011-present)
Shearer, (1947-48)
Sheldon, Philip (1964-65)
Shipes, T.J. (2012-present)
Sikes, Kerry (1969-70)
Sills, Ray (1975-77)
Simpson, Larry (1955-56, '58-59)
Slack, Roderick (1977-78)
Smiley, Don (1991-92)
Smith, (1947-48)
Smith, Joe (1964-65)
Smith, LaRon (2012-present)
Smith, Larry (1982-84, 86-87)
Smith, Zavian (1989-92)
Solomon, Cameron (2012-13)
Sosebee, Jerry (1964-66)
Spells, Shay (1994-95)
Stackhouse, Jeff (1979-80)
Stafford, Cornelius (1983-85)
Stewart, Charlie (1954-55)
Stone, Jimmy (1955-60)
Straley, Wilt (1962-64)
Strange, Johnny (1962-64)
Stribling, Mark (1992-94)
Stricker, Brad (1998-99)
Strong, Bill (1964-65)
Strong, Bo (1966-70)
Styles, Curtis (1971-72)

T

Taylor, Jamar (2009-12)
Teale, Ted (1947-48)

Templeman, Terry (1964-65)
Terrell, Thomas (2000-02)
Thomas, Kevin (2003-05)
Thomas, Rankin (1968-70)
Thompson, Leroy (1955-57)
Thompson, Mark (1988-92)
Thorton, Al (1972-73)
Thurmon (1947-48)
Toomer, Anthony (1995-96)
Towns, Daniel (2002-04)
Travers, David (2012-13)
Tucker, Randy (1979-82)
Turmon, George (1978-80)
Turner, (1951-52)
Turner, Rodney (1986-87, '88-89)
Tyson, Don (1974-76)

U

Ujlaki, Mike (1969-70)

V

Vincent, James (2009-2013)

W


Walton, Juan (1989-90)
Washington, Curtis (2012-present)
Washington, Phil (1971-73)
Watson, Stan (1979-80)
Webb, Bill (1960-61)
Webb, Mike (1959-60)
Webb, Warren (1980-82)
Webster, Steve (1972-74)
Whaley, Charles (1956-57)
Whatley, Dominique (2005-06)
White, Devonta (2010-present)
Wilder, Sam (1989-93)
Wilkins, Raymond (1996-97)
Williams, Jim (1955-56)
Williams, Nate (2001-04)
Williams, Travis (1992-96)
Willis, (1947-48)
Wilson, Joe (1965-67)
Wilson, W. T. (1954-55)
Witter, Dave (1965-67)
Wolfe, Bo (1965-68)
Woodall, (1960-64)
Woodruff, Ron (1968-70)
Woods, Bobby (1974-75, '76-77)
Wright, Tildon (1993-97)
Wootson, D. J. (2000-01)
Wright, Tony (1983-94, '85-86)
Wright, Tyrice (1991-92)
Wynn, Marty (1964-65)

Y

Young, Eddie (1974-76)

Z

Zak, Mike (1997-98)
Zehner, Curtis (1977-78)



ANDRE TOOKS
1980 - 2001

Andre Took, a native of Shawnee Mission, Kansas, joined the Georgia State program in 2001 after two seasons at Fort Scott Community College. Tragically, he died in an automobile accident on Oct. 31, 2001, before he ever suited up for the Panthers.



TIKOYO BARNETT
1982 - 2005

Tikoyno Barnett lettered for the Panthers in 2004-05. He joined the program as a junior college All-American at Alabama Southern. He died tragically on March 26, 2005, in an automobile accident near his hometown of Monroeville, Ala.

TOURNAMENT HISTORY



2001 NCAA

GEORGIA STATE knocked off Wisconsin before falling to Final Four-bound Maryland in the 2001 NCAA Tournament.

2001 NCAA TOURNAMENT

GEORGIA STATE 50, WISCONSIN 49

2001 NCAA West First Round • Boise, Idaho • March 15, 2001

Shernard Long's basket with 12 seconds left lifted underdog Georgia State to a 50-49 victory over No. 6 seed Wisconsin in the first round of the NCAA West Regional, giving the Panthers their eighth straight victory and the first NCAA Tournament win in school history.

Georgia State, seeded 11th, fell behind by as many as 16 points in the first half and still trailed by five, 49-44, with a minute to play. Darryl Cooper hit a 3-pointer with 48 seconds left and was fouled, and the sophomore made the free throw to complete the four-point play and bring the Panthers within one. Cooper then made a steal on the defensive end to set up Long's winning shot. Wisconsin had a chance to tie or the lead as the Badgers got the ball down low to 6-9 center Mark Vershaw, who was fouled and went to the line for two free throws. But Vershaw missed both and Long grabbed the rebound. The Panthers had to survive a desperation shot by Wisconsin after Long missed the front end of a one-and-one with one second left.

Senior guard Kevin Morris led the Panthers with 18 points, including a 3-pointer just before the first-half buzzer. Long, the Panthers' leading scorer, was held scoreless in the first half before scoring 13 in the second, while Cooper added 11 points. Bam Campbell grabbed 11 boards as the Panthers outrebounded Wisconsin, 33-32.

MARYLAND 79, GEORGIA STATE 60

2001 NCAA West Second Round • Boise, Idaho • March 17, 2001

Georgia State's most successful season ever ended with a 79-60 defeat by third-seeded and 11th-ranked Maryland, which would go on to reach the Final Four. Lefty Driesell's Panthers were even with his former school into the second half, tying the game at 47-47 with 14 minutes to play before Maryland pulled ahead for good.

With Georgia State trailing 41-37 at the intermission, Driesell unveiled a diamond-and-one defense to start the second half. A steal and layup by Lydell Gunsby tied the game at 41-41 with 18:14 left. Two free throws by Donnie Davis gave State a 43-42 lead at the 17:44 mark. Davis then stepped to line at 14:29 and tied the game for the seventh time at 47-47, but missed his second attempt that would have put the Panthers ahead. Back-to-back steals by All-American Juan Dixon put the Terps ahead to stay, and Maryland was able to open a double-digit lead by the 10-minute mark. The final 19-point final was Maryland's largest advantage as the Panthers were scoreless for the last four minutes.

Shernard Long led Georgia State with 20 points, but he was the only Panther in double figures. The rebounding was even with both teams grabbing 42, but the much taller Terrapins managed to score 50 points in the paint.

1991 NCAA TOURNAMENT

ARKANSAS 117, GEORGIA STATE 76

1991 NCAA Southeast First Round • Atlanta, Ga. • March 15, 1991

Georgia State's first trip to the NCAA Tournament was a giant step for the Panthers' basketball program but just a short trip across town. The 16th-seeded Panthers, upset winners of the TAAC Tournament, were placed in the Southeast Regional, earning a date with No. 1 seed and third-ranked Arkansas at The Omni in Atlanta, just moments from Georgia State's downtown campus.

The talented Razorbacks defeated Georgia State, 117-76. However, the Panthers played a strong first half, leading by as many as nine points and trailing by only two late in the half. Eventually, Arkansas' depth and vaunted fullcourt press wore down the underdogs.

Chris Collier led the Panthers with 22 points and 13 rebounds, while Zavian Smith added 14 points, nine rebounds and six blocked shots.



1991 NCAA

COACH BOB REINHART
(with Nolan Richardson)
and the Panthers faced
Arkansas in the 1991
NCAA Tournament.



2002 NATIONAL INVITATION TOURNAMENT

TENNESSEE TECH 64, GEORGIA STATE 62

Eblen Center • Cookeville, Tenn. • March 13, 2002

Georgia State earned an invitation to the National Invitation Tournament for the first time in school history, but the Panthers fell at Tennessee Tech 64-62 on Cameron Crisp's basket with 4.8 seconds left.

The Panthers won the TAAC regular season for the second straight year but dropped a heart-breaking 76-75 decision to Florida Atlantic in the tournament final. Tennessee Tech, regular-season champion of the Ohio Valley Conference, also lost its conference title game by one point but entered the NIT with a 28-game homecourt winning streak.

Georgia State trailed by five with under four minutes before Lamont McIntosh's jumper tied the game at 60-60 with 1:19 to play. Tech regained the lead on a layup by Damien Kinloch with 1:09 left. State answered as Bam Campbell got an offensive rebound and scored to knot the score again with just 34 seconds on the clock. He was fouled on the play but his free throw rimmed out. Tech got the rebound and played for the final shot, which Crisp hit on a pull-jumper that banked in.

Nate Williams led Georgia State with 17 points and seven rebounds, and Campbell had a double-double with 15 points and 12 rebounds, but leading scorer Thomas Terrell was held to seven points.



TOURNAMENT HISTORY



*On the 10-year anniversary of facing the Golden Eagles in the NIT, **GEORGIA STATE** knocked off Tennessee Tech in Atlanta.*

2012 COLLEGEINSIDER.COM POSTSEASON TOURNAMENT

GEORGIA STATE 74, TENNESSEE TECH 43

2012 CIT First Round • Atlanta, Ga. • March 13, 2012

Making its first postseason appearance since 2002, Georgia State opened play in the CollegeInsider.com Postseason Tournament in impressive fashion, defeating Tennessee Tech 74-43. It was the first postseason game played in the GSU Sports Arena and came on the 10-year anniversary of facing the Golden Eagles in the NIT.

Devonta White, the sophomore from Alpharetta, Ga., led the Panthers with a career-high 24 points and connected on 9-of-13 attempts from the field. Senior James Fields added 17 points on 7-for-10 shooting, plus seven rebounds and five steals.

Georgia State dominated at both ends, shooting 52.7 percent from the field, including 9-for-15 from beyond the arc, while holding the Golden Eagles to just 28.3 percent. Tennessee Tech (19-14) managed just two 3-pointers on 22 attempts.

Redshirt-senior Jihad Ali, playing in his school-record 125th game, added seven points and eight rebounds. Senior Eric Buckner finished with five points and five rebounds, while adding to his school-record blocked shot total. Buckner recorded three blocks to give him 112 on the season, among the top five in the NCAA.

Tennessee Tech's Kevin Murphy entered the game as the 10th leading scorer in Division I at 21.1 points per game, but the Panthers limited the Atlanta native to seven points.

The Panthers shot 55.6 percent from the field in the first half with five treys while holding Tennessee Tech to just 8-for-26 (31 percent), including 1-for-13 from beyond the arc.

MERCER 64, GEORGIA STATE 59

2012 CIT Second Round • Macon, Ga. • March 17, 2012

Georgia State rallied from a 14-point deficit in the second half before falling at Mercer 64-59 in the second round of the CollegeInsider.com Postseason Tournament.

Georgia State, which earned its first postseason berth since 2002, ends its season with a record of 22-12, the second most wins in school history.

After trailing 45-31 with 9:37 left, Georgia State rallied to tie the game at 49-49 on James Fields' 3-pointer with 4:53 to play. The game was tied at 51 when Mercer's Justin Cecil completed a three-point play to give the Bears a three-point lead with 2:53 left. After two free throws by GSU's Devonta White, Cecil, who finished with a game-high 19 points,



then nailed a 3-pointer to put Mercer ahead 57-53 with 2:19 to go.

Mercer pushed its lead to 61-56 on two free throws by Jakob Gallon with 43 seconds left, but Jihad Ali answered for Georgia State with a 3-pointer, pulling the Panthers within 61-59 with 37 seconds left.

After Langston Hall made one of two free throws for the Bears, Georgia State had a shot to tie the game, but Ali, White and Brandon McGee all missed potential game-tying 3-pointers.

The Panthers endured one of their worst offensive performances of the season, shooting just 32.8 percent from the field, including a frigid 21.4 percent in the first half. Meanwhile, Mercer nailed six first-half 3-pointers to build a 28-18 lead at the intermission and then held off Georgia State in the second half.

White led the Panthers with 18 points. Senior James Fields added 14 points, while another senior playing his final game, Jihad Ali, contributed 13 points and 10 rebounds.

Ali finished his career with a school record 126 games played, while Fields will go down in the history books second with 124.

Eric Buckner added nine points, eight rebounds and six blocked shots. The 6-10 forward finishes his impressive two-year career with 167 blocks, most in school history. He set a school record with 117 blocked shots this season, which also ranks as the fifth most in a season in CAA history.

Justin Cecil led Mercer with 19 points, while Langston Hall chipped in with 12 and Jakob Gollon added 10.



***GEORGIA STATE** rallied from a 14-point deficit to tie its CIT second-round game with Mercer before falling at the end to the eventual tournament champions.*

TOURNAMENT HISTORY

2001 TAAC CHAMPIONS

Top-seeded Georgia State used home-court advantage and strong defense to sweep through the TAAC Tournament, winning the second conference title in school history and earning an automatic bid to the NCAA Tournament. The Panthers held their three opponents to an average of just 56 points while outscoring them by more than 24 points a game to extend their home-winning streak to 19 games. MVP Thomas Terrell averaged 15.3 points and 8.7 rebounds in the three games, while Shernard Long and Kevin Morris also earned all-tournament honors.

GEORGIA STATE 96, FLORIDA ATLANTIC 57

TAAC Quarterfinals • Georgia State Sports Arena • March 1, 2001

Top-seeded Georgia State had no trouble defending its homecourt, romping past Florida Atlantic 96-57 in the quarterfinals of the TAAC Tournament before 2,318 at the Georgia State Sports Arena.

The Panthers' defense set a TAAC Tournament record by limiting the Owls to just 29 percent shooting from the field while forcing 21 turnovers, grabbing 14 steals and blocking four shots.

Four players scored in double figures, led by Shernard Long with 18. Thomas Terrell had 15 points and nine rebounds, while Darryl Cooper scored 12 points and Donnie Davis added 11. State broke the game open with a 16-0 scoring run in the first half.

GEORGIA STATE 66, SAMFORD 56

TAAC Semifinals • Georgia State Sports Arena • March 2, 2001

Darryl Cooper scored 19 points as top-seeded Georgia State advanced to the TAAC Championship game with a 66-56 victory over Samford.

Samford's slowdown style kept the score close for much of the game, and the Bulldogs took a 53-51 lead on a dunk by Marc Salyers with 4:51 to play. From there, the Panthers outscored Samford 15-3.

Cooper led a quartet of double-figure scorers for the Panthers. Shernard Long and Thomas Terrell scored 14 points each and Kevin Morris added 12. State collected 13 steals and forced 21 turnovers.

Salyers led Samford with 25 points as the Bulldogs shots 59 percent for the game but took just 34 shots.

GEORGIA STATE 79, TROY 55

TAAC Championship • Georgia State Sports Arena • March 3, 2001

Before a tournament record crowd of over 4,000, top-seeded Georgia State earned an automatic bid to the NCAA Tournament for the second time in school history with a convincing 79-55 victory over No. 2 seed Troy in the TAAC Championship game, played on the Panthers' home court at the Georgia State Sports Arena.

Senior guard Kevin Morris led the Panthers with 18 points and seven assists, while tournament MVP Thomas Terrell had 17 points and 10 rebounds. Terrell hit five 3-pointers as Georgia State set a then-school-record with 16 treys in the game while controlling the boards with a 44-28 rebounding advantage. Morris and Shernard Long (12 points, 14 rebounds) joined Terrell on the all-tournament team.

Troy, which reached the title game after winning eight in a row and 13 of its last 15, jumped to an 11-5 lead in the first five minutes, but Georgia State responded with a 14-2 burst and never trailed again. Lemayn Wilson led the Trojans with 15 points and nine rebounds.

Georgia State's win was its seventh straight and its 19th in a row at the Sports Arena.



1991 TAAC CHAMPIONS

Cinderella earned a trip to the Big Dance as fifth-seeded Georgia State swept through the TAAC Tournament, knocking off host Stetson, top-seeded Texas San Antonio and two-time defending champion Arkansas-Little Rock. The one-two punch of Chris Collier and Phillip Luckydo combined for 129 points in the three games as coach Bob Reinhart's Panthers earned the first postseason berth in school history. Collier averaged 20.7 points and 9.7 rebounds to earn MVP honors, and Luckydo averaged 22.3 points.



GEORGIA STATE 70, STETSON 64

TAAC Quarterfinals • Edmunds Center, DeLand, Fla. • March 5, 1991

Not only did Georgia State win its first TAAC Tournament game ever, but it did so by knocking off host Stetson on its home floor, earning a 70-64 victory behind 26 points from Phillip Luckydo.

Chris Collier had 18 points and seven rebounds, and Zavian Smith added 13 points for the fifth-seeded Panthers, who had lost their previous TAAC Tournament games by an average of 28 points.

Trailing 45-42 with 13:30 remaining, Georgia State scored six straight points to take the lead for good. Stetson scored to make the score 48-47, but from there, the Panthers' defense took over, holding Stetson to no field goals and just one free throw over the next nine minutes. By the time the Hatters managed a bucket with 2:35 on the clock, Georgia State had built a 63-50 lead.

Stetson dominated the boards 46-29 but State spread the floor and got 42 points in the paint despite the Hatters' size advantage.

GEORGIA STATE 94, TEXAS-SAN ANTONIO 84

TAAC Semifinals • Edmunds Center, DeLand, Fla. • March 6, 1991

Chris Collier scored 25 points and pulled down 13 rebounds as Georgia State scored its second straight upset, knocking off top-seeded Texas-San Antonio 94-84 to advance to the TAAC championship game.

Phillip Luckydo contributed 20 points and seven rebounds, and Zavian Smith added 11 points and 11 rebounds for the Panthers.

Georgia State took its first lead less than one minute into the game and never looked back, leading 38-27 at the intermission and building a 19-point advantage in the second half. UTSA tried to mount a comeback in the second half, but the Panthers sealed the win by hitting 12 of 16 free throws in the final five minutes.

The Panthers shot 61 percent (33-54) from the field, including 85 percent in the second half, and outrebounded UTSA 44-32.

GEORGIA STATE 80, ARKANSAS-LITTLE ROCK 60

TAAC Championship • Edmunds Center, DeLand, Fla. • March 7, 1991

Chris Collier and Phillip Luckydo combined for 40 points as Georgia State completed an improbable run to the NCAA Tournament with an 80-60 victory over Arkansas-Little Rock in the TAAC title game, earning the Panthers' first postseason berth.

Georgia State, seeded fifth, handed the sixth-seeded but two-time defending champions their first TAAC Tournament loss in nine games and snapped a 19-game losing streak against UALR. Luckydo, a native of Little Rock, Ark., finished with a game-high 21 points while helping hold James Scott, UALR's leading scorer, to 12 points. Collier added 19 points and nine rebounds to earn MVP honors.



TOURNAMENT HISTORY

2012-13 CAA

Not eligible for tournament due to then-impending move to Sun Belt Conference

2011-12 CAA (No. 6)

Richmond, Va. (Richmond Coliseum)

| Date | Opponent (Seed) | Result | Points | Rebounds | Assists |
|---------|----------------------|----------|------------|------------|------------|
| March 2 | Hofstra (No. 11) | W, 85-50 | Buckner 21 | Buckner 11 | Micheaux 7 |
| March 3 | George Mason (No. 3) | L, 59-61 | Fields 15 | Buckner 7 | White 4 |

2010-11 CAA (No. 9)

Richmond, Va. (Richmond Coliseum)

| | | | | | |
|---------|------------------------|----------|-------------|-----------|--------------------|
| March 4 | UNC Wilmington (No. 8) | W, 58-52 | Micheaux 14 | Ali 11 | Johnson 7 |
| March 5 | George Mason (No. 1) | L, 45-68 | Buckner 10 | Buckner 7 | Fields, Micheaux 4 |

2009-10 CAA (No. 10)

Richmond, Va. (Richmond Coliseum)

| | | | | | |
|---------|-----------------|----------|-------------|---------|---------|
| March 5 | Hofstra (No. 7) | L, 67-68 | Krubally 19 | Dukes 6 | Dukes 6 |
|---------|-----------------|----------|-------------|---------|---------|

2008-09 CAA (No. 8)

Richmond, Va. (Richmond Coliseum)

| | | | | | |
|---------|------------------|----------|----------|--------------|---------|
| March 6 | Delaware (No. 9) | W, 54-41 | Dukes 15 | Dukes 12 | Dukes 5 |
| March 7 | VCU (No. 1) | L, 52-61 | Dukes 24 | 3 Players, 6 | Dukes 2 |

2007-08 CAA (No. 12)

Richmond, Va. (Richmond Coliseum)

| | | | | | |
|---------|------------------------|----------|-----------|----------|---------|
| March 7 | William & Mary (No. 5) | L, 57-58 | Mendez 14 | Mendez 7 | Jones 3 |
|---------|------------------------|----------|-----------|----------|---------|

2006-07 CAA (No. 9)

Richmond, Va. (Richmond Coliseum)

| | | | | | |
|---------|------------------------|----------|-----------|--------------|----------|
| March 2 | William & Mary (No. 8) | W, 70-68 | Mendez 17 | Mendez 7 | Mendez 4 |
| March 3 | VCU (No. 1) | L, 60-73 | Mendez 22 | Dickerson 10 | Larris 6 |

2005-06 CAA (No. 10)

Richmond, Va. (Richmond Coliseum)

| | | | | | |
|---------|----------------------|-------------|-----------|-------------|----------|
| March 3 | Towson (No. 7) | W, 72-64 | Favors 20 | Dickerson 7 | Favors 7 |
| March 4 | George Mason (No. 2) | L, 56-61 OT | Favors 11 | Dickerson 7 | Favors 5 |

2004-05 A-SUN (No. 5)

Nashville, Tenn. (Curb Event Center)

| | | | | | |
|---------|-----------------|----------|-------------------|----------|------------|
| March 3 | Belmont (No. 4) | L, 61-67 | Morgan, Favors 12 | Thomas 9 | Copeland 5 |
|---------|-----------------|----------|-------------------|----------|------------|

2003-04 A-SUN (No. 4)

Nashville, Tenn. (Curb Event Center)

| | | | | | |
|---------|-----------------|----------|-------------|-------------|----------|
| March 4 | Stetson (No. 5) | W, 55-47 | Favors 13 | Galloway 7 | Favors 5 |
| March 5 | Troy (No. 1) | L, 62-63 | Williams 19 | Williams 12 | Favors 5 |

2002-03 A-SUN (No. 7)

Atlanta, Ga. (Georgia State Sports Arena)

| | | | | | |
|---------|--------------------|----------|-------------|------------|-------------|
| March 6 | Belmont (No. 2) | W, 76-58 | Williams 18 | Galloway 9 | Four with 3 |
| March 7 | Troy State (No. 1) | L, 61-71 | Williams 17 | Davis 12 | Favors 8 |

2001-02 A-SUN (No. 1)

Orlando, Fla. (UCF Arena)

| | | | | | |
|---------|-----------------|----------|------------|------------|---------|
| Feb. 28 | Belmont (No. 8) | W, 82-79 | Terrell 28 | Williams 8 | Davis 5 |
| March 1 | UCF (No. 5) | W, 82-64 | Terrell 30 | Terrell 14 | Davis 5 |
| March 2 | FAU (No. 3) | L, 75-76 | Terrell 22 | Davis 9 | Davis 4 |

2000-01 TAAC (No. 1)

Atlanta, Ga. (Georgia State Sports Arena)

| | | | | | |
|---------|-----------------|----------|-----------|-----------|---------------|
| March 1 | FAU (No. 8) | W, 96-57 | Long 18 | Terrell 9 | McIntosh 4 |
| March 2 | Stetson (No. 4) | W, 68-65 | Cooper 19 | Terrell 7 | Long 5 |
| March 3 | Troy (No. 2) | W, 79-55 | Morris 18 | Long 14 | Cooper/Long 5 |

1999-00 TAAC (No. 2)

Jacksonville, Fla. (Memorial Coliseum)

| | | | | | |
|---------|-----------------|----------|----------------|---------|-----------|
| March 2 | FAU (No. 7) | W, 77-54 | Long, Reese 20 | Hill 10 | Wootson 6 |
| March 3 | Samford (No. 3) | L, 80-83 | Reese 23 | Long 9 | Morris 8 |

1998-99 TAAC (No. 3)

Jacksonville, Fla. (Memorial Coliseum)

| | | | | | |
|---------|----------------------|----------|----------|----------|----------|
| Feb. 25 | Jacksonville (No. 6) | W, 78-58 | Gause 20 | Gause 7 | Morris 6 |
| Feb. 26 | UCF (No. 2) | L, 60-67 | Reese 14 | Gause 11 | Morris 5 |


1997-98 TAAC (No. 3)

Charleston, S.C. (Kresse Arena)

| | | | | | |
|---------|-----------------|----------|-------------|---------|------------|
| Feb. 26 | Stetson (No. 6) | W, 80-59 | Pinkett 21 | Gause 6 | Hamilton 5 |
| Feb. 27 | FIU (No. 2) | L, 80-82 | Hamilton 20 | Gause 8 | Hamilton 7 |

CONFERENCE CHAMPIONSHIPS

| | |
|---------|------------------------------------|
| 1990-91 | TAAC Tournament |
| 1999-00 | TAAC Regular Season (Co-Champions) |
| 2000-01 | TAAC Regular Season |
| 2000-01 | TAAC Tournament |
| 2001-02 | A-Sun Regular Season |



MOST VALUABLE: The MVPs of Georgia State's conference titles were Chris Collier (top) in 1991 and Shernard Long in 2001

TOURNAMENT HISTORY

1996-97 TAAC (No. 3W) Charleston, S.C. (Kresse Arena)

Feb. 27 FIU (No. 2E) L, 57-70 Hamilton 21 Wright 11 Hamilton 4

1995-96

Did Not Qualify

1994-95 TAAC (No. 7) Orlando, Fla. (UCF Arena)

March 2 Samford (No. 2) W, 71-57 T. Williams 22 Brandon 10 T. Williams 5
March 3 Mercer (No. 3) L, 71-81 Brandon 17 Evans 9 Hamilton 4

1993-94 TAAC (No. 3 seed) Orlando, Fla (UCF Arena)

March 3 Samford (No. 6) L, 57-78 Stribling 21 Stribling 9 Three w/2

1992-93

No Tournament Held

1991-92 TAAC (No. 2 seed) Atlanta, Ga./Statesboro, Ga.

March 6 Centenary (No. 7) W, 84-69 Luckydo 18 Coley 7 Smiley 7
March 7 Mercer (No. 6) W, 75-68 Smiley 11 Gauff 6 Gauff 5
March 8 Ga. Southern (1) L, 82-95 Z. Smith 18 Gauff/Coley 7 Brooks 3

1990-91 TAAC (No. 5 seed) DeLand, Fla. (Edmunds Center)

March 5 Stetson (No. 4) W, 70-64 Luckydo 26 Collier 7 Wilder 5
March 6 UTSA (No. 1) W, 94-84 Collier 25 Collier 13 Wilder 4
March 7 UALR (No. 6) W, 80-60 Luckydo 21 Collier 9 Gauff 4

1989-90 TAAC (No. 8 seed) Little Rock, Ark. (UALR, Barton Arena)

March 6 Centenary (No.1) L, 91-102 O'Brien 29 Collier 9 Gauff 6

1988-89 TAAC (No. 6 seed) Little Rock, Ark. (UALR, Barton Arena)

March 7 Stetson (No. 6) L, 63-106 Copeland 18 Tucker 8 Hunt 3

1987-88 TAAC (No. 8 seed) Daytona Beach, Fla. (Ocean Center)

March 10 Ga. Southern (No. 1) L, 55-71 W. Brown 15 Davis 11 Hunt 5

1986-87 TAAC (No. 7) Little Rock, Ark. (UALR, Barton Arena)

March 5 HBU (No. 2) L, 64-78 Howard 19 Jackson 12 Jackson 3

1985-86 TAAC (No. 8) Little Rock, Ark. (UALR Fieldhouse)

March 1 UALR (No. 1) L, 82-115 Andrews 26 Wright 9 Firnbach 3

1984-85 TAAC (No. 8) Statesboro, Ga. (Georgia Southern)

March 2 Ga. Southern (No. 1) L, 61-109 Jackson 14 Jackson 6 Morris 3

1980-81 Sun Belt (No. 7) Charlotte, N.C. (Charlotte Coliseum)

South Alabama (No. 2) L, 41-79

1979-80 Sun Belt (No. 6) Charlotte, N.C. (Charlotte Coliseum)

Jacksonville (No. 3) L, 59-70

1978-79 Sun Belt (No. 6) Charlotte, N.C. (Charlotte Coliseum)

Charlotte (No. 3) L, 57-71

1978-79 Sun Belt (No. 6) Charlotte, N.C. (Charlotte Coliseum)

Jacksonville (No. 3) L, 77-82

1976-77 Sun Belt (No. 6) Charlotte, N.C. (Charlotte Coliseum)

South Alabama (No. 3) W, 82-81 (OT) First Round at Campus Site
New Orleans (No. 2) L, 66-86
Jacksonville (No. 4) L, 72-102 Third-Place Game

NOTE: TAAC renamed Atlantic Sun Conference for the 2001-02 season.

BY THE NUMBERS

Number of Conference Tournaments: 31

Conference Tournament Record: 22-29

Sun Belt Tournament Record: 1-6

Tournament Record by Conference:

Sun Belt: 1-6 (1977-81, 5 tournaments)

TAAC/A-Sun: 16-17 (1985-05, 19 tournaments)

CAA: 5-7 (2006-12, 7 tournaments)

Tournament Championships: 2

1990-91 TAAC (No. 5 seed)

2000-01 TAAC (No. 1 seed)

Championship Games: 4

2002, 2001, 1992, 1991

Records vs. Sun Belt Schools (All-Time):

Charlotte 0-1

Jacksonville 0-3

New Orleans 0-1

South Alabama 1-1

Record by Seed:

No. 1 (2) 5-1 2001, 2002

No. 2 (2) 3-2 1992, 2000

No. 3 (4) 2-4 1994, 1997, 1998, 1999

No. 4 (1) 1-1 2004

No. 5 (2) 3-1 1991, 2005

No. 6 (6) * 2-7 1977-80, 1989, 2012

No. 7 (4) 2-4 1981, 1987, 1995, 2003

No. 8 (5) 1-5 1985, 1986, 1988, 1990, 2009

No. 9 (2) 2-2 2007, 2011

No. 10 (2) 1-2 2006, 2010

No. 12 (1) 0-1 2008

* includes third-place game in 1977

Wins Over Higher Seed: 6

1991 (First) No. 5 GSU d. No. 4 Stetson, 70-64

1991 (Semis) No. 5 GSU d. No. 1 UTSA, 94-84

1995 (First) No. 7 GSU d. No. 2 Samford, 71-57

2003 (First) No. 7 GSU d. No. 2 Belmont, 76-58

2006 (First) No. 10 GSU d. No. No. 7 Towson, 72-64

2007 (First) No. 8 GSU d. No. 9 William & Mary, 70-68

Losses to Lower Seed: 3

2002 (Finals) No. 3 FAU d. No. 1 GSU, 76-75

2000 (Semis) No. 3 Samford d. No. 2 GSU, 83-80

1994 (First) No. 6 Samford d. No. 3 GSU, 78-57

Wins Over Host Team in Host City: 3

2002 (Semis) No. 1 GSU d. No. 5 UCF, 82-64

1999 (First) No. 3 GSU d. No. 6 Jacksonville, 78-58

1991 (First) No. 5 GSU d. No. 4 Stetson, 70-64



TOURNAMENT RECORDS

Most Points Scored

- 96 vs. Florida Atlantic, 2001
- 94 vs. UTSA, 1991
- 91 vs. Centenary, 1990
- 85 vs. Hofstra, 2012
- 84 vs. Centenary, 1992
- 82 Four Times

Fewest Points Scored

- 41 vs. S. Alabama, 1981 (41-79)
- 45 vs. George Mason, 2011 (45-68)
- 52 vs. VCU, 2009 (52-61)
- 54 vs. Delaware, 2009 (54-41)
- 55 vs. Ga. Southern, 1988 (55-71)
- 55 vs. Stetson, 2004 (55-47)

Fewest Points Allowed

- 41 vs. Delaware, 2009 (54-41)
- 47 vs. Stetson, 2004 (55-47)
- 50 vs. Hofstra, 2012 (85-50)
- 52 vs. UNCW, 2011 (58-52)
- 54 vs. Fla. Atlantic, 2000 (77-54)
- 55 vs. Troy, 2001 (79-55)

Margin of Victory

- 39 vs. Fla. Atlantic, 2001 (96-57)
- 35 vs. Hofstra, 2012 (85-50)
- 24 vs. Troy, 2001 (79-55)
- 23 vs. Fla. Atlantic, 2000 (77-54)
- 21 vs. Stetson, 1998 (80-59)
- 20 vs. Jacksonville, 1999 (78-58)
- 20 vs. UALR, 1991 (80-60)

Margin of Defeat

- 43 vs. Stetson, 1989 (106-63)
- 38 vs. S. Alabama, 1981 (79-41)
- 33 vs. UALR, 1986 (115-82)
- 30 vs. Jacksonville, 1977 (102-72)
- 23 vs. George Mason, 2011 (45-68)

Field Goals Attempted

- 74 vs. UALR, 1986
- 73 vs. Stetson, 1989
- 72 vs. Mercer, 1995
- 71 vs. Troy, 2001
- 71 vs. Samford, 1994

Field Goals Made

- 35 vs. Florida Atlantic, 2001
- 34 vs. Centenary, 1990
- 33 vs. UTSA, 1991
- 31 Four Times

Field-Goal Percentage

- .622 vs. Belmont, 2003 (28-45)
- .622 vs. Samford, 2000 (28-45)
- .600 vs. UTSA, 1991 (33-55)
- .596 vs. Hofstra, 2012 (31-52)
- .534 vs. Stetson, 1998 (31-58)
- .530 vs. Fla. Atlantic, 2001 (35-66)
- .520 vs. Wm. & Mary, 2007 (26-50)



CELEBRATE: The Panthers rush the court to celebrate Leonard Mendez's buzzer-beating 3-pointer that gave Georgia State a 70-68 win over William & Mary in the 2007 CAA Tournament.

3-Point FG Attempted

- 40 vs. Troy, 2001 (16-40)
- 30 vs. Troy, 2003 (8-30)
- 28 vs. UCF, 1999 (6-28)
- 21 vs. UCF, 2002 (9-21)
- 21 vs. Fla. Atlantic, 2000 (7-21)

3-Point FG Made

- 16 vs. Troy, 2001 (16-40)
- 11 vs. Wm. & Mary, 2007 (11-19)
- 10 vs. FAU, 2001 (10-20)
- 9 vs. UCF, 2002 (9-21)
- 8 vs. Troy State, 2003 (8-30)

3-Point Percentage

- .579 vs. Wm. & Mary, 2007 (11-19)
- .545 vs. Belmont, 2003 (6-11)
- .500 vs. FAU, 2001 (10-20)
- .500 vs. Belmont, 2002 (6-12)
- .500 vs. Samford, 2001 (5-10)

Free Throws Attempted

- 42 vs. Mercer, 1992 (27-42)
- 33 vs. UALR, 1991 (20-33)
- 31 vs. Samford, 1995 (21-31)
- 30 Four Times

Free Throws Made

- 27 vs. Mercer, 1992 (27-42)
- 25 vs. UTSA, 1991 (25-36)
- 22 vs. UCF, 1999 (22-30)
- 22 vs. UALR, 1986 (22-30)

Free Throw Percentage

- 1.000 vs. Fla. Atlantic, 2000 (10-10)
- .909 vs. Stetson, 2004 (10-11)
- .867 vs. Belmont, 2005 (13-15)
- .842 vs. Hofstra, 2010 (16-19)

Rebounds

- 47 vs. Troy, 2004
- 47 vs. UCF, 2002
- 45 vs. Houston Baptist, 1987
- 45 vs. UTSA, 1991
- 45 vs. Samford, 1994
- 45 vs. Delaware, 2009

Offensive Rebounds

- 23 vs. Samford, 1994
- 20 vs. Stetson, 1989
- 20 vs. UCF, 1999
- 20 vs. Troy, 2001

Defensive Rebounds

- 33 vs. Delaware, 2009
- 33 vs. UTSA, 1991
- 33 vs. Troy, 2004
- 32 vs. Houston Baptist, 1987
- 30 vs. Florida Atlantic, 2001

Steals

- 14 vs. Florida Atlantic, 2001
- 14 vs. Jacksonville, 1999
- 13 vs. Samford, 1994
- 13 vs. Samford, 2001

Most Turnovers

- 27 vs. Troy, 2004
- 24 vs. Georgia Southern, 1992
- 23 vs. Florida International, 1997
- 21 vs. George Mason, 2011

Assists

- 20 vs. Centenary, 1990
- 19 vs. Florida Atlantic, 2001
- 18 vs. UNC Wilmington, 2011
- 18 vs. Troy, 2001
- 17 vs. UCF, 2002
- 17 vs. Florida Atlantic, 2000

Blocked Shots

- 11 vs. Belmont, 2003
- 8 vs. UNC Wilmington, 2011
- 6 vs. Towson, 2006
- 6 vs. George Mason, 2006
- 6 vs. Troy, 2001

Most Fouls

- 30 vs. George Mason, 2006
- 30 vs. Centenary, 1990
- 30 vs. Samford, 1994
- 30 vs. UALR, 1986
- 28 vs. Mercer, 1995

Fewest Fouls

- 12 vs. Troy, 2001
- 13 vs. Stetson, 1991
- 14 vs. UALR, 1991
- 14 vs. Florida Atlantic, 2000
- 14 vs. UCF, 2002



TOURNAMENT RECORDS

Points

- 30 Thomas Terrell vs. UCF, 2002
- 29 Matt O'Brien vs. Centenary, 1990
- 28 Thomas Terrell vs. Belmont, 2002
- 26 James Andrews vs. UALR, 1986
- 26 Phillip Luckydo vs. Stetson, 1991
- 25 Chris Collier vs. UTSA, 1991
- 25 Chris Collier vs. Centenary, 1990

Minutes

- 44 Herman Favors vs. George Mason, 2006
- 40 14 Times
- Last: Leonard Mendez, William & Mary, 2007; Ron Larris vs. VCU, 2007

Field Goals Attempted

- 22 Matt O'Brien vs. Centenary, 1990
- 21 James Andrews vs. UALR, 1986
- 18 Thomas Terrell vs. UCF, 2002
- 18 Thomas Terrell vs. Belmont, 2001
- 18 Anton Reese vs. Florida Atlantic, 2000
- 18 Anton Reese vs. UCF, 2000
- 18 Chris Collier vs. UALR, 1991
- 18 Chris Collier vs. Stetson, 1989

Field Goals Made

- 11 Thomas Terrell vs. UCF, 2002
- 11 Chris Collier vs. Centenary, 1990
- 11 Matt O'Brien vs. Centenary, 1990
- 10 James Andrews vs. UALR, 1986
- 10 Thomas Terrell vs. Belmont, 2001
- 10 Anton Reese vs. Samford, 2000

Field Goal Percentage

Minimum 10 attempts

- .800 Phillip Luckydo vs. UTSA, 1991 (8-10)
- .800 Quincy Gause vs. UCF, 1999 (8-10)
- .769 Anton Reese vs. Samford, 2000 (10-13)
- .727 Leroy Davis vs. Belmont, 2003 (8-11)
- .692 Chris Collier vs. Stetson, 1991 (9-13)
- .688 Chris Collier vs. Centenary, 1990 (11-16)

3-Point FG Attempted

- 14 Anton Reese vs. UCF, 1999 (4-14)
- 13 Leroy Davis vs. Troy, 2003 (5-13)
- 11 Leonard Mendez vs. VCU, 2007 (6-11)
- 10 Thomas Terrell vs. Troy, 2001 (5-10)
- 10 Kevin Morris vs. UCF, 1999 (2-10)

3-Point FG Made

- 6 Leonard Mendez vs. VCU, 2007 (6-11)
- 5 Herman Favors vs. Towson, 2006 (5-8)
- 5 Thomas Terrell vs. Troy, 2001 (5-10)
- 5 Leroy Davis vs. Troy, 2003 (5-13)
- 4 Ryan McBride vs. William & Mary, 2007 (4-7)
- 4 Thomas Terrell vs. UCF, 2002 (4-7)
- 4 Anton Reese vs. UCF, 1999 (4-14)
- 4 Shellord Pinkett vs. Stetson, 1998 (4-7)
- 4 Shellord Pinkett vs. Mercer, 1995 (4-8)
- 4 Marcus Brown vs. Troy, 2004 (4-5)

3-Point Percentage

Minimum 6 attempts

- .625 Herman Favors vs. Towson, 2006 (5-8)
- .574 Thomas Terrell vs. UCF, 2002 (4-7)
- .574 Shellord Pinkett vs. Stetson, 1998 (4-7)
- .545 Leonard Mendez vs. VCU, 2007 (6-11)
- .500 Thomas Terrell vs. Troy, 2001 (5-10)
- .500 Shellord Pinkett vs. Mercer, 1995 (4-8)
- .500 Leroy Davis vs. UCF, 2002 (3-6)

Free Throws Attempted

- 16 Phillip Luckydo vs. Stetson, 1991 (14-16)
- 12 Ousman Krubally vs. Hofstra, 2010 (11-12)
- 12 Rodney Hamilton vs. FIU, 1997 (10-12)
- 11 Chris Collier vs. UTSA, 1991 (9-11)
- 11 Nate Williams vs. Troy, 2004 (9-11)
- 10 Eric Buckner vs. George Mason, 2012 (5-10)
- 10 Zavian Smith vs. Georgia Southern, 1992 (6-12)

Free Throws Made

- 14 Phillip Luckydo vs. Stetson, 1991 (14-16)
- 11 Ousman Krubally vs. Hofstra, 2010 (11-12)
- 10 Rodney Hamilton vs. FIU, 1997 (10-12)
- 9 Chris Collier vs. UTSA, 1991 (9-11)
- 9 Nate Williams vs. Troy, 2004 (9-11)
- 7 Five Times, Last: Buckner vs. Hofstra, 2012

Free Throw Percentage

- 1.000 Shernard Long vs. FAU, 2000 (7-7)
- 1.000 Mark Thompson vs. Centenary, 1990 (6-6)
- 1.000 Rodney Hamilton vs. FIU, 1998 (6-6)
- .917 Ousman Krubally vs. Hofstra, 2010 (11-12)
- .875 Eric Buckner vs. Hofstra, 2012 (7-8)
- .875 Lamont McIntosh vs. FAU, 2002 (7-8)
- .875 Shernard Long vs. Samford, 2000 (7-8)
- .875 Joe Dukes vs. Delaware, 2009 (7-8)

Rebounds

- 14 Thomas Terrell vs. UCF, 2002
- 14 Shernard Long vs. Troy, 2001
- 13 Chris Collier vs. UTSA, 1991
- 13 Rashad Chase vs. Delaware, 2009
- 12 Joe Dukes vs. Delaware, 2009
- 12 Nate Williams vs. Troy, 2004
- 12 Leroy Davis vs. Troy, 2003
- 12 Mike Nalls vs. Centenary, 1990
- 12 Elfrem Jackson vs. Houston Baptist, 1987
- 12 Willie Brown vs. Georgia Southern, 1988

Offensive Rebounds

- 7 Quincy Gause vs. UCF, 1999
- 5 Seven Times; Last by Nate Williams, vs. Troy, 2004

Defensive Rebounds

- 11 Shernard Long vs. Troy, 2001
- 11 Chris Collier vs. UTSA, 1991
- 11 Zavian Smith vs. UTSA, 1991
- 11 Rashad Chase vs. Delaware, 2009
- 10 Leroy Davis vs. Troy, 2003
- 10 Joe Dukes vs. Delaware, 2009

Steals

- 5 Kevin Morris vs. Jacksonville, 1999
- 4 Leonard Mendez vs. Wm. & Mary, 2007
- 4 Kevin Morris vs. UCF, 1999
- 4 Kevin Morris vs. Samford, 2001
- 4 Don Smiley vs. Centenary, 1992
- 4 Rodney Hamilton vs. FIU, 1997

Assists

- 8 Herman Favors vs. Troy, 2003
- 7 Josh Micheaux vs. Hofstra, 2012
- 7 Marques Johnson vs. UNC Wilmington, 2011
- 7 Herman Favors vs. Towson, 2006
- 7 Don Smiley vs. Centenary, 1992
- 7 Kevin Morris vs. Troy, 2001
- 7 Rodney Hamilton vs. FIU, 1999

Blocked Shots

- 6 Trello Galloway vs. Belmont, 2003
- 4 Nate Williams vs. Belmont, 2003
- 4 Deven Dickerson vs. George Mason, 2006
- 4 Deven Dickerson vs. Towson, 2006



HERMAN FAVORS had one of Georgia State's top tournament performances with seven assists and five treys in the Panthers' 2006 win over Towson.



YEAR-BY-YEAR RECORDS

| Year | Coach | Overall | | | Conference | | | Conf. |
|---------|---|---------|----|------|------------|----|------|---------------|
| | | W | L | Pct. | W | L | Pct. | |
| 1963-64 | Herbert "Stoney" Burgess | 1 | 21 | .045 | | | | |
| 1964-65 | Richard Wehr | 2 | 19 | .095 | | | | |
| 1965-66 | Richard Wehr | 2 | 18 | .100 | | | | |
| 1966-67 | Richard Wehr | 4 | 20 | .167 | | | | |
| 1967-68 | Clyde H. "Jack" Waters | 2 | 20 | .091 | | | | |
| 1968-69 | Clyde H. "Jack" Waters | 6 | 14 | .300 | | | | |
| 1969-70 | Clyde H. "Jack" Waters | 8 | 14 | .364 | | | | |
| 1970-71 | Frank Davis | 5 | 16 | .238 | | | | |
| 1971-72 | Roger McDowell | 5 | 19 | .208 | | | | |
| 1972-73 | Clyde H. "Jack" Waters | 5 | 20 | .200 | | | | |
| 1973-74 | Clyde H. "Jack" Waters | 1 | 25 | .038 | | | | |
| 1974-75 | Clyde H. "Jack" Waters | 8 | 18 | .308 | | | | |
| 1975-76 | Clyde H. "Jack" Waters | 12 | 11 | .522 | | | | |
| 1976-77 | Clyde H. "Jack" Waters | 10 | 18 | .357 | 2 | 4 | .333 | Sun Belt/T4th |
| 1977-78 | Roger Couch | 5 | 21 | .192 | 2 | 8 | .200 | Sun Belt/T5th |
| 1978-79 | Roger Couch | 7 | 20 | .259 | 0 | 10 | .000 | Sun Belt/6th |
| 1979-80 | Roger Couch | 6 | 21 | .222 | 4 | 10 | .400 | Sun Belt/6th |
| 1980-81 | Roger Couch | 4 | 23 | .148 | 1 | 11 | .083 | Sun Belt |
| 1981-82 | Jim Jarrett | 4 | 23 | .148 | | | | |
| 1982-83 | Jim Jarrett | 9 | 19 | .321 | | | | |
| 1983-84 | Tom Pugliese | 6 | 22 | .214 | | | | |
| 1984-85 | Tom Pugliese (1-2) | 2 | 26 | .071 | 0 | 14 | .000 | TAAC/8th |
| | Mark Slonaker, Interim (1-24) | | | | | | | |
| 1985-86 | Bob Reinhart | 10 | 18 | .357 | 4 | 10 | .286 | TAAC/8th |
| 1986-87 | Bob Reinhart | 11 | 17 | .393 | 7 | 11 | .389 | TAAC/T6th |
| 1987-88 | Bob Reinhart | 9 | 19 | .321 | 6 | 12 | .333 | TAAC/8th |
| 1988-89 | Bob Reinhart | 14 | 14 | .500 | 9 | 9 | .500 | TAAC/T4th |
| 1989-90 | Bob Reinhart | 5 | 23 | .179 | 3 | 13 | .188 | TAAC/8th |
| 1990-91 | Bob Reinhart | 16 | 15 | .516 | 7 | 7 | .500 | TAAC/5th |
| 1991-92 | Bob Reinhart | 16 | 14 | .533 | 8 | 6 | .571 | TAAC/2nd |
| 1992-93 | Bob Reinhart | 13 | 14 | .481 | 5 | 7 | .417 | TAAC/5th |
| 1993-94 | Bob Reinhart | 13 | 14 | .481 | 9 | 7 | .563 | TAAC/T3rd |
| 1994-95 | Carter Wilson | 11 | 17 | .393 | 6 | 10 | .375 | TAAC/8th |
| 1995-96 | Carter Wilson | 10 | 16 | .384 | 6 | 10 | .375 | TAAC/8th |
| 1996-97 | Carter Wilson | 10 | 17 | .370 | 6 | 10 | .375 | TAAC/4thW |
| 1997-98 | Charles "Lefty" Driesell | 16 | 12 | .571 | 11 | 5 | .688 | TAAC/1stW |
| 1998-99 | Charles "Lefty" Driesell | 17 | 13 | .566 | 11 | 5 | .688 | TAAC/3rd |
| 1999-00 | Charles "Lefty" Driesell | 17 | 12 | .586 | 13 | 5 | .722 | TAAC/T1st |
| 2000-01 | Charles "Lefty" Driesell | 29 | 5 | .853 | 16 | 2 | .889 | TAAC/1st |
| 2001-02 | Charles "Lefty" Driesell | 20 | 11 | .645 | 14 | 6 | .700 | A-Sun/T1st |
| 2002-03 | Charles "Lefty" Driesell# (4-6) * | 14 | 15 | .483 | 8 | 8 | .500 | A-Sun/4thN |
| | Michael Perry (10-9) | | | | | | | |
| 2003-04 | Michael Perry | 20 | 9 | .690 | 14 | 6 | .700 | A-Sun/4th |
| 2004-05 | Michael Perry | 14 | 15 | .483 | 11 | 9 | .550 | A-Sun/6th |
| 2005-06 | Michael Perry | 7 | 22 | .241 | 3 | 15 | .167 | CAA/10th |
| 2006-07 | Michael Perry | 11 | 20 | .355 | 5 | 13 | .278 | CAA/9th |
| 2007-08 | Rod Barnes | 9 | 21 | .300 | 5 | 13 | .278 | CAA/T-10th |
| 2008-09 | Rod Barnes | 12 | 20 | .375 | 8 | 10 | .444 | CAA/T-8th |
| 2009-10 | Rod Barnes | 12 | 20 | .375 | 5 | 13 | .278 | CAA/T-9th |
| 2010-11 | Rod Barnes | 12 | 19 | .387 | 6 | 12 | .333 | CAA/T-9th |
| 2011-12 | Ron Hunter | 22 | 12 | .647 | 11 | 7 | .611 | CAA/6th |
| 2012-13 | Ron Hunter | 15 | 16 | .484 | 10 | 8 | .555 | CAA/5th |

Driesell retired Jan. 3, 2003



YEAR-BY-YEAR SCORES



THE EARLY YEARS:
Georgia State first played basketball as a member of the NCAA in 1963-64, coached by Stoney Burgess. The 1964-65 squad of coach Dick Wehr is pictured at left.

1963-64 (1-21)

Coach: Herbert "Stoney" Burgess

| | | |
|-------------------------------|---|--------|
| Jacksonville State | L | 49-89 |
| Florida Presbyterian | L | 60-81 |
| Rollins | L | 57-94 |
| Florida Southern | L | 64-81 |
| Valdosta State | L | 44-59 |
| Birmingham-Southern | L | 66-76 |
| Rollins | L | 59-63 |
| Birmingham-Southern | L | 73-90 |
| West Georgia | L | 54-73 |
| Presbyterian | L | 54-57 |
| LaGrange | L | 56-84 |
| Florida Presbyterian | L | 49-81 |
| College of Charleston | W | 80-60 |
| West Georgia | L | 51-78 |
| Erskine | L | 52-93 |
| Presbyterian | L | 66-102 |
| Mercer | L | 67-100 |
| Jacksonville State | L | 62-116 |
| LaGrange | L | 49-68 |
| Erskine | L | 51-59 |
| Valdosta State | L | 60-87 |
| University of the South | L | 50-61 |

1964-65 (2-19)

Coach: Dick Wehr

| | | |
|-------------------------------------|----|--------|
| 12/1 Wilmington College | hL | 71-98 |
| 12/12 at Valdosta State | aL | 61-81 |
| 12/14 at Florida Southern | aL | 65-96 |
| 12/15 at Rollins | aL | 72-92 |
| 12/17 at Florida Presbyterian | aL | 72-87 |
| 1/2 LaGrange | hL | 50-100 |
| 1/5 at Erskine | aL | 63-91 |
| 1/8 Presbyterian | hL | 61-81 |
| 1/13 West Georgia | hW | 68-62 |
| 1/15 at Presbyterian | aL | 71-108 |
| 1/18 at LaGrange | aL | 62-78 |
| 1/21 Mercer | hL | 66-78 |
| 1/23 Birmingham-Southern | hW | 88-78 |
| 1/29 Rollins | hL | 62-75 |
| 1/30 Erskine | hL | 61-85 |
| 2/4 Tampa | hL | 65-75 |

| | | |
|-----------------------------------|----|--------|
| 2/6 at Mercer | aL | 73-87 |
| 2/10 at Birmingham-Southern | aL | 76-97 |
| 2/13 at West Georgia | aL | 67-82 |
| 2/16 Valdosta State | hL | 76-107 |
| 2/19 at Wilmington College | aL | 67-104 |

Home games played at O'Keefe High Gymnasium

1965-66 (2-18)

Coach: Dick Wehr

| | | |
|----------------------------------|----|--------|
| 12/3 West Georgia | hW | 79-73 |
| 12/4 Oglethorpe | hL | 48-97 |
| 12/11 at Valdosta State | aL | 55-100 |
| 12/13 at Florida Southern | aL | 52-90 |
| 12/14 at Rollins | aL | 82-100 |
| 12/16 at Tampa | aL | 68-107 |
| 1/3 Erskine | hL | 50-89 |
| 1/5 at LaGrange | aL | 55-82 |
| 1/8 at Birmingham-Southern | aL | 67-80 |
| 1/12 Florida Southern | hL | 49-62 |
| 1/18 at Erskine | aL | 40-67 |

| | | |
|--------------------------------|----|--------|
| 1/25 at Mercer | aL | 53-84 |
| 1/27 Birmingham-Southern | hL | 76-86 |
| 1/29 at West Georgia | aL | 75-78 |
| 1/31 Valdosta State | hL | 55-72 |
| 2/3 Rollins | hW | 56-54 |
| 2/10 LaGrange | hL | 51-68 |
| 2/16 Tampa | hL | 71-79 |
| 2/19 Mercer | hL | 65-110 |
| 2/26 at Oglethorpe | aL | 45-66 |

Home games played at O'Keefe High Gymnasium

1966-67 (4-20)

Coach: Dick Wehr

| | | |
|-------------------------------|---|---------|
| Armstrong State | W | 86-76 |
| West Georgia | W | 73-65 |
| Armstrong State | L | 104-105 |
| Valdosta State | L | 56-85 |
| Florida Southern | L | 64-72 |
| Rollins | L | 68-91 |
| Augusta College (1) | L | 65-67 |
| Rollins (1) | L | 49-95 |
| LaGrange | L | 55-65 |
| Florida Southern | L | 72-81 |
| Erskine | L | 77-86 |
| West Georgia | W | 90-88 |
| Mercer | L | 70-97 |
| Rollins | W | 88-78 |
| Birmingham-Southern | L | 85-93 |
| Oglethorpe | L | 56-82 |
| LaGrange | L | 81-91 |
| Valdosta State | L | 51-70 |
| Oglethorpe | L | 53-70 |
| Birmingham-Southern | L | 68-78 |
| Mercer | L | 86-100 |
| University of the South | L | 55-63 |
| UT-Chattanooga | L | 54-58 |
| Erskine | L | 55-96 |

1-Augusta College Invitational, Augusta, Ga.

GEORGIA STATE HEAD COACHES

| Coach | Tenure | Yrs | Record | Pct |
|--------------------------------|----------------------------------|-----|---------|------|
| Herbert "Stoney" Burgess | 1963-64 | 1 | 1-21 | .045 |
| Richard Wehr | 1964-65 — 1966-67 | 3 | 8-57 | .123 |
| Clyde H. "Jack" Waters.. | 1967-68 — 69-70, 1972-73 — 76-77 | 8 | 52-140 | .271 |
| Frank Davis | 1970-71 | 1 | 5-16 | .238 |
| Roger McDowell | 1971-72 | 1 | 5-19 | .208 |
| Roger Couch | 1977-78 — 1980-81 | 4 | 22-85 | .206 |
| Jim Jarrett | 1981-82 — 1982-83 | 2 | 13-42 | .228 |
| Tom Pugliese | 1983-84 — 1984-85 | 1+ | 7-24 | .226 |
| Mark Slonaker (interim) | 1984-85 | 1 | 1-24 | .040 |
| Bob Reinhart | 1985-86 — 1993-94 | 9 | 107-148 | .420 |
| Carter Wilson | 1994-95 — 1996-97 | 3 | 31-50 | .383 |
| Charles "Lefty" Driesell | 1997-98 — 2002-03 | 6 | 103-59 | .636 |
| Michael Perry | 2002-03 — 2006-07 | 4+ | 62-75 | .453 |
| Rod Barnes | 2007-08 — 2010-11 | 4 | 45-80 | .360 |
| Ron Hunter | 2011-12 - present | 2 | 37-28 | .569 |



YEAR-BY-YEAR SCORES

1967-68 (2-20)

Coach: Jack Waters

| | |
|-------------------------------|--------|
| West Georgia.....L | 50-69 |
| Armstrong State.....W | 78-70 |
| University of the South.....L | 67-68 |
| Valdosta State.....L | 64-92 |
| Rollins.....L | 63-80 |
| Florida Southern.....L | 67-86 |
| University of the South.....L | 66-75 |
| Florida Southern.....L | 74-87 |
| Augusta College.....L | 72-84 |
| Birmingham-Southern.....L | 73-91 |
| UT-Chattanooga.....L | 53-84 |
| Oglethorpe.....L | 64-83 |
| Valdosta State.....L | 59-93 |
| Mercer.....L | 57-82 |
| West Georgia.....L | 71-72 |
| Rollins.....W | 91-67 |
| Birmingham-Southern.....L | 72-87 |
| Mercer.....L | 79-105 |
| Armstrong State.....L | 69-73 |
| UT-Chattanooga.....L | 68-75 |
| Oglethorpe.....L | 47-86 |
| Augusta College.....L | 65-92 |

1968-69 (6-14)

Coach: Jack Waters

| | |
|----------------------------------|-------|
| 11/30 Mercer.....hW | 73-63 |
| 12/7 West Georgia.....hW | 60-51 |
| 12/13 at Rollins.....aL | 68-76 |
| 12/14 at Florida Southern.....aL | 56-76 |
| 12/16 at Florida Tech.....aW | 92-80 |
| 12/21 at West Florida.....aL | 53-80 |
| 1/4 Florida Southern.....hW | 69-62 |



JACK WATERS coached the Panthers a total of eight seasons in two stints.

| | |
|-------------------------------------|--------|
| 1/9 at Mercer.....aL | 71-76 |
| 1/13 West Florida.....hL | 72-101 |
| 1/18 at Southwestern-Memphis.....aL | 57-69 |
| 1/21 Birmingham-Southern.....hW | 81-64 |
| 1/25 at West Georgia.....aL | 57-75 |
| 1/31 Southwestern-Memphis.....hL | 80-83 |
| 2/1 Oglethorpe.....hL | 58-78 |
| 2/5 Rollins.....hL | 67-90 |
| 2/10 at UT-Chattanooga.....aL | 66-98 |
| 2/15 Florida Tech.....hW | 109-92 |
| 1/22 at Birmingham-Southern.....aL | 79-85 |
| 2/25 UT-Chattanooga.....hL | 71-85 |
| 3/1 at Oglethorpe.....aL | 61-86 |

Home games at O'Keefe High Gymnasium

1969-70 (8-14)

Coach: Jack Waters

| | |
|---|--------|
| 12/1 Oglethorpe.....hL | 48-61 |
| 12/5 at West Georgia.....aW | 61-59 |
| 12/8 College Charleston.....hW | 102-78 |
| 12/13 at Florida Southern.....aW | 70-52 |
| 1/2 UNC Charlotte.....hW | 55-51 |
| 1/3 Mercer.....hW | 74-70 |
| 1/7 Birmingham-Southern.....hW | 80-64 |
| 1/10 at Loyola-NewOrleans.....aL | 68-84 |
| 1/23 West Georgia.....hW | 94-78 |
| 1/24 at LSU-New Orleans.....aL | 83-96 |
| 1/26 at Southwestern-Memphis.....aL | 73-89 |
| 1/31 at Baptist (Charleston So.).....aL | 66-85 |
| 2/2 at College of Charleston.....aW | 91-83 |
| 2/3 at Furman.....aL | 63-79 |
| 2/7 Southwestern-Memphis.....hL | 63-80 |
| 2/10 at Birmingham-Southern.....aL | 72-79 |
| 2/14 LSU-New Orleans.....hL | 80-82 |
| 2/17 at Georgia Tech.....aL | 62-101 |
| 2/21 Baptist (Charleston Southern).hL | 78-91 |
| 2/23 at Oglethorpe.....aL | 60-102 |
| 2/28 at UT-Chattanooga.....aL | 70-81 |
| 3/3 at Mercer.....aL | 76-105 |

Home games at O'Keefe High Gymnasium

1970-71 (5-16)

Coach: Frank Davis

| | |
|-----------------------------------|--------|
| Birmingham-Southern.....hL | 58-64 |
| University of the South.....hW | 56-49 |
| UT-Chattanooga.....hL | 71-84 |
| at LSU-New Orleans.....aL | 90-105 |
| at Stetson.....aL | 79-113 |
| at Florida Southern.....aL | 76-97 |
| Wisconsin State (1).....hL | 76-82 |
| Loch Haven (1).....hW | 88-80 |
| Oglethorpe.....hL | 64-77 |
| at UT-Chattanooga.....aL | 76-84 |
| Florida Southern.....hL | 75-81 |
| at Oglethorpe.....aL | 52-59 |
| at Southwestern-Memphis.....aL | 87-92 |
| Middle Tennessee.....hL | 61-72 |
| at Birmingham-Southern.....aW | 68-67 |
| at University of the South.....aW | 81-80 |
| at UNC Charlotte.....aL | 65-90 |

| | |
|-----------------------------|--------|
| Mercer.....hL | 64-70 |
| Southwestern-Memphis.....hW | 89-81 |
| LSU-New Orleans.....hL | 88-119 |
| at Mercer.....aL | 74-100 |

1-at Augusta College Invitational, Augusta, Ga.

1971-72 (5-19)

Coach: Roger McDowell

| | |
|-------------------------------------|---------|
| Oglethorpe.....L | 81-104 |
| Birmingham-Southern.....L | 87-99 |
| Delta State.....L | 78-81 |
| Florida Southern.....L | 80-111 |
| Spring Hill.....L | 97-105 |
| Loyola-New Orleans.....L | 70-78 |
| LSU-New Orleans.....L | 82-123 |
| SUNY-Buffalo.....L | 69-98 |
| Oglethorpe.....L | 73-85 |
| UT-Chattanooga.....L | 104-108 |
| Baptist (Charleston Southern).....W | 71-58 |
| Birmingham-Southern.....W | 92-76 |
| UNC Charlotte.....W | 71-62 |
| Florida Tech.....W | 99-78 |
| LSU-New Orleans.....(OT) W | 105-103 |
| West Georgia.....L | 83-104 |
| Delta State.....L | 86-88 |
| Florida Southern.....L | 88-89 |
| UNC Charlotte.....L | 59-85 |
| Middle Tennessee.....L | 53-98 |
| UT-Chattanooga.....L | 85-103 |
| Georgia Southern.....L | 55-103 |
| West Georgia.....L | 95-117 |
| Georgia Southern.....L | 77-107 |

1972-73 (5-20)

Coach: Jack Waters

| | |
|-------------------------------------|-------|
| Birmingham-Southern.....L | 56-70 |
| North Texas.....L | 58-84 |
| Arkansas.....L | 39-70 |
| Florida Southern.....L | 57-73 |
| SUNY-Buffalo.....L | 63-85 |
| Nebraska.....L | 54-63 |
| Spring Hill.....W | 70-63 |
| Birmingham-Southern.....L | 44-56 |
| Corpus Christi.....L | 67-74 |
| Middle Tennessee State.....W | 67-62 |
| UNC Charlotte.....L | 59-70 |
| The Citadel.....L | 59-73 |
| Baptist (Charleston Southern).....L | 59-71 |
| Florida Southern.....W | 57-54 |
| UT-Chattanooga.....L | 67-75 |
| Spring Hill.....L | 47-57 |
| Tulane.....L | 63-94 |
| LSU-New Orleans.....L | 68-92 |
| LSU-New Orleans.....(OT) L | 72-75 |
| UT-Chattanooga.....L | 67-75 |
| UNC Charlotte.....L | 55-77 |
| Georgia Southern.....L | 62-79 |
| Georgia Southern.....(OT) W | 97-96 |
| Oklahoma City *.....L | 72-97 |
| Georgia Tech *.....W | 77-73 |

** First games in the Georgia State Sports Arena.*

YEAR-BY-YEAR SCORES



FIRST WINNING SEASON: Coached by Jack Waters, the 1975-76 squad posted a 12-11 record for the first winning season in Georgia State history. After opening with a seven-game winning streak, which still ranks as the second-longest in school history, the team also earned wins over Georgia Tech, Southern Mississippi, and South Alabama. Bob Pierson led the team in scoring (19.2 ppg) and rebounding (11.5 rpg).

1973-74 (1-25)

Coach: Jack Waters

| | | |
|-------------------------------|----------|--------|
| Birmingham-Southern | (2OT) hW | 79-71 |
| at Southern Miss..... | aL | 76-93 |
| at New Orleans | aL | 66-94 |
| at Tulane | aL | 63-81 |
| at Nebraska | (OT) aL | 75-78 |
| Morehead State | hL | 80-93 |
| East Tennessee State | hL | 56-68 |
| The Citadel | hL | 55-58 |
| at Youngstown State (1) | aL | 79-87 |
| Tennessee Tech (1)..... | nL | 59-64 |
| at Birmingham-Southern..... | aL | 58-83 |
| Florida Southern | hL | 79-82 |
| at Mercer..... | aL | 66-93 |
| at Florida Southern | aL | 72-105 |
| at UT-Chattanooga | aL | 92-112 |
| UT-Chattanooga | hL | 64-78 |
| at Oklahoma City..... | aL | 73-92 |
| at Georgia Tech..... | aL | 61-73 |
| at East Tennessee State | aL | 84-95 |
| Mercer | hL | 77-104 |
| at UNC Charlotte | aL | 61-99 |
| at Georgia Southern..... | aL | 91-126 |
| New Orleans | hL | 86-93 |
| at Pan American | aL | 65-92 |
| Georgia Southern | hL | 71-89 |
| UNC Charlotte | hL | 69-97 |

1-Youngstown State Classic, Youngstown, Ohio

1974-75 (8-18)

Coach: Jack Waters

| | | | |
|-------|------------------------------|----|--------|
| 11/29 | Florida Tech | hW | 66-63 |
| 11/30 | at Southern Miss..... | aL | 60-74 |
| 12/7 | Georgia Southern | hW | 69-59 |
| 12/10 | at Florida Southern | aL | 66-78 |
| 12/13 | at Georgia Tech | aL | 74-80 |
| 12/17 | at East Carolina | aL | 79-88 |
| 1/2 | at Memphis State | aL | 76-102 |
| 1/8 | at Birmingham-Southern | aW | 68-53 |
| 1/11 | Birmingham-Southern..... | hW | 99-71 |
| 1/13 | Fairleigh Dickinson | hW | 55-52 |
| 1/16 | at Georgia Southern | aL | 73-82 |
| 1/20 | Southern Miss | hW | 70-65 |
| 1/25 | at UNC Charlotte | aL | 49-75 |
| 1/27 | Pan American | hL | 62-64 |
| 1/31 | Florida Southern | hW | 80-63 |
| 2/3 | at Morehead State | aL | 69-81 |
| 2/5 | at Mercer | aL | 80-92 |
| 2/10 | UNC Charlotte | hL | 49-57 |
| 2/13 | at Florida State | aL | 72-81 |
| 2/15 | at UT-Chattanooga..... | aL | 80-98 |
| 2/20 | at Northeast Louisiana..... | aL | 79-80 |
| 2/22 | at Tulane | aL | 68-77 |
| 2/24 | at McNeese State | aL | 72-84 |
| 2/26 | Mercer | hW | 62-60 |
| 3/1 | at Youngstown State | aL | 57-82 |
| 3/3 | UT-Chattanooga | hL | 74-94 |

1975-76 (12-11)

Coach: Jack Waters

| | | |
|--------------------------|---|--------|
| Clark-Atlanta | W | 84-64 |
| Georgia Southern | W | 83-72 |
| Florida Tech | W | 73-71 |
| VCU | W | 57-56 |
| Morehouse | W | 84-74 |
| Miles (1)..... | W | 104-72 |
| Clark-Atlanta (1) | W | 87-59 |
| Fairleigh Dickinson..... | L | 64-72 |
| Northeast Louisiana..... | L | 58-71 |
| Southern Miss | W | 84-75 |
| Mercer | L | 73-81 |
| Georgia Tech | W | 69-62 |
| South Florida | L | 76-84 |
| UNC Charlotte | L | 67-80 |
| Florida State | L | 58-66 |
| Mercer | W | 94-84 |
| UNC Charlotte | L | 64-99 |
| South Florida | L | 59-83 |
| Georgia Southern | W | 107-88 |
| South Alabama | L | 77-78 |
| Florida State | L | 70-92 |
| South Alabama | W | 78-71 |
| Tulane..... | L | 63-95 |

1-Atlanta Invitational (at Clark-Atlanta)

1976-77 (10-18, 2-4 Sun Belt)

Coach: Jack Waters

| | | |
|------------------------------|----------|--------|
| Clark-Atlanta | (OT) hW | 68-66 |
| at James Madison (1)..... | aL | 67-68 |
| Rider (1) | (2OT) nW | 104-99 |
| St. Francis (2)..... | nL | 56-74 |
| Long Island (2) | nW | 93-81 |
| at South Florida | aL | 57-71 |
| at Florida Tech | aL | 74-91 |
| Albany State (3)..... | nW | 90-75 |
| Clark-Atlanta (3) | aL | 59-83 |
| Jacksonville | hW | 85-63 |
| Old Dominion | hL | 56-70 |
| at Georgia Tech | aL | 54-74 |
| at Mercer | aL | 70-73 |
| Georgia Southern | hL | 65-83 |
| at Northwestern State | aL | 84-122 |
| at VCU | aL | 56-72 |
| Florida Tech | hL | 68-74 |
| Mercer | hW | 61-57 |
| Northwestern State | hL | 60-62 |
| at Northeast Louisiana | aL | 66-108 |
| at Louisiana Tech | aL | 69-81 |
| South Florida | hW | 79-75 |
| Samford | hW | 85-80 |
| at Georgia Southern | aL | 75-81 |
| at Samford | (OT) aW | 95-94 |
| at South Alabama (SB) | (OT) aW | 82-81 |
| New Orleans (SB)..... | nL | 66-86 |
| Jacksonville (SB)..... | nL | 72-102 |

1-James Madison Invitational, Harrisonburg, Va.

2-Hatter Classic, Deland, Fla.

3-Atlanta Invitational (at Clark-Atlanta)

Sun Belt Tournament: Charlotte (N.C.) Coliseum, but first-round games at campus sites



YEAR-BY-YEAR SCORES

1977-78 (5-21 2-8 Sun Belt)

Coach: Roger Couch

| | | |
|---------------------------|----------|--------|
| Pembroke State (1)..... | nL | 75-78 |
| West Chester (1)..... | nL | 83-85 |
| Georgia Southern | hL | 73-75 |
| at Georgia Tech | aL | 55-82 |
| at Tennessee | aL | 62-84 |
| at VCU | (OT) aL | 69-71 |
| UNC Charlotte | hL | 47-59 |
| at Memphis State | aL | 87-111 |
| at Gannon (2) | (OT) aL | 76-80 |
| Edinboro (2)..... | nL | 70-73 |
| at South Florida | aL | 62-64 |
| Northeast Louisiana | hL | 70-81 |
| at Georgia Southern..... | aL | 83-88 |
| VCU | hW | 89-79 |
| Mercer..... | hW | 65-62 |
| at Old Dominion..... | aW | 71-68 |
| at UNC Charlotte..... | aL | 71-83 |
| at New Orleans..... | aL | 66-87 |
| at South Alabama | aL | 58-71 |
| South Alabama | hW | 62-60 |
| Jacksonville..... | hL | 63-70 |
| New Orleans..... | hL | 75-79 |
| South Florida | (2OT) hW | 92-84 |
| at Mercer | aL | 56-79 |
| at Jacksonville | aL | 78-86 |
| Jacksonville (SB)..... | nL | 77-82 |

1-Campbell College Tip Off, Buies Creek, N.C.

2-Porocco Cup, Erie, Pa.

Sun Belt Tournament: Charlotte (N.C.) Coliseum

1978-79 (7-20, 0-10 Sun Belt)

Coach: Roger Couch

| | | |
|----------------------------|---------|--------|
| Georgia Southern | hL | 68-86 |
| Oklahoma City (1)..... | nW | 84-81 |
| at James Madison (1)..... | aW | 66-64 |
| Austin Peay..... | hW | 69-64 |
| Morehouse..... | hW | 103-76 |
| at UAB..... | aL | 81-100 |
| at Virginia Military | aL | 72-75 |
| at Jacksonville | aL | 57-80 |
| Grambling State (2)..... | nL | 65-69 |
| Houston Baptist (2)..... | nW | 77-72 |
| UAB | hW | 64-61 |
| New Orleans..... | hL | 68-83 |
| Jacksonville..... | hL | 67-74 |
| at South Alabama..... | (OT) aL | 70-84 |
| South Florida | hL | 64-71 |
| at Georgia Southern..... | aL | 79-81 |
| Morris Brown..... | hW | 87-80 |
| Mercer..... | hL | 62-68 |
| South Alabama | hL | 71-89 |
| at Mercer..... | aL | 80-98 |
| UNC Charlotte | hL | 69-90 |
| Virginia Military..... | hL | 72-76 |
| at New Orleans..... | aL | 66-68 |
| at UNC Charlotte..... | aL | 60-85 |
| at South Florida | aL | 76-79 |
| at Morris Brown | (OT) aL | 90-92 |
| Charlotte (SB)..... | nL | 57-71 |

1-James Madison Invitational, Sinclair Gym,

Harrisonburg, Va.; 2-Pacemaker Classic, Ewing

Coliseum, Monroe, La.

Sun Belt Tournament: Charlotte (N.C.) Coliseum

1979-80 (6-21, 4-10 Sun Belt)

Coach: Roger Couch

| | | |
|-----------------------------------|----|--------|
| 12/1 Florida Southern..... | hL | 64-77 |
| 12/8 at Georgia Southern | aL | 66-70 |
| 12/13 VCU..... | hL | 62-89 |
| 12/15 UAB | hL | 73-100 |
| 12/17 at Southern Methodist | aL | 92-119 |
| 12/19 at Texas Christian | aL | 82-99 |
| 12/21 Morehead State (1) | nL | 59-63 |
| 12/22 Texas Christian (1) | nL | 76-88 |
| 12/27 at Vanderbilt | aL | 53-65 |
| 1/3 at UAB..... | aL | 62-75 |
| 1/5 Shippensburg State | hW | 94-83 |
| 1/7 South Alabama..... | hL | 61-70 |
| 1/12 UNC Charlotte..... | hL | 69-72 |
| 1/14 at New Orleans..... | aL | 73-79 |
| 1/16 at South Alabama | aL | 59-70 |
| 1/20 at VCU..... | aW | 77-71 |
| 1/22 at UNC Charlotte | hL | 73-88 |
| 1/25 Jacksonville | hL | 57-67 |
| 1/29 New Orleans..... | hW | 69-64 |
| 1/31 Old Dominion..... | hL | 64-71 |
| 2/2 at Mercer | aL | 71-83 |
| 2/5 South Florida..... | hW | 83-80 |
| 2/9 Mercer | hL | 78-94 |
| 2/13 Georgia Southern..... | hW | 96-68 |
| 2/16 at South Florida | aW | 80-73 |
| 2/20 at Jacksonville..... | aL | 47-80 |
| 2/23 Jacksonville (SB) | nL | 59-70 |

1-Sun Met Classic, Fresno, Calif.

Sun Belt home games played at The Omni

Sun Belt Tournament: Charlotte (N.C.) Coliseum

1980-81 (4-23, 1-11 Sun Belt)

Coach: Roger Couch

| | | |
|------------------------------|----|--------|
| Clinch Valley..... | hW | 74-60 |
| USC-Spartanburg..... | hW | 63-61 |
| Georgia Southern | hW | 81-69 |
| at Austin Peay | aL | 41-65 |
| Mercer | hL | 61-64 |
| at UNC Charlotte..... | aL | 64-66 |
| at VCU | aL | 69-81 |
| Middle Tennessee State | hL | 58-74 |
| at Northeast Louisiana | aL | 66-76 |
| at Jacksonville | aL | 67-86 |
| at South Alabama..... | aL | 54-74 |
| at Georgia Southern..... | aL | 71-80 |
| at Mercer..... | aL | 69-84 |
| VCU (1) | hL | 71-84 |
| South Florida (1) | hL | 70-85 |
| UNC Charlotte (1) | hL | 75-97 |
| U.S. International | hL | 83-102 |
| UAB (1)..... | hL | 67-85 |
| at UAB..... | aL | 64-89 |
| at New Orleans | aL | 46-69 |
| South Alabama (1)..... | hL | 49-82 |
| Jacksonville (1) | hW | 52-50 |
| New Orleans (1) | hL | 58-77 |
| at Florida Southern..... | aL | 70-82 |
| at South Florida | aL | 61-81 |
| at Old Dominion | aL | 61-96 |
| South Alabama (SB)..... | nL | 41-79 |

1-Sun Belt home games played at The Omni

Sun Belt Tournament: Jacksonville (Fla.) Coliseum

Georgia State withdrew from the Sun Belt Conference in June 1981 and played the next three seasons as an independent.

1981-82 (4-23)

Coach: Jim Jarrett

| | | |
|--|----|--------|
| 11/28 Oglethorpe..... | hW | 64-60 |
| 12/5 at Saint Louis..... | aL | 64-79 |
| 12/8 Xavier..... | hL | 59-72 |
| 12/12 Morehouse | hL | 77-78 |
| 12/14 Mercer | hW | 60-58 |
| 12/17 at Middle Tennessee..... | aL | 49-62 |
| 12/21 at Xavier | aL | 56-57 |
| 12/28 at Wisconsin-Green Bay (1)..... | aL | 66-78 |
| 12/29 Delaware State (1)..... | nL | 63-70 |
| 1/2 at Mercer | aL | 67-75 |
| 1/4 Saint Louis..... | hW | 77-70 |
| 1/6 The Citadel..... | hL | 62-70 |
| 1/9 Baptist (Charleston Sou.)..... | hL | 54-55 |
| 1/11 Utica..... | hW | 68-67 |
| 1/16 at South Carolina..... | aL | 66-92 |
| 1/18 at UNC Charlotte | aL | 74-112 |
| 1/23 Southern Miss | hL | 54-61 |
| 1/25 at Baptist (Charleston Sou.)..... | aL | 58-63 |
| 1/29 South Alabama..... | hL | 58-75 |
| 2/4 South Florida..... | hL | 47-59 |
| 2/6 at Southern Miss..... | aL | 68-83 |
| 2/8 at New Orleans..... | aL | 60-78 |
| 2/10 at South Alabama | aL | 40-70 |
| 2/13 UNC Charlotte..... | hL | 67-87 |
| 2/17 at South Florida | aL | 61-85 |
| 2/22 New Orleans..... | hL | 61-83 |
| 2/27 @ Georgia Tech..... | aL | 73-74 |

1-Green Bay Classic, Green Bay, Wis.

1982-83 (9-19)

Coach: Jim Jarrett

| | | |
|--|----|-------|
| 11/26 at Georgia..... | aL | 62-99 |
| 11-27 Hampden-Sydney | hW | 83-59 |
| 12/4 Georgia College..... | hW | 98-72 |
| 12/7 Mercer | hW | 82-77 |
| 12/10 Florida A&M (1)..... | nW | 85-71 |
| 12/11 at Stetson (1) | aL | 63-64 |
| 12/16 at Southeastern Louisiana | aL | 42-59 |
| 12/19 at New Orleans..... | aL | 79-86 |
| 12/20 at Tulane..... | aL | 53-78 |
| 12/29 Alcorn State (2)..... | nL | 74-83 |
| 12/30 Nicholls State (2) | nW | 65-61 |
| 1/3 Samford..... | hL | 83-86 |
| 1/7 Drexel (3)..... | nL | 58-73 |
| 1/8 Utica (3) | nW | 72-69 |
| 1/11 St. Andrews, N.C. | hL | 67-69 |
| 1/13 Utica..... | hL | 66-68 |
| 1/15 at South Carolina..... | aL | 79-91 |
| 1/19 at Georgia Tech..... | aL | 60-64 |
| 1/22 Armstrong State | hW | 75-69 |
| 1/24 at North Carolina | aL | 55-95 |
| 1/29 Baptist (Charleston Southern)hW | | 91-77 |
| 2/1 at Middle Tennessee State | aW | 73-60 |
| 2/7 New Orleans..... | hL | 64-66 |
| 2/10 at The Citadel..... | aL | 63-79 |
| 2/11 at Baptist (Charleston Southern)..... | aL | 79-97 |



YEAR-BY-YEAR SCORES



ROCKY TOP: The Panthers celebrate a stunning upset at Tennessee in 1983-84.

| | | | |
|------|-----------------------------|----|-------|
| 2/15 | Southeastern Louisiana..... | hL | 63-73 |
| 2/21 | at Mercer..... | aL | 61-71 |
| 2/23 | Middle Tennessee..... | hL | 69-76 |

1-Hatter Classic, Deland, Fla.; 2-Pacemaker Classic, Ewing Coliseum, Monroe, La.; 3-Banker's Classic Fairfield, Conn.

1983-84 (6-22)

Coach: Tom Pugliese

| | | |
|------------------------------------|----|-------|
| at Western Kentucky (1)..... | aL | 39-62 |
| Middle Tennessee State (1)..... | nL | 58-70 |
| Mercer..... | L | 66-73 |
| at Oklahoma..... | L | 66-94 |
| at Southern Methodist..... | L | 67-92 |
| at Tennessee..... | W | 52-50 |
| Georgia College..... | W | 87-64 |
| Tulane..... | L | 52-77 |
| Middle Tennessee State..... | L | 57-66 |
| Austin Peay..... | L | 62-79 |
| The Citadel..... | L | 67-72 |
| New Orleans..... | L | 58-72 |
| Southeastern Louisiana..... | W | 65-57 |
| Oglethorpe..... | L | 70-74 |
| Austin Peay..... | L | 49-68 |
| Florida A&M..... | W | 72-59 |
| Baptist (Charleston Southern)..... | L | 59-70 |
| Samford..... | L | 60-86 |
| Middle Tennessee..... | L | 61-84 |
| New Orleans..... | L | 56-73 |
| Southeastern Louisiana..... | L | 66-81 |
| Mercer..... | L | 87-97 |
| Baptist (Charleston Southern)..... | W | 88-82 |
| Millsaps..... | W | 57-45 |
| Stetson..... | L | 62-79 |
| Florida A&M..... | L | 85-91 |
| Evansville..... | L | 65-84 |
| Stetson..... | L | 69-90 |

1-Wendy's Classic, Bowling Green, Ky.

1984-85 (2-26, 0-14 TAAC)

Coach: Tom Pugliese, Mark Slonaker

| | | | |
|-------|---------------------------------|----------|--------|
| 11/29 | St. Leo..... | hL | 64-70 |
| 12/1 | at The Citadel..... | aL | 72-93 |
| 12/4 | Huntington..... | hW | 82-77 |
| 12/7 | at Montana (1)..... | aL | 62-74 |
| 12/8 | Ark.-Little Rock (1)..... | nL | 68-76 |
| 12/12 | at Iowa..... | aL | 40-89 |
| 12/15 | at Georgia..... | aL | 53-89 |
| 12/17 | Augusta College..... | hW | 73-69 |
| 12/21 | at Ball State (2)..... | aL | 58-115 |
| 12/22 | UT-Arlington (2)..... | nL | 79-85 |
| 1/3 | at Arkansas-Little Rock..... | aL | 79-89 |
| 1/5 | at Centenary..... | aL | 63-88 |
| 1/10 | Georgia Southern..... | hL | 61-77 |
| 1/12 | Mercer..... | hL | 82-93 |
| 1/16 | at Augusta College..... | aL | 69-85 |
| 1/17 | Samford..... | hL | 62-93 |
| 1/24 | at Houston Baptist..... | aL | 72-93 |
| 1/26 | at Hardin-Simmons..... | aL | 66-79 |
| 1/31 | Arkansas-Little Rock..... | hL | 64-68 |
| 2/2 | Centenary..... | hL | 72-76 |
| 2/4 | at South Carolina..... | aL | 66-90 |
| 2/7 | at Georgia Southern..... | aL | 50-77 |
| 2/9 | at Mercer..... | aL | 62-81 |
| 2/16 | at Samford..... | (2OT) aL | 77-79 |
| 2/18 | at East Tennessee State..... | aL | 80-91 |
| 2/21 | Houston Baptist..... | hL | 68-81 |
| 2/23 | Hardin-Simmons..... | hL | 59-60 |
| 3/2 | at Georgia Southern (TAAC)..... | aL | 61-109 |

1-Champion Holiday Classic, Missoula, Mon.

2-Cardinal Classic, University Gym, Muncie, Ind.

TAAC Tournament: Statesboro, Ga. (First round at campus sites)

1985-86 (10-18, 4-10 TAAC)

Coach: Bob Reinhart

| | | | |
|-------|------------------------------|---------|--------|
| 11/25 | Armstrong State..... | hL | 59-68 |
| 11/27 | LaGrange..... | hW | 80-68 |
| 11/29 | at Miami, Fla. (1)..... | aL | 72-82 |
| 11/30 | Cornell (1)..... | nW | 79-77 |
| 12/7 | Fort Valley State..... | hW | 89-67 |
| 12/9 | at South Carolina..... | aL | 61-105 |
| 12/11 | at Augusta College..... | aW | 79-76 |
| 12/14 | at Georgia..... | aL | 64-104 |
| 12/16 | Valdosta State..... | (OT) hW | 103-99 |
| 12/18 | at Clemson..... | aL | 60-100 |
| 12/21 | East Tennessee..... | hW | 89-85 |
| 1/2 | Houston Baptist..... | (OT) hW | 71-70 |
| 1/4 | Hardin-Simmons..... | hW | 77-76 |
| 1/9 | at Georgia Southern..... | aL | 77-91 |
| 1/11 | at Mercer..... | aL | 75-97 |
| 1/15 | Augusta College..... | hL | 78-80 |
| 1/18 | Samford..... | (OT) hW | 74-73 |
| 1/23 | Arkansas-Little Rock..... | hL | 78-82 |
| 1/25 | Centenary..... | hL | 90-98 |
| 1/30 | at Houston Baptist..... | aW | 66-57 |
| 2/1 | at Hardin-Simmons..... | aL | 72-82 |
| 2/6 | Georgia Southern..... | hL | 62-66 |
| 2/8 | Mercer..... | hL | 66-70 |
| 2/15 | at Samford..... | aL | 90-108 |
| 2/19 | at UNC Charlotte..... | aL | 78-81 |
| 2/22 | at Centenary..... | aL | 88-92 |
| 2/24 | at Arkansas-Little Rock..... | aL | 65-86 |

3/1 at Arkansas-Little Rock (TAAC) nL 82-115

1-Hurricane Classic, Coral Gables, Fla.

TAAC Tournament: Little Rock, Ark. (First round at campus sites)

1986-87 (11-17, 7-11 TAAC)

Coach: Bob Reinhart

| | | | |
|-------|-----------------------------|---------|--------|
| 11/28 | at Clemson (1)..... | aL | 91-108 |
| 11/29 | Drexel (1)..... | nL | 89-98 |
| 12/6 | Morris Brown..... | W | 94-82 |
| 12/13 | Memphis State (2)..... | nL | 70-79 |
| 12/14 | Loyola-Chicago (2)..... | nL | 98-100 |
| 12/16 | Kennesaw State..... | hW | 98-60 |
| 12/18 | at Mercer..... | aL | 71-78 |
| 12/20 | Georgia College..... | hW | 98-68 |
| 12/30 | Piedmont..... | hW | 109-64 |
| 1/3 | Georgia Southern..... | hL | 79-85 |
| 1/5 | Stetson..... | hW | 71-61 |
| 1/8 | Houston Baptist..... | hL | 65-73 |
| 1/10 | Centenary..... | hL | 75-76 |
| 1/17 | at Samford..... | aW | 79-75 |
| 1/19 | at Arkansas-Little Rock .. | (OT) aL | 86-89 |
| 1/22 | Texas-San Antonio..... | hW | 96-86 |
| 1/24 | Hardin-Simmons..... | hL | 82-86 |
| 1/31 | Mercer..... | hW | 64-60 |
| 2/3 | at Georgia Tech..... | aL | 74-98 |
| 2/5 | at Georgia Southern..... | aW | 73-68 |
| 2/9 | at Stetson..... | aL | 86-91 |
| 2/12 | at Houston Baptist..... | aL | 84-106 |
| 2/14 | at Centenary..... | aW | 95-90 |
| 2/19 | Arkansas-Little Rock..... | hL | 54-57 |
| 2/21 | Samford..... | hW | 73-60 |
| 2/26 | at Texas-San Antonio..... | aL | 74-89 |
| 2/28 | at Hardin-Simmons..... | aL | 89-103 |
| 3/5 | Houston Baptist (TAAC)..... | nL | 64-73 |

1-IPTAY Classic, at Clemson, S.C.

2-Cotton States Classic, The Omni, Atlanta, Ga.

TAAC Tournament: March 5, Pine Bluff, Ark.;

March 6-7, Little Rock, Ark.

1987-88 (9-19, 5-13 TAAC)

Coach: Bob Reinhart

| | | | |
|-------|------------------------------|---------|--------|
| 11/28 | Morehouse..... | hW | 88-77 |
| 12/5 | North Georgia..... | hW | 91-74 |
| 12/9 | UNC Charlotte..... | hL | 70-89 |
| 12/14 | at Wyoming..... | aL | 89-100 |
| 12/17 | at Evansville..... | aL | 67-88 |
| 12/19 | at Oklahoma..... | aL | 81-124 |
| 1/2 | at Mercer..... | aL | 75-84 |
| 1/4 | Kennesaw..... | hW | 99-96 |
| 1/7 | at Georgia Southern..... | aL | 60-80 |
| 1/9 | at Stetson..... | aL | 79-95 |
| 1/12 | at Georgia Tech..... | aL | 82-111 |
| 1/14 | Houston Baptist..... | hL | 66-68 |
| 1/16 | Centenary..... | (OT) hW | 104-91 |
| 1/21 | at Arkansas-Little Rock..... | aL | 86-92 |
| 1/23 | at Samford..... | aW | 87-66 |
| 1/28 | Texas-San Antonio..... | hW | 87-65 |
| 1/30 | Hardin-Simmons..... | hW | 108-80 |
| 2/6 | Mercer..... | hL | 78-80 |
| 2/11 | Georgia Southern..... | hL | 65-73 |
| 2/13 | Stetson..... | hW | 64-58 |
| 2/18 | at Houston Baptist..... | aL | 75-84 |
| 2/20 | at Centenary..... | aL | 95-104 |



YEAR-BY-YEAR SCORES



FIRST NCAA BID:
Head coach Bob Reinhart led Georgia State to its first NCAA Tournament in 1991. The Panthers, led by Chris Collier and Phillip Luckydo, won the TAAC Tournament as the No. 5 seed. That earned State a date with Arkansas in the NCAA Southeast Regional, played at The Omni in Atlanta, just blocks from the Georgia State campus.

| | | | |
|------|------------------------------|----|-------|
| 2/23 | Georgia College..... | hW | 85-79 |
| 2/25 | Arkansas-Little Rock..... | hL | 62-71 |
| 2/27 | Samford..... | hL | 65-74 |
| 3/3 | at Texas-San Antonio..... | aL | 83-91 |
| 3/5 | at Hardin-Simmons..... | aL | 88-97 |
| 3/10 | Georgia Southern (TAAC)..... | nL | 55-71 |

TAAC Tournament: Daytona Beach, Fla.

1988-89 (14-14, 9-9 TAAC)

Coach: Bob Reinhart

| | | | |
|-------|------------------------------|----|--------|
| 11/25 | at Cal-Irvine (1)..... | aW | 109-84 |
| 11/26 | Maryland (1)..... | nL | 62-69 |
| 11/29 | at Auburn..... | aL | 70-74 |
| 12/3 | Morris Brown..... | hW | 118-81 |
| 12/6 | Armstrong State..... | hW | 83-64 |
| 12/12 | Appalachian State..... | hL | 84-86 |
| 12/17 | at Mercer (OT)..... | aL | 89-90 |
| 1/2 | Kennesaw..... | hW | 86-70 |
| 1/5 | at Georgia Southern..... | aL | 93-100 |
| 1/7 | at Stetson..... | aW | 90-82 |
| 1/9 | Piedmont..... | hW | 105-74 |
| 1/10 | at Georgia Tech..... | aL | 86-121 |
| 1/12 | Texas-San Antonio..... | hW | 92-73 |
| 1/14 | Hardin-Simmons..... | hW | 73-63 |
| 1/19 | at Houston Baptist..... | aL | 92-101 |
| 1/21 | at Centenary..... | aL | 88-114 |
| 1/26 | Arkansas-Little Rock..... | hL | 91-102 |
| 1/28 | Samford..... | hW | 71-61 |
| 2/2 | Georgia Southern..... | hL | 90-95 |
| 2/4 | Stetson..... | hW | 75-69 |
| 2/9 | at Hardin-Simmons..... | aW | 75-73 |
| 2/11 | at Texas-San Antonio..... | aL | 87-115 |
| 2/16 | Centenary..... | hW | 82-75 |
| 2/18 | Houston Baptist..... | hL | 84-85 |
| 2/23 | at Samford..... | aW | 68-66 |
| 2/25 | at Arkansas-Little Rock..... | aL | 79-107 |
| 3/4 | Mercer..... | hW | 94-76 |
| 3/7 | Stetson (TAAC)..... | nL | 63-106 |

1-at Freedom Bowl Classic, Bren Events, Center, Irvine, Calif.

TAAC Tournament: Little Rock, Ark.

1989-90 (5-23, 3-13 TAAC)

Coach: Bob Reinhart

| | | | |
|-------|------------------------------|--------|---------|
| 11/24 | at Georgia Tech..... | aL | 83-108 |
| 11/25 | Fort Valley State..... | hW | 122-106 |
| 12/2 | at Appalachian State..... | aL | 69-110 |
| 12/5 | Berry..... | W | 76-75 |
| 12/8 | Morgan State (1)..... | nL | 76-89 |
| 12/9 | at Chattanooga..... | aL | 62-72 |
| 12/14 | at Centenary..... | aL | 87-98 |
| 12/20 | at Florida Int. (2)..... | aL | 72-78 |
| 12/21 | Holy Cross (2)..... | nL | 94-101 |
| 12/30 | at Augusta State..... | aL | 67-75 |
| 1/6 | Mercer..... | L | 53-65 |
| 1/11 | Texas-San Antonio..... | L | 71-101 |
| 1/13 | Hardin-Simmons..... | W | 55-54 |
| 1/15 | at Clemson..... | aL | 59-117 |
| 1/18 | at Samford..... | L | 70-79 |
| 1/20 | at Arkansas-Little Rock..... | L | 87-110 |
| 1/25 | Stetson..... | W | 82-64 |
| 1/27 | Georgia Southern..... | L | 66-68 |
| 1/31 | at Mercer..... | L | 67-77 |
| 2/5 | Auburn..... | L | 66-79 |
| 2/8 | at Hardin-Simmons..... | (OT) L | 92-93 |
| 2/10 | at Texas-San Antonio..... | L | 70-128 |
| 2/15 | Arkansas-Little Rock..... | L | 57-102 |
| 2/17 | Samford..... | W | 68-63 |
| 2/22 | at Georgia Southern..... | L | 66-78 |
| 2/24 | at Stetson..... | L | 83-92 |
| 3/1 | Centenary..... | L | 94-110 |
| 3/6 | Centenary (TAAC)..... | L | 91-102 |

1-at UT Chattanooga, Chattanooga, Tenn.

2-FIU Tournament, Miami, Fla.

TAAC Tournament: Little Rock, Ark.

1990-91 (16-15, 7-7 TAAC)

Coach: Bob Reinhart

TAAC CHAMPIONS (TOURNAMENT)
NCAA TOURNAMENT

| | | | |
|-------|----------------------------|---------|-------|
| 11/24 | The Citadel..... | hW | 85-61 |
| 11/26 | at Auburn..... | aL | 65-83 |
| 12/3 | Florida International..... | hW | 99-82 |
| 12/5 | at Florida A&M..... | aL | 71-76 |
| 12/8 | at Stephen F. Austin..... | (OT) aW | 65-60 |

| | | | |
|-------|-----------------------------------|---------|---------|
| 12/10 | at Northern Arizona..... | aL | 74-84 |
| 12/13 | Augusta..... | hW | 72-71 |
| 12/15 | Texas-Arlington..... | hL | 104-113 |
| 12/22 | Northern Arizona..... | hW | 92-76 |
| 1/2 | Butler..... | hL | 96-106 |
| 1/5 | Stephen F. Austin..... | (OT) hW | 73-66 |
| 1/10 | at Arkansas-Little Rock..... | aL | 67-75 |
| 1/14 | at Samford..... | aW | 85-75 |
| 1/17 | Georgia Southern..... | hW | 73-72 |
| 1/19 | Stetson..... | hL | 69-84 |
| 1/23 | at The Citadel..... | aL | 78-86 |
| 1/26 | Mercer..... | hW | 98-61 |
| 1/31 | at Texas-San Antonio..... | aL | 72-85 |
| 2/2 | at Centenary..... | aL | 74-79 |
| 2/7 | Arkansas-Little Rock..... | hL | 66-81 |
| 2/9 | Samford..... | hW | 77-59 |
| 2/14 | at Georgia Southern..... | (OT) aW | 90-86 |
| 2/16 | at Stetson..... | aL | 61-70 |
| 2/19 | Florida A&M..... | hL | 94-96 |
| 2/25 | at Mercer..... | aW | 55-50 |
| 2/28 | Texas-San Antonio..... | hL | 78-85 |
| 3/2 | Centenary..... | hW | 99-80 |
| 3/5 | vs. Stetson (TAAC)..... | aW | 70-64 |
| 3/6 | vs. Texas-San Antonio (TAAC)..... | nW | 94-84 |
| 3/7 | vs. Ark.-Little Rock (TAAC)..... | nW | 80-60 |
| 3/15 | vs. Arkansas (NCAA)..... | nL | 76-117 |

TAAC Tournament: DeLand, Fla.

NCAA Southeast Regional: The Omni, Atlanta, Ga.

1991-92 (16-14, 8-6 TAAC)

Coach: Bob Reinhart

| | | | |
|-------|---------------------------------|---------|---------|
| 11/26 | Clark-Atlanta..... | hW | 108-97 |
| 11/30 | Piedmont..... | hW | 119-76 |
| 12/7 | at Texas-Arlington..... | aL | 85-110 |
| 12/8 | at Detroit Mercy (1)..... | aL | 86-100 |
| 12/15 | at Georgia Tech..... | aL | 72-90 |
| 12/19 | at Mercer..... | (OT) aW | 79-78 |
| 12/21 | at UCF..... | (OT) aL | 94-95 |
| 12/27 | Drexel (2)..... | nW | 75-59 |
| 12/28 | at Mount St. Mary's..... | (OT) aL | 92-97 |
| 1/2 | UCF..... | hW | 80-71 |
| 1/4 | at Loyola-Chicago..... | aL | 73-94 |
| 1/6 | at Butler..... | aL | 82-86 |
| 1/9 | Mercer..... | hW | 80-70 |
| 1/11 | Georgia Southern..... | hL | 87-88 |
| 1/13 | at Florida International..... | aL | 81-91 |
| 1/16 | at Stetson..... | aL | 73-81 |
| 1/21 | Detroit..... | hW | 85-74 |
| 1/25 | Samford..... | hW | 74-69 |
| 1/30 | Southeastern Louisiana..... | hW | 89-62 |
| 2/1 | Centenary..... | hL | 81-82 |
| 2/4 | Faulkner..... | (OT) hW | 108-101 |
| 2/8 | at Georgia Southern..... | aL | 84-91 |
| 2/13 | Florida International..... | hW | 88-57 |
| 2/15 | Stetson..... | hW | 71-66 |
| 2/22 | at Samford..... | aW | 72-52 |
| 2/27 | at Southeastern Louisiana..... | aL | 77-78 |
| 2/29 | at Centenary..... | aW | 90-77 |
| 3/6 | Centenary (TAAC)..... | hW | 84-69 |
| 3/7 | Mercer (TAAC)..... | hW | 75-68 |
| 3/11 | at Georgia Southern (TAAC)..... | aL | 82-95 |

1-at Cobo Arena, Detroit, Mich.

2-at Mount St. Mary's, Emmitsburg, Md.

TAAC Tournament: March 6-7 at Georgia State Sports Arena; Championship Game at Georgia Southern, Statesboro, Ga.

YEAR-BY-YEAR SCORES

1992-93 (13-14, 5-7 TAAC)

Coach: Bob Reinhart

| | | | |
|-------|---------------------------------|----|---------|
| 12/7 | Shorter..... | hW | 84-62 |
| 12/9 | North Georgia..... | hW | 84-69 |
| 12/12 | at Georgia Tech..... | aL | 79-102 |
| 12/14 | at Tennessee-Martin..... | aW | 58-54 |
| 12/16 | at Southwest Texas State..... | aL | 62-73 |
| 12/18 | Idaho (1)..... | nL | 64-70 |
| 12/19 | at Boise State (1)..... | aL | 64-75 |
| 12/29 | Pepperdine (2)..... | nL | 60-79 |
| 12/30 | Southern (2)..... | nW | 83-79 |
| 1/2 | Alabama State..... | hW | 91-74 |
| 1/4 | at Memphis..... | aL | 76-97 |
| 1/7 | at Mercer..... | aL | 69-77 |
| 1/9 | College of Charleston..... | hW | 60-50 |
| 1/14 | Florida International..... (OT) | hL | 68-69 |
| 1/16 | at Stetson..... | aW | 93-81 |
| 1/19 | Clark-Atlanta..... | hW | 94-79 |
| 1/23 | at Samford..... | aL | 78-92 |
| 1/28 | at Southeastern Louisiana..... | aL | 82-90 |
| 1/30 | at Centenary..... | aL | 107-111 |
| 2/4 | Mercer..... | hW | 58-57 |
| 2/6 | at College of Charleston..... | aL | 63-88 |
| 2/11 | at Florida International..... | aW | 61-60 |
| 2/13 | at Stetson..... | aW | 100-89 |
| 2/17 | Florida Atlantic..... | hW | 89-70 |
| 2/20 | Samford..... | hL | 61-71 |
| 2/25 | Southeastern Louisiana..... | hL | 75-82 |
| 2/27 | at Centenary..... | aW | 97-80 |

1-Real Dairy Classic, Boise, Idaho

2-Dr. Pepper Classic, Chattanooga, Tenn.

1993-94 (13-14, 9-7 TAAC)

Coach: Bob Reinhart

| | | | |
|-------|--------------------------------|----|-------|
| 11/27 | Morris Brown..... | hW | 91-64 |
| 12/4 | at Georgia Tech..... | aL | 65-95 |
| 12/8 | at Alabama State..... | aL | 59-80 |
| 12/11 | at Memphis State..... | aL | 55-66 |
| 12/13 | Tennessee-Martin..... | hW | 95-68 |
| 12/15 | Southwest Texas State..... | hL | 73-79 |
| 12/17 | South Florida (1)..... | nL | 70-79 |
| 12/18 | Grambling State (1)..... | nW | 77-64 |
| 1/3 | at Mercer..... | aW | 70-66 |
| 1/6 | Stetson..... | hL | 63-69 |
| 1/8 | UCF..... | hW | 72-63 |
| 1/13 | at Centenary..... | aL | 79-85 |
| 1/15 | at Southeastern Louisiana..... | aL | 60-69 |
| 1/20 | Florida International..... | hL | 61-67 |
| 1/22 | Florida Atlantic..... | hW | 92-57 |
| 1/29 | Samford..... | hW | 77-71 |
| 1/31 | College of Charleston..... | hL | 76-85 |
| 2/3 | at UCF..... | aL | 72-74 |
| 2/5 | at Stetson..... | aW | 80-61 |
| 2/10 | Southeastern Louisiana..... | hW | 98-88 |
| 2/12 | Centenary..... | hW | 88-86 |
| 2/17 | at Samford..... | aW | 70-55 |
| 2/19 | at Florida International..... | aW | 68-59 |
| 2/20 | at Florida Atlantic..... | aL | 76-78 |
| 2/26 | at College of Charleston..... | aL | 71-76 |
| 2/28 | Mercer..... | hW | 75-67 |
| 3/3 | Samford (TAAC)..... | nL | 57-78 |

1-at Wilmington, N.C.

TAAC Tournament: UCF (Orlando, Fla.)

1994-95 (11-17, 6-10 TAAC)

Coach: Carter Wilson

| | | | |
|-------|--------------------------------|----|--------|
| 11/25 | at Gonzaga (1)..... | aL | 65-90 |
| 11/26 | Yale (1)..... | nW | 77-72 |
| 12/7 | at Memphis..... | aL | 52-124 |
| 12/10 | at Louisiana Tech..... | aL | 57-70 |
| 12/15 | Louisiana Tech..... | hL | 71-74 |
| 12/17 | Grambling State..... | hW | 103-76 |
| 12/28 | at LSU..... | aL | 70-105 |
| 12/30 | North Georgia..... | hW | 80-67 |
| 1/2 | at Florida International..... | aL | 64-75 |
| 1/4 | at Florida Atlantic..... | aL | 61-65 |
| 1/7 | at Southeastern Louisiana..... | aL | 72-96 |
| 1/9 | at Centenary..... | aW | 66-65 |
| 1/12 | UCF..... | hL | 61-68 |
| 1/14 | Florida International..... | hW | 81-66 |
| 1/21 | Samford..... | hL | 70-83 |
| 1/26 | at UCF..... | aL | 77-93 |
| 1/28 | at Mercer..... | aW | 88-71 |
| 1/30 | Florida Atlantic..... | hW | 82-63 |
| 2/2 | Charleston..... | hL | 77-83 |
| 2/4 | Campbell..... | hW | 77-66 |
| 2/9 | at College of Charleston..... | aL | 58-90 |
| 2/11 | at Campbell..... | aW | 82-64 |
| 2/16 | Mercer..... | hW | 84-66 |
| 2/18 | Stetson..... | hL | 64-67 |
| 2/23 | Centenary..... (OT) | hL | 82-84 |
| 2/25 | at Samford..... | aL | 74-98 |
| 3/2 | Samford (TAAC)..... | nW | 71-57 |
| 3/3 | Mercer (TAAC)..... | nL | 71-81 |

1-Spokane Shootout, Spokane, Wash.

TAAC Tournament: UCF (Orlando, Fla.)

1995-96 (10-16, 6-10 TAAC)

Coach: Carter Wilson

| | | | |
|-------|--------------------------------|----|-------|
| 11/24 | Morris Brown..... | hL | 78-80 |
| 11/26 | at Tennessee..... | aL | 59-74 |
| 12/5 | at Memphis..... | aL | 69-89 |
| 12/7 | at Tennessee-Martin..... | aL | 68-90 |
| 12/9 | at Arkansas State..... | aW | 72-57 |
| 12/12 | Georgia Southern..... | hW | 60-58 |
| 12/19 | Arkansas State..... | aL | 67-74 |
| 12/22 | at Grambling State..... | aW | 76-66 |
| 12/28 | at Tulane..... | aL | 55-62 |
| 12/30 | Winthrop..... | hW | 87-76 |
| 1/4 | at Campbell..... | aL | 57-60 |
| 1/6 | at College of Charleston..... | aL | 78-91 |
| 1/11 | Florida International..... | hW | 75-68 |
| 1/13 | Florida Atlantic..... | hW | 62-60 |
| 1/18 | at Stetson..... | aL | 61-73 |
| 1/20 | UCF..... | hL | 75-95 |
| 1/25 | at Samford..... | aL | 73-76 |
| 1/27 | at Jacksonville State..... | aL | 65-83 |
| 2/1 | Southeastern Louisiana..... | hW | 86-81 |
| 2/3 | Mercer..... | hL | 90-96 |
| 2/8 | at Southeastern Louisiana..... | aL | 86-91 |
| 2/10 | at Centenary..... | aL | 76-79 |
| 2/17 | at Mercer..... | aW | 74-66 |
| 2/19 | Centenary..... | hW | 74-58 |
| 2/22 | Jacksonville State..... | hW | 82-76 |
| 2/24 | Samford..... | hL | 72-93 |

1996-97 (10-17, 6-10 TAAC)

Coach: Carter Wilson

| | | | |
|-------|-----------------------------------|----|-------|
| 11/22 | Southern Wesleyan..... | hW | 73-57 |
| 11/26 | at Georgia..... | aL | 47-85 |
| 12/1 | at Tennessee..... | aL | 53-70 |
| 12/7 | at Auburn..... | aL | 48-66 |
| 12/11 | Covenant..... | hW | 82-72 |
| 12/14 | at Troy..... | aL | 79-90 |
| 12/16 | at Winthrop..... | aL | 64-73 |
| 12/21 | at Georgia Southern..... | aW | 68-49 |
| 12/30 | Troy..... | hW | 71-56 |
| 1/2 | Campbell..... | hL | 64-65 |
| 1/4 | College of Charleston..... | hL | 63-88 |
| 1/9 | at Florida International..... | aL | 59-73 |
| 1/11 | at Florida Atlantic..... | aL | 67-81 |
| 1/13 | UNC Asheville..... | hL | 72-73 |
| 1/16 | Stetson..... (OT) | hW | 57-52 |
| 1/18 | at UCF..... | aL | 68-85 |
| 1/23 | Samford..... (OT) | hW | 58-55 |
| 1/23 | Jacksonville State..... | hL | 70-75 |
| 1/25 | at Southeastern Louisiana..... | aL | 71-74 |
| 1/30 | at Centenary..... (OT) | aW | 96-86 |
| 2/1 | at Mercer..... | aW | 80-72 |
| 2/3 | Southeastern Louisiana..... | hL | 68-77 |
| 2/6 | Centenary..... | hW | 74-61 |
| 2/8 | Mercer..... | hW | 82-57 |
| 2/18 | at Jacksonville State..... (OT) | aL | 79-82 |
| 2/22 | at Samford..... | aL | 74-86 |
| 2/27 | Florida International (TAAC)..... | nL | 57-70 |

TAAC Tournament: Charleston, S.C.

1997-98 (16-12, 11-5 TAAC)

Coach: Charles "Lefty" Driesell

| | | | |
|-------|-----------------------------------|----|--------|
| 11/15 | at Georgetown (1)..... | aL | 72-89 |
| 11/16 | at VCU (2)..... | aL | 54-55 |
| 11/19 | Loyola-Chicago..... | hW | 73-58 |
| 11/22 | USC-Aiken..... | hW | 83-67 |
| 11/26 | at UNC Asheville..... | aL | 64-74 |
| 12/10 | Augusta State..... | hW | 93-64 |
| 12/12 | at Miami, Fla. | aL | 64-80 |
| 12/18 | Detroit..... | hL | 64-74 |
| 12/30 | Eastern Kentucky..... | hL | 59-68 |
| 1/3 | Stetson..... | hL | 65-69 |
| 1/5 | UCF..... | hW | 76-70 |
| 1/8 | Florida International..... | hW | 95-93 |
| 1/10 | at Florida Atlantic..... | aW | 77-54 |
| 1/15 | at Troy..... | aW | 74-58 |
| 1/17 | at Centenary..... | aL | 69-75 |
| 1/22 | Jacksonville State..... | hW | 77-63 |
| 1/24 | Samford..... | hW | 78-61 |
| 1/31 | at Campbell..... | aW | 82-58 |
| 2/2 | at College of Charleston..... | aL | 52-79 |
| 2/7 | Mercer..... | hW | 84-70 |
| 2/10 | Norfolk State..... | hW | 105-86 |
| 2/12 | Centenary..... | hW | 88-70 |
| 2/14 | Troy..... | hW | 95-79 |
| 2/17 | at Mercer..... | aW | 73-57 |
| 2/19 | at Samford..... | aL | 62-85 |
| 2/21 | at Jacksonville State..... | aL | 58-63 |
| 2/26 | Stetson (TAAC)..... | nW | 80-59 |
| 2/27 | Florida International (TAAC)..... | nL | 80-82 |

1-U.S. Air Arena, Landover, Md.

2-Richmond (Va.) Coliseum

TAAC Tournament: College of Charleston (Charleston, S.C.)



YEAR-BY-YEAR SCORES

1998-99 (17-13, 11-5 TAAC)

Coach: Charles "Lefty" Driesell

| | | | |
|-------|-------------------------------|----|-------|
| 11/18 | Georgetown (1)..... | hL | 68-83 |
| 11/21 | North Florida..... | hW | 84-74 |
| 11/25 | at Norfolk State..... | aL | 76-91 |
| 11/29 | at Kansas State..... | aL | 71-78 |
| 12/3 | Coppin State (2)..... | nL | 56-66 |
| 12/4 | at Hawaii (2)..... | aW | 72-62 |
| 12/10 | Southern..... | hL | 78-80 |
| 12/18 | Miami (Fla.)..... | hL | 55-76 |
| 12/22 | VCU..... | hW | 99-80 |
| 12/28 | North Carolina A&T..... | hW | 72-51 |
| 12/30 | at Eastern Kentucky..... | aW | 61-56 |
| 1/2 | at Florida Atlantic..... (OT) | aL | 90-97 |
| 1/4 | at UCF..... | aL | 70-86 |
| 1/7 | Florida Atlantic..... | hW | 87-70 |
| 1/9 | UCF..... | hW | 81-76 |
| 1/14 | Campbell..... | hW | 87-64 |
| 1/16 | at Troy..... | aW | 90-81 |
| 1/19 | at Mercer..... | aW | 86-76 |
| 1/23 | Samford..... | hL | 62-77 |
| 1/25 | at Jacksonville State..... | aW | 66-63 |
| 1/28 | Jacksonville..... | hW | 68-54 |
| 1/30 | Stetson..... | hW | 76-61 |
| 2/7 | at Fresno State..... | aL | 62-83 |
| 2/8 | at Centenary..... | aL | 67-69 |
| 2/11 | Jacksonville State..... | hW | 73-40 |
| 2/13 | at Samford..... | aW | 57-54 |
| 2/19 | at Campbell..... | aL | 73-80 |
| 2/20 | Mercer..... | hW | 74-44 |
| 2/25 | at Jacksonville (TAAC)..... | aW | 78-56 |
| 2/26 | UCF (TAAC)..... | nL | 60-67 |

1-Georgia Dome, Atlanta, Ga.

2-Stan Sheriff Center, Honolulu, Hawaii

TAAC Tournament: Jacksonville (Veterans Coliseum)

1999-00 (17-12, 13-5 TAAC)

Coach: Charles "Lefty" Driesell

TAAC CO-CHAMPIONS (Regular Season)

| | | | |
|-------|----------------------------|----|--------|
| 11/19 | Fresno State..... | hL | 64-74 |
| 11/24 | at Tulsa..... | aL | 73-100 |
| 11/27 | at Detroit..... | aL | 65-79 |
| 12/1 | Creighton..... | hL | 54-58 |
| 12/4 | at Bradley..... | aL | 73-89 |
| 12/7 | at Jacksonville State..... | aL | 79-81 |
| 12/18 | Central Michigan..... | hW | 74-66 |
| 12/20 | at Southern..... | aW | 83-73 |
| 12/29 | Kansas State..... | hL | 61-74 |
| 1/4 | Campbell..... | hL | 64-69 |
| 1/8 | Jacksonville..... | hW | 67-57 |
| 1/10 | Stetson..... | hW | 79-64 |
| 1/13 | at UCF..... | aL | 67-72 |
| 1/15 | at Florida Atlantic..... | aW | 89-67 |
| 1/20 | at Troy..... | aW | 83-77 |
| 1/22 | Mercer..... | hW | 66-51 |
| 1/25 | at Samford..... | aW | 69-51 |
| 1/29 | Troy..... | hL | 58-72 |
| 1/31 | at Mercer..... | aW | 68-53 |
| 2/3 | Jacksonville State..... | hW | 91-77 |
| 2/5 | Samford..... | hL | 57-58 |
| 2/7 | Alabama A&M..... | hW | 69-64 |
| 2/12 | at Campbell..... | aW | 66-64 |
| 2/17 | at Stetson..... | aW | 74-66 |
| 2/19 | at Jacksonville..... | aW | 68-67 |

| | | | |
|------|------------------------------|----|-------|
| 2/24 | Florida Atlantic..... | hW | 86-62 |
| 2/26 | UCF..... | hW | 78-63 |
| 3/2 | Florida Atlantic (TAAC)..... | nW | 77-54 |
| 3/3 | Samford (TAAC)..... | nL | 80-83 |

TAAC Tournament: Jacksonville (Veterans Coliseum)

2000-01 (29-5, 16-2 TAAC)

Coach: Charles "Lefty" Driesell

TAAC CHAMPIONS

(Regular Season and Tournament)

NCAA Second Round

| | | | |
|-------|------------------------------|----|-------|
| 11/17 | at Georgia..... | aW | 91-79 |
| 11/20 | Savannah State..... | hW | 88-45 |
| 11/25 | at Alabama A&M..... | aW | 82-73 |
| 11/29 | Bradley..... | hW | 67-54 |
| 12/1 | Valdosta State..... | hW | 83-54 |
| 12/4 | Samford..... | hW | 64-50 |
| 12/6 | Morris Brown..... | hW | 84-70 |
| 12/9 | at Creighton..... | aL | 74-81 |
| 12/21 | at Hawaii (1)..... | aW | 65-64 |
| 12/22 | UAB (1)..... | nW | 74-63 |
| 12/23 | CS Northridge (1)..... | nW | 97-88 |
| 1/2 | at Campbell..... | aW | 77-67 |
| 1/6 | at Stetson..... | aL | 66-71 |
| 1/8 | at Jacksonville..... | aW | 93-82 |
| 1/11 | Florida Atlantic..... | hW | 96-77 |
| 1/13 | UCF..... | hW | 97-75 |
| 1/18 | at Mercer..... | aW | 87-81 |
| 1/20 | at Troy..... | aL | 67-74 |
| 1/23 | Jacksonville State..... | hW | 76-52 |
| 1/27 | Mercer..... | hW | 86-77 |
| 1/29 | Troy..... | hW | 79-75 |
| 2/1 | at Samford..... | aW | 73-62 |
| 2/3 | at Jacksonville State..... | aW | 75-58 |
| 2/10 | Campbell..... | hW | 95-67 |
| 2/12 | at New Mexico..... | aL | 78-91 |
| 2/15 | Jacksonville..... | hW | 90-82 |
| 2/17 | Stetson..... | hW | 68-65 |
| 2/22 | at UCF..... | aW | 90-85 |
| 2/24 | at Florida Atlantic..... | aW | 88-79 |
| 3/1 | Florida Atlantic (TAAC)..... | hW | 96-57 |
| 3/2 | Samford (TAAC)..... | hW | 66-56 |
| 3/3 | Troy (TAAC)..... | hW | 79-55 |
| 3/15 | Wisconsin (NCAA)..... | nW | 50-49 |
| 3/17 | Maryland (NCAA)..... | nL | 60-79 |

1-Nike Festival: Honolulu, Hawaii

TAAC Tournament: Georgia State (Sports Arena)

NCAA West Regional: Boise, Idaho

TAAC RENAMED ATLANTIC SUN CONFERENCE FOR 2001-02

2001-02 (20-11, 14-6 A-Sun)

Coach: Charles "Lefty" Driesell

A-SUN CHAMPIONS (Regular Season)

NATIONAL INVITATION TOURNAMENT

| | | | |
|-------|--------------------------------|----|--------|
| 11/10 | Clark-Atlanta..... (Exh.) | hW | 88-72 |
| 11/12 | Life University..... (Exh.) | hW | 128-79 |
| 11/17 | Valdosta State..... | hW | 82-71 |
| 11/24 | at Central Michigan..... | aL | 52-76 |
| 11/27 | Charleston Southern..... | hW | 67-56 |
| 12/1 | at Belmont..... | aL | 59-68 |
| 12/4 | Georgia (1)..... | hW | 83-78 |
| 12/6 | Mercer..... | hW | 90-79 |
| 12/12 | Campbell..... | hW | 85-71 |
| 12/16 | Mississippi State (2)..... | hL | 63-72 |
| 12/21 | Saint Joseph's (3)..... | nW | 95-90 |
| 12/22 | College of Charleston (3)..... | nL | 63-70 |
| 1/2 | Troy..... | hW | 84-67 |
| 1/5 | at Florida Atlantic..... | aL | 77-90 |
| 1/7 | at UCF..... (OT) | aW | 92-84 |
| 1/10 | Stetson..... | hW | 89-73 |
| 1/12 | Jacksonville..... | hL | 72-84 |
| 1/17 | at Jacksonville State..... | aL | 75-81 |
| 1/19 | at Samford..... | aL | 59-63 |
| 1/23 | at Campbell..... | aW | 81-64 |
| 1/26 | Jacksonville State..... | hW | 80-61 |
| 1/28 | Samford..... | hW | 60-48 |
| 2/2 | at Jacksonville..... (OT) | aW | 81-75 |
| 2/4 | at Stetson..... | aW | 94-79 |
| 2/7 | UCF..... | hL | 73-83 |
| 2/8 | Florida Atlantic..... | hW | 76-71 |
| 2/14 | at Mercer..... | aW | 82-74 |
| 2/16 | at Troy..... | aW | 102-88 |
| 2/21 | Belmont..... | hW | 71-69 |
| 2/28 | Belmont (A-Sun)..... | nW | 82-79 |
| 3/1 | UCF (A-Sun)..... | aW | 82-64 |
| 3/3 | Florida Atlantic (A-Sun)..... | nL | 75-76 |
| 3/13 | at Tennessee Tech (NIT)..... | aL | 62-64 |

1-Georgia Dome, Atlanta, Ga.;

2-Chick-fil-A Peach Bowl Classic, Philips Arena,

3-Tournament of Champions, Charlotte Coliseum,

Charlotte, N.C.

A-Sun Tournament: UCF (UCF Arena, Orlando, Fla.)



CHAMPIONS:

Lefty Driesell's Panthers finished first in the TAAC regular season three straight years from 2000-02 and added the TAAC tournament title in 2001 to reach the NCAA Tournament.



YEAR-BY-YEAR SCORES

2002-03 (14-15, 8-8 A-Sun)

Coaches: Charles "Lefty" Driesell, Michael Perry

| | | | |
|-------|-------------------------------|----|--------|
| 11/2 | West Georgia..... (Exh.) | hW | 77-76 |
| 11/19 | Georgia College..... (Exh.) | hW | 75-60 |
| 11/23 | North Carolina A&T (1)..... | hW | 76-44 |
| 11/26 | at Auburn..... | aL | 71-100 |
| 11/30 | St. Andrew's (N.C.)..... | hW | 95-80 |
| 12/4 | Furman..... | hW | 70-64 |
| 12/5 | Alabama State..... (OT) | hL | 77-82 |
| 12/14 | at South Alabama (2)..... | aL | 68-81 |
| 12/18 | at Mississippi State (3)..... | aL | 54-78 |
| 12/21 | at Oklahoma..... | aL | 62-89 |
| 12/28 | at Charleston Southern..... | aL | 75-80 |
| 1/2 | at Furman..... | aW | 73-62 |
| 1/4 | Gardner-Webb..... | hW | 56-53 |
| 1/6 | Campbell..... | hW | 92-59 |
| 1/11 | at Jacksonville State..... | aL | 76-89 |
| 1/13 | Tennessee State..... | hW | 107-71 |
| 1/18 | at Samford..... | aL | 78-80 |
| 1/20 | at Belmont..... (2OT) | aW | 69-66 |
| 1/23 | Florida Atlantic..... | hW | 66-64 |
| 1/25 | UCF..... (2OT) | hL | 74-81 |
| 1/31 | at Stetson..... | aW | 78-71 |
| 2/6 | at Troy..... | aL | 81-99 |
| 2/8 | at Mercer..... | aL | 80-88 |
| 2/13 | Belmont..... | hL | 57-72 |
| 2/15 | Samford..... (2OT) | hL | 74-78 |
| 2/18 | Jacksonville..... | hW | 71-69 |
| 2/21 | Jacksonville State..... (OT) | hL | 76-78 |
| 2/27 | at Campbell..... | aW | 88-72 |
| 3/1 | at Gardner-Webb..... | aW | 64-58 |
| 3/6 | Belmont (A-Sun)..... | hW | 76-58 |
| 3/7 | Troy (A-Sun)..... | hL | 61-71 |

1-Forbes Arena (Morehouse College, Atlanta, Ga.)

2-Coors Classic; 3-at Jackson, Miss.

A-Sun Tournament: Georgia State (Georgia State Sports Arena, Atlanta, Ga.)

NOTE: Lefty Driesell retired Jan. 3, 2003

2003-04 (20-9, 14-6 A-Sun)

Coach: Michael Perry

| | | | |
|-------|---------------------------|----|--------|
| 11/7 | USC Aiken (1)..... (Exh.) | hW | 89-58 |
| 11/13 | Clark Atlanta..... (Exh.) | hW | 111-78 |
| 11/17 | at Utah (2)..... | aL | 38-46 |
| 11/21 | Anderson (S.C.)..... | hW | 79-62 |
| 12/1 | Tulsa (3)..... | hW | 72-67 |
| 12/4 | Belmont..... | hL | 58-76 |
| 12/6 | Lipscomb..... | hW | 89-81 |
| 12/12 | South Alabama..... | hW | 88-56 |
| 12/20 | at Tennessee..... | aL | 71-87 |
| 12/22 | at Auburn..... | aW | 77-72 |
| 12/31 | West Florida..... | hW | 105-73 |
| 1/3 | at UCF..... | aL | 60-70 |
| 1/5 | at Florida Atlantic..... | aW | 79-76 |
| 1/8 | Campbell..... | hW | 89-68 |
| 1/11 | Gardner-Webb..... | hW | 92-64 |
| 1/13 | Troy..... | hW | 84-83 |
| 1/16 | Mercer..... | hW | 79-66 |
| 1/22 | at Jacksonville..... | aW | 66-58 |
| 1/24 | at Stetson..... | aW | 93-62 |
| 1/27 | at Mercer..... | aL | 55-73 |
| 1/30 | Jacksonville..... | hL | 75-77 |
| 2/1 | Stetson..... (OT) | hL | 65-66 |
| 2/6 | at Troy..... | aL | 69-85 |

| | | | |
|------|-----------------------|----|-------|
| 2/12 | at Gardner-Webb..... | aW | 72-60 |
| 2/14 | at Campbell..... | aW | 90-67 |
| 2/19 | Florida Atlantic..... | hW | 90-76 |
| 2/21 | UCF..... | hW | 63-61 |
| 2/26 | at Lipscomb..... | aW | 82-72 |
| 2/28 | at Belmont..... (OT) | aW | 72-70 |
| 3/4 | Stetson (A-Sun)..... | nW | 55-47 |
| 3/5 | Troy (A-Sun)..... | nL | 62-63 |

1-Georgia Dome, Atlanta, Ga.; 2-Preseason NIT

3-Gwinnett Arena, Duluth, Ga.

A-Sun Tournament: Belmont

(Curb Event Center, Nashville, Tenn.)

2004-05 (14-15, 11-9 A-Sun)

Coach: Michael Perry

| | | | |
|-------|-----------------------------|----|-------|
| 11/5 | Augusta State..... (Exh.) | hW | 65-52 |
| 11/13 | North Alabama..... (Exh.) | hL | 83-85 |
| 11/20 | Southern Miss (1)..... | nW | 70-68 |
| 11/21 | at Nevada (1)..... | aL | 55-76 |
| 11/26 | at Kentucky..... | aL | 59-77 |
| 11/28 | Louisiana-Lafayette..... | hW | 85-78 |
| 12/2 | at Jacksonville..... (OT) | aL | 75-78 |
| 12/4 | at Stetson..... | aL | 70-79 |
| 12/7 | Delta State..... | hW | 88-68 |
| 12/11 | at Charlotte..... | aL | 72-77 |
| 12/20 | at Louisiana-Lafayette..... | aL | 50-67 |
| 12/29 | at Texas Tech..... | aL | 56-98 |
| 1/3 | UCF..... | hW | 76-63 |
| 1/5 | Florida Atlantic..... | hW | 75-73 |
| 1/8 | at Lipscomb..... (OT) | aL | 57-59 |
| 1/10 | at Belmont..... | aL | 46-59 |
| 1/13 | at Troy..... | aW | 96-89 |
| 1/15 | Campbell..... | hW | 92-68 |
| 1/17 | Gardner-Webb..... | hL | 74-83 |
| 1/23 | Mercer..... | hW | 72-61 |
| 1/26 | Troy..... | hL | 73-84 |
| 1/28 | at Mercer..... | aW | 65-60 |
| 2/3 | at Gardner-Webb..... | aW | 70-68 |
| 2/5 | at Campbell..... | aW | 78-73 |
| 2/11 | Belmont..... | hL | 59-69 |
| 2/13 | Lipscomb..... | hW | 86-62 |
| 2/17 | at Florida Atlantic..... | aW | 80-76 |
| 2/19 | at UCF..... | aL | 65-70 |
| 2/25 | Jacksonville..... | hL | 67-81 |
| 2/27 | Stetson..... | hW | 84-63 |
| 3/3 | Belmont (A-Sun)..... | aL | 61-67 |

1-Thorp Classic, Lawlor Events Center, Reno, Nev.

A-Sun Tournament: Belmont

(Curb Event Center, Nashville, Tenn.)

GEORGIA STATE JOINED THE CAA IN 2005-06

2005-06 (7-22, 3-15 CAA)

Head Coach: Michael Perry

| | | | |
|-------|------------------------------|----|--------|
| 11/2 | Ga. Southwestern..... (Exh.) | hW | 105-61 |
| 11/11 | USC Aiken..... (Exh.) | hW | 89-64 |
| 11/22 | Delaware..... | hW | 99-72 |
| 11/26 | Charlotte..... | hL | 68-73 |
| 11/29 | Louisiana Lafayette..... | hW | 76-61 |
| 12/2 | George Mason..... | hL | 51-81 |
| 12/6 | Kentucky (1)..... | hL | 46-73 |
| 12/10 | Georgia (2)..... | nL | 61-72 |
| 12/17 | at Alabama..... | aL | 58-85 |
| 12/20 | at VCU..... | aL | 54-67 |

| | | | |
|-------|-----------------------------------|----|-------|
| 12/30 | at Alabama State..... | aW | 66-49 |
| 1/2 | at Louisiana Lafayette..... | aL | 70-76 |
| 1/5 | at Northeastern..... | aL | 63-89 |
| 1/7 | at Hofstra..... | aL | 53-69 |
| 1/12 | Old Dominion..... | hL | 62-77 |
| 1/14 | William & Mary..... | hW | 79-70 |
| 1/19 | at Drexel..... | aL | 57-73 |
| 1/21 | at Towson..... | aL | 62-66 |
| 1/26 | Northeastern..... | hL | 54-68 |
| 1/28 | VCU..... (OT) | hL | 68-79 |
| 1/30 | at Savannah State..... | aW | 80-59 |
| 2/2 | at James Madison..... | aW | 77-53 |
| 2/4 | at William & Mary..... | aL | 73-90 |
| 2/9 | Hofstra..... | hL | 70-76 |
| 2/11 | UNC Wilmington..... | hL | 57-69 |
| 2/15 | at Old Dominion..... | aL | 56-75 |
| 2/18 | at College of Charleston (3)..... | aL | 75-83 |
| 2/23 | Towson..... | hL | 69-70 |
| 2/25 | at UNC Wilmington..... | aL | 56-68 |
| 3/3 | Towson (CAA)..... | nW | 72-64 |
| 3/4 | George Mason (CAA)..... (OT) | nL | 56-61 |

1-Philips Arena, Atlanta, Ga.

2-Gwinnett Arena, Duluth, Ga.

3-ESPN Bracketbusters

CAA Tournament: Richmond (Va.) Coliseum

2006-07 (11-20, 5-13 CAA)

Head Coach: Michael Perry

| | | | |
|-------|-------------------------------|----|--------|
| 11/7 | Clark-Atlanta (1)..... (Exh.) | hW | 68-49 |
| 11/11 | College of Charleston..... | hL | 66-72 |
| 11/16 | at Georgia Tech..... | aL | 74-103 |
| 11/19 | Winston-Salem State..... | hW | 94-87 |
| 11/21 | Alabama State..... | hW | 70-59 |
| 11/25 | at Charlotte..... | aL | 63-72 |
| 11/30 | Savannah State..... | hW | 70-60 |
| 12/2 | at Hofstra..... | aL | 59-62 |
| 12/7 | Florida State..... | hL | 55-87 |
| 12/16 | at Alabama State..... | aW | 64-56 |
| 12/20 | at Iowa..... | aL | 59-101 |



SHERNARD LONG shoots against Maryland in 2001 NCAA Tournament. Georgia State knocked off Wisconsin in the first round before falling to Maryland.



YEAR-BY-YEAR SCORES



CHAMPIONS:
The Panthers won the Dr Pepper Classic in Chattanooga during the 2010-11 season. Dante Curry was named Tournament MVP while Eric Buckner earned all-tournament honors.

| | | |
|-------|-------------------------------|--------|
| 12/31 | at Clemson.....aL | 57-67 |
| 1/3 | Drexel.....hL | 55-61 |
| 1/6 | Towson.....(2 OT) hW | 87-71 |
| 1/8 | William & Mary.....hL | 43-57 |
| 1/10 | at Northeastern.....aL | 69-84 |
| 1/13 | at UNC Wilmington.....(OT) aW | 59-54 |
| 1/17 | at Delaware.....aW | 61-44 |
| 1/20 | James Madison.....hL | 52-59 |
| 1/24 | Hofstra.....hL | 63-76 |
| 1/27 | at William & Mary.....aL | 65-81 |
| 1/29 | at Old Dominion.....aL | 57-92 |
| 1/31 | UNC Wilmington.....hW | 72-60 |
| 2/3 | at VCU.....aL | 71-100 |
| 2/7 | Old Dominion.....hL | 55-68 |
| 2/10 | at Towson.....aL | 65-92 |
| 2/14 | Northeastern.....hW | 71-65 |
| 2/17 | Elon (2).....hW | 63-53 |
| 2/20 | at George Mason.....aL | 54-60 |
| 2/24 | VCU.....hL | 70-72 |
| 3/2 | William & Mary (CAA).....nW | 70-68 |
| 3/3 | VCU (CAA).....nL | 60-73 |

1-Georgia Dome, Atlanta, Ga.

2-ESPN Bracketbusters

CAA Tournament: Richmond (Va.) Coliseum

2007-08 (9-21, 5-13 CAA)

Head Coach: Rod Barnes

| | | |
|-------|-------------------------------|-------|
| 11/6 | Clark-Atlanta.....(Exh.) hW | 94-62 |
| 11/10 | UAB.....hL | 63-86 |
| 11/17 | at Elon.....aL | 49-71 |
| 11/20 | at Florida State.....aL | 48-78 |
| 11/24 | Troy.....hW | 97-92 |
| 11/28 | at Jacksonville.....aW | 65-60 |
| 12/1 | Old Dominion.....hL | 64-72 |
| 12/5 | Georgia Tech.....hL | 67-72 |
| 12/8 | at Winston-Salem State.....aL | 61-67 |
| 12/15 | UTSA.....(OT) hW | 76-71 |
| 12/22 | at Coastal Carolina.....aL | 68-79 |
| 12/29 | Bethune Cookman.....hL | 56-60 |
| 1/2 | George Mason.....hW | 66-64 |
| 1/5 | at Northeastern.....aL | 62-64 |
| 1/10 | at VCU.....aL | 47-49 |
| 1/12 | William & Mary.....hL | 58-60 |
| 1/16 | at Drexel.....aL | 51-58 |
| 1/19 | UNC Wilmington.....hL | 61-68 |
| 1/23 | at Towson.....aL | 57-58 |
| 1/26 | at Delaware.....aW | 54-53 |
| 1/30 | Drexel.....hW | 64-58 |
| 2/2 | at Old Dominion.....aL | 50-73 |

| | | |
|------|----------------------------------|-------|
| 2/6 | VCU.....(OT) hL | 60-65 |
| 2/9 | at Hofstra.....aL | 45-57 |
| 2/13 | Delaware.....hL | 48-51 |
| 2/16 | Northeastern.....hW | 57-55 |
| 2/20 | at UNC Wilmington.....aL | 72-77 |
| 2/23 | at Jacksonville State (1).....aW | 85-78 |
| 2/27 | Towson.....hW | 79-63 |
| 3/1 | at James Madison.....aL | 60-70 |
| 3/7 | William & Mary (CAA).....nL | 57-58 |

1-ESPN Bracketbusters

CAA Tournament: Richmond (Va.) Coliseum

2008-09 (12-20, 8-10 CAA)

Head Coach: Rod Barnes

| | | |
|-------|---------------------------------|-------|
| 10/30 | Oglethorpe.....(Exh.) hW | 85-80 |
| 11/6 | Clark-Atlanta.....(Exh.) hW | 94-62 |
| 11/14 | Bowling Green (1).....(OT) nL | 76-77 |
| 11/15 | Concordia-St. Paul (1).....nW | 67-63 |
| 11/16 | at Minnesota (1).....aL | 52-60 |
| 11/19 | Southern Poly.....hW | 82-64 |
| 11/22 | Jacksonville State.....(2OT) hL | 73-80 |
| 11/25 | at Troy.....aL | 63-68 |
| 12/3 | Hampton.....hL | 53-62 |
| 12/6 | at UNC Wilmington.....aW | 68-46 |
| 12/13 | Florida State.....hL | 57-62 |
| 12/17 | at Georgia Tech.....aL | 64-84 |
| 12/20 | Coastal Carolina.....hL | 52-69 |
| 12/29 | UTSA.....aL | 48-60 |
| 1/3 | Old Dominion.....hW | 55-54 |
| 1/5 | at George Mason.....aL | 52-58 |
| 1/7 | Northeastern.....hL | 54-68 |
| 1/10 | Drexel.....hL | 50-53 |
| 1/13 | at Old Dominion.....aL | 56-73 |
| 1/17 | Towson.....hW | 68-46 |
| 1/21 | VCU.....hL | 50-65 |
| 1/24 | at Delaware.....aL | 48-60 |
| 1/28 | at Drexel.....aL | 47-64 |
| 1/31 | at William & Mary.....aW | 58-51 |
| 2/4 | James Madison.....hL | 69-82 |
| 2/7 | Delaware.....hW | 70-67 |
| 2/11 | at Towson.....(OT) aL | 72-82 |
| 2/14 | UNC Wilmington.....hW | 69-66 |
| 2/18 | at Northeastern.....aW | 70-68 |
| 2/21 | at Eastern Michigan (2).....aW | 63-58 |
| 2/25 | Hofstra.....hW | 76-55 |
| 2/28 | at VCU.....aL | 41-69 |
| 3/6 | Delaware (CAA).....nW | 54-41 |
| 3/7 | VCU (CAA).....nL | 52-61 |

1-NABC Classic, Williams Arena, Minneapolis, Minn.

2-ESPN Bracketbusters

CAA Tournament: Richmond (Va.) Coliseum

2009-10 (12-20, 5-13 CAA)

Head Coach: Rod Barnes

| | | |
|-------|---------------------------------|-------|
| 11/6 | Shorter.....(Exh.) hW | 72-68 |
| 11/12 | at NC State (1).....aL | 53-69 |
| 11/17 | Carver Bible.....hW | 77-53 |
| 11/20 | Drake (2).....nL | 58-65 |
| 11/21 | Howard (2).....nW | 57-33 |
| 11/22 | IUPUI (2).....(OT) nL | 56-67 |
| 11/25 | Utah Valley (3).....aW | 59-52 |
| 11/26 | at South Alabama (3).....aL | 66-70 |
| 11/30 | Jacksonville.....hW | 64-54 |
| 12/5 | at James Madison.....aW | 49-44 |
| 12/13 | at Florida A&M.....aL | 58-60 |
| 12/15 | at Florida State.....aL | 55-62 |
| 12/19 | Eastern Michigan.....hW | 66-65 |
| 12/22 | Georgia Southern.....hW | 85-65 |
| 1/2 | Towson.....hW | 70-61 |
| 1/4 | Drexel.....hL | 57-72 |
| 1/6 | at UNC Wilmington.....aL | 50-57 |
| 1/9 | Northeastern.....hL | 54-66 |
| 1/13 | at George Mason.....aL | 49-52 |
| 1/16 | VCU.....hL | 69-82 |
| 1/20 | UNC Wilmington.....hW | 79-74 |
| 1/23 | at Delaware.....(OT) aL | 74-76 |
| 1/28 | at Old Dominion.....aL | 40-56 |
| 1/30 | at VCU.....aL | 62-78 |
| 2/3 | George Mason.....hW | 61-57 |
| 2/6 | William & Mary.....hL | 56-59 |
| 2/10 | at Northeastern.....aL | 53-62 |
| 2/13 | at Towson.....(OT) aL | 69-74 |
| 2/16 | James Madison.....hW | 77-72 |
| 2/20 | South Carolina State (4).....hW | 67-52 |
| 2/23 | Old Dominion.....hL | 62-75 |
| 2/27 | at Hofstra.....aL | 74-87 |
| 3/5 | Hofstra (CAA).....nL | 67-68 |

1-Glenn Wilkes Classic.

2-Glenn Wilkes Classic, Ocean Center, Daytona Beach, Fla.

3-South Alabama Thanksgiving Classic, Mobile, Ala.

4-ESPN Bracketbusters

CAA Tournament: Richmond (Va.) Coliseum

2010-11 (12-19, 6-12 CAA)

Head Coach: Rod Barnes, Paul Graham

| | | |
|-------|----------------------------------|-------|
| 11/11 | Clark Atlanta.....(Exh.) (OT) hL | 53-56 |
| 11/16 | at McNeese State.....aL | 62-68 |
| 11/19 | Troy.....hW | 80-70 |
| 11/23 | Utah Valley.....hW | 69-56 |
| 11/27 | Samford.....(OT) hL | 61-70 |
| 11/30 | at Hampton.....(OT) aL | 56-60 |
| 12/4 | James Madison.....hW | 64-63 |
| 12/11 | Western Michigan.....hL | 59-61 |
| 12/18 | Florida A&M.....hW | 76-67 |
| 12/22 | at Georgia Southern.....(OT) aL | 72-74 |
| 12/29 | vs. Texas A&M-CC (1).....nW | 72-42 |
| 12/30 | at Chattanooga (1).....aW | 81-76 |
| 1/3 | VCU.....hW | 76-66 |
| 1/5 | at UNC Wilmington.....aL | 56-59 |
| 1/8 | Towson.....hW | 73-65 |
| 1/13 | at James Madison.....aL | 67-79 |
| 1/15 | at George Mason.....aL | 51-66 |
| 1/19 | at VCU.....aL | 54-71 |
| 1/22 | Delaware.....hL | 62-64 |
| 1/24 | at Drexel.....aL | 33-57 |
| 1/26 | Old Dominion.....hL | 48-51 |
| 1/29 | at Northeastern.....aL | 65-70 |

YEAR-BY-YEAR SCORES

| | | |
|------|------------------------------|-------|
| 2/2 | UNC Wilmington..... (OT) hW | 63-58 |
| 2/5 | at Towson.....aW | 63-60 |
| 2/9 | Hofstra.....hL | 68-79 |
| 2/12 | Northeastern..... (OT) hW | 75-71 |
| 2/15 | at Old Dominion.....aL | 43-60 |
| 2/19 | at Louisiana Tech (2).....aL | 45-51 |
| 2/23 | at William & Mary.....aL | 65-69 |
| 2/26 | George Mason.....hL | 58-65 |
| 3/4 | UNC Wilmington (CAA).....nW | 58-52 |
| 3/5 | George Mason (CAA).....nL | 45-68 |

1-Dr Pepper Classic, Chattanooga, Tenn.

2-ESPN Bracketbusters

CAA Tournament: Richmond (Va.) Coliseum

Note: Paul Graham served as interim coach for the CAA Championship

2011-12 (22-12, 11-7 CAA)

Head Coach: Ron Hunter

| | | |
|-------|---------------------------------|-------|
| 10/31 | Southern Poly..... (Exh.) hW | 90-65 |
| 11/5 | Oglethorpe..... (Exh.) hW | 90-49 |
| 11/12 | at Washington (1).....aL | 74-91 |
| 11/13 | vs. Portland (1).....nL | 61-66 |
| 11/14 | vs. Florida Atlantic (1).....nL | 77-84 |
| 11/18 | McNeese State.....hW | 69-50 |
| 11/22 | at Samford.....aW | 55-47 |
| 11/26 | Liberty.....hW | 72-50 |
| 11/29 | at South Carolina State.....aW | 85-54 |
| 12/1 | FIU.....hW | 73-47 |
| 12/3 | William & Mary.....hW | 66-34 |
| 12/10 | Rhode Island.....hW | 96-64 |
| 12/17 | at Utah Valley.....aW | 71-68 |
| 12/22 | Georgia Southern.....hW | 72-52 |
| 1/2 | Drexel.....hW | 58-44 |
| 1/4 | at VCU.....aW | 55-53 |
| 1/7 | at George Mason.....aL | 58-61 |
| 1/12 | UNCW.....hW | 75-61 |
| 1/14 | Towson.....hW | 57-42 |
| 1/18 | at Northeastern.....aL | 57-60 |
| 1/21 | at Delaware..... (2OT) aL | 74-77 |
| 1/23 | James Madison.....hW | 74-58 |
| 1/25 | at Drexel.....aL | 46-68 |
| 1/28 | VCU.....hL | 58-59 |
| 2/1 | at UNCW.....aW | 68-53 |
| 2/4 | at Hofstra.....aW | 59-43 |
| 2/8 | Northeastern.....hW | 61-59 |
| 2/11 | Delaware..... (OT) hL | 77-80 |
| 2/14 | at James Madison.....aW | 67-64 |
| 2/18 | UTSA (2).....hW | 82-71 |
| 2/22 | Old Dominion..... (OT) hL | 60-65 |
| 2/25 | at William & Mary.....aW | 64-60 |
| 3/2 | Hofstra (CAA).....nW | 85-60 |
| 3/3 | George Mason (CAA).....nL | 59-61 |
| 3/13 | Tennessee Tech (3).....hW | 74-43 |
| 3/17 | at Mercer (3).....aL | 59-64 |

1-World Vision Classic, Seattle, Wash.

2-ESPN Bracketbusters

3-CollegeInsider.com Postseason Tournament

CAA Tournament: Richmond (Va.) Coliseum

2012-13 (15-16, 10-8 CAA)

Head Coach: Ron Hunter

| | | |
|-------|----------------------------------|-------|
| 10/29 | Life..... (Exh.) hW | 85-62 |
| 11/4 | Albany State..... (Exh.) hW | 80-60 |
| 11/9 | at Duke.....aL | 55-74 |
| 11/13 | at BYU (1).....aL | 62-80 |
| 11/19 | Monmouth (2).....hW | 62-49 |
| 11/20 | Tennessee State (2).....hW | 59-57 |
| 11/21 | South Alabama (2).....aW | 75-73 |
| 11/26 | East Carolina.....hL | 53-62 |
| 11/30 | Louisiana Tech.....hL | 68-86 |
| 12/2 | at Liberty.....aW | 67-66 |
| 12/8 | Southern Poly.....hW | 86-58 |
| 12/15 | at Troy.....aL | 56-57 |
| 12/18 | Southern Miss.....hL | 67-69 |
| 12/22 | at Rhode Island.....aL | 60-65 |
| 12/29 | at Georgia Southern..... (OT) aL | 64-68 |
| 1/2 | Drexel.....hL | 60-77 |
| 1/5 | James Madison.....hW | 68-52 |
| 1/7 | at Hofstra.....aL | 50-52 |
| 1/12 | Delaware.....hL | 83-86 |
| 1/16 | William & Mary.....hW | 74-58 |
| 1/19 | at Old Dominion.....aW | 69-54 |
| 1/21 | at Towson.....aW | 71-69 |
| 1/23 | UNCW.....hW | 81-63 |
| 1/26 | at Drexel.....aL | 57-68 |
| 1/30 | at Northeastern.....aW | 78-73 |
| 2/2 | Old Dominion.....hW | 83-63 |
| 2/6 | at UNCW.....aL | 72-76 |
| 2/9 | Towson..... (OT) hL | 82-90 |
| 2/13 | Hofstra.....hW | 61-43 |
| 2/16 | at George Mason.....aW | 78-60 |
| 2/18 | at William & Mary.....aL | 63-75 |
| 2/23 | at James Madison.....aW | 66-62 |
| 2/27 | Northeastern..... (OT) hL | 84-90 |

1-Coaches vs. Cancer Classic, Provo, Utah

2-Coaches vs. Cancer Classic, Atlanta, Ga.



OVERTIME GAMES

Record in All Overtime Games: 29-40

Record in Double Overtime Games: 5-4

Most Overtime Games in a Season: 5 in 2002-03 and 2010-11

| | | | |
|----------|-----------------------|-------|---------|
| 1971-72 | LSU-New Orleans | W | 105-103 |
| 1972-73 | LSU-New Orleans | L | 72-75 |
| 1972-73 | Georgia Southern | W | 97-96 |
| 1973-74 | Birmingham Southern | (2) W | 79-71 |
| 1973-74 | Nebraska | L | 75-78 |
| 1976-77 | Clark Atlanta | W | 68-66 |
| 1976-77 | Rider | (2) W | 104-99 |
| 1976-77 | Samford | W | 95-94 |
| 1976-77 | South Alabama (SB) | W | 82-81 |
| 1977-78 | VCU | L | 69-71 |
| 1977-78 | Gannon | L | 76-80 |
| 1977-78 | South Florida | (2) W | 92-84 |
| 1978-79 | South Alabama | L | 70-84 |
| 1978-79 | Morris Brown | L | 90-92 |
| 2/16/85 | Samford | (2) L | 77-79 |
| 12/16/85 | Valdosta State | W | 103-99 |
| 1/2/86 | Houston Baptist | W | 71-70 |
| 1/18/86 | Samford | W | 74-73 |
| 1/19/87 | Arkansas-Little Rock | L | 86-89 |
| 1/16/88 | Centenary | W | 104-91 |
| 12/17/88 | Mercer | L | 89-90 |
| 2/8/90 | Hardin-Simmons | L | 92-93 |
| 12/8/90 | Stephen F. Austin | W | 65-60 |
| 1/5/91 S | Stephen F. Austin | W | 73-66 |
| 2/14/91 | Georgia Southern | W | 90-86 |
| 12/19/91 | Mercer | W | 79-78 |
| 12/21/91 | UCF | L | 94-95 |
| 12/28/91 | Mount St. Mary's | L | 92-97 |
| 2/4/92 | Faulkner | W | 108-101 |
| 1/14/93 | Florida International | L | 68-69 |
| 1/13/97 | Stetson | W | 57-52 |
| 1/18/97 | Samford | W | 58-55 |
| 1/30/07 | Centenary | W | 96-86 |
| 2/18/97 | Jacksonville State | L | 79-82 |
| 1/4/99 | Florida Atlantic | L | 90-97 |
| 1/7/02 | UCF | W | 92-84 |
| 2/2/02 | Jacksonville | W | 81-75 |
| 12/5/02 | Alabama State | L | 77-82 |
| 1/20/03 | Belmont | (2) W | 69-66 |
| 1/25/03 | UCF | (2) L | 74-81 |
| 2/15/03 | Samford | (2) L | 74-78 |
| 2/21/03 | Jacksonville State | L | 76-78 |
| 2/1/04 | Stetson | L | 65-66 |
| 2/28/04 | Belmont | W | 72-70 |
| 1/8/05 | Lipscomb | L | 57-59 |
| 12/2/04 | Jacksonville | L | 75-78 |
| 1/28/06 | VCU | L | 68-79 |
| 3/4/06 | George Mason (CAA) | L | 56-61 |
| 1/6/07 | Towson | (2) W | 87-81 |
| 1/13/07 | UNC Wilmington | W | 59-54 |
| 12/15/07 | UTSA | W | 76-71 |
| 2/6/08 | VCU | L | 60-65 |

| | | | |
|----------|---------------------|-------|-------|
| 11/14/08 | Bowling Green | L | 76-77 |
| 11/22/08 | Jacksonville State | L | 73-80 |
| 2/11/09 | Towson | L | 72-82 |
| 11/22/09 | IUPUI | L | 56-67 |
| 1/23/10 | Delaware | L | 74-76 |
| 2/13/10 | Towson | L | 69-74 |
| 11/27/10 | Samford | L | 61-70 |
| 11/30/10 | Hampton | L | 56-60 |
| 12/22/10 | Georgia Southern | L | 72-74 |
| 2/2/11 | UNC Wilmington | W | 63-58 |
| 2/12/11 | Northeastern | W | 74-71 |
| 1/21/12 | at Delaware | (2) L | 74-77 |
| 2/11/12 | Delaware | L | 77-80 |
| 2/22/12 | Old Dominion | L | 60-65 |
| 12/29/12 | at Georgia Southern | L | 64-68 |
| 2/9/13 | Towson | L | 82-90 |
| 2/27/13 | Northeastern | L | 84-90 |



DEVONTA WHITE tied a career-high with 24 points in the Panthers last overtime game, which was the last game of the 2012-13 season, against Northeastern. His final points gave him 1,000 for his career.



SERIES RECORDS

Alabama 0-1

12/17/05..... A L 58-85

Alabama A&M 2-0

2/7/00..... H W 69-64

11/25/00..... A W 82-73

Alabama State 4-2

1/2/93..... H W 91-74

12/8/93..... A L 59-80

12/5/02..... OT... H L 77-82

12/30/05..... A W 66-49

11/21/06..... H W 70-59

12/16/06..... A W 64-56

Albany State 1-0

1976-77..... N W 90-75

11/4/12 (Exh.)..... H W 80-60

Alcorn State 0-1

12/29/82..... N L 74-83

Anderson (S.C.) 1-0

11/21/03..... H W 79-62

Appalachian State 0-2

12/12/88..... H L 84-86

12/2/89..... A L 69-110

Arkansas 0-2

1972-73..... N L 39-70

3/15/91 (1)..... N L 76-117

1-NCAA First Round, Atlanta, Ga.

Arkansas State 1-1

12/19/95..... H L 67-74

12/9/95..... A W 72-57

Arkansas-Little Rock 1-16

12/8/84 (1)..... N L 68-76

1/3/85..... A L 79-89

1/31/85..... H L 64-68

1/23/86..... H L 78-82

2/24/86..... A L 65-86

3/1/86 *..... N L 82-115

1/19/87..... OT... A L 86-89

2/19/87..... H L 54-57

1/21/88..... A L 86-92

2/25/88..... H L 62-71

1/26/89..... H L 91-102

2/25/89..... A L 79-107

1/20/90..... A L 87-110

2/15/90..... H L 57-102

1/10/91..... A L 67-75

2/7/91..... H L 66-81

3/7/91 *..... N W 80-60

1-Champion Holiday Classic,
Missoula, Mont.

* Conference Tournament

Armstrong State 4-3

1966-67..... W 86-76

1966-67..... L 104-105

1967-68..... W 78-70

1967-68..... L 69-73

1/22/83..... H W 75-69

11/25/85..... H L 59-68

12/6/88..... H W 83-64

Auburn 1-5

11/29/88..... A L 70-74

2/5/90..... H L 66-79

11/26/90..... A L 65-83

12/7/96..... A L 48-66

11/26/02..... A L 71-100

12/22/03..... A W 77-72

Augusta State 4-6

Formerly Augusta College

1966-67..... L 65-67

1967-68..... L 72-84

1967-68..... L 65-92

12/17/84..... H W 73-69

1/16/85..... A L 69-85

12/11/85..... A W 79-76

1/15/86..... H L 78-80

12/30/89..... A L 67-75

12/13/90..... H W 72-71

12/10/97..... H W 93-64

11/5/04 (Exh.)..... H W 65-52

Austin Peay 1-3

1978-79..... H W 69-64

1980-81..... A L 41-65

1983-84..... L 62-79

1983-84..... L 49-68

Ball State 0-1

12/21/84..... A L 58-115

Bowling Green 0-1

11/14/08 (1) OT... N L 76-77

1-NABC Classic (Williams Arena,
Minneapolis, Minn.)

Belmont 5-6

12/1/01..... A L 59-68

2/21/02..... H W 71-69

2/28/02 *..... A W 82-79

1/20/03..... 2OT... A W 69-66

2/13/03..... H L 57-72

3/6/03 *..... N W 76-58

12/4/03..... H L 58-76

2/28/04..... OT... A W 72-70

1/10/05..... A L 46-59

2/11/05..... H L 59-69

3/3/05 *..... A L 61-67

* Conference Tournament

Berry 1-0

12/5/89..... H W 76-75

Bethune Cookman 0-1

12/29/07..... H L 56-60

Birmingham Southern 8-16

1963-64..... L 66-76

1963-64..... L 73-90

1/23/65..... H L 76-97

2/10/65..... A W 88-78

1/8/66..... A L 67-80

1/27/66..... H L 76-86

1966-67..... L 85-93

1966-67..... L 68-78

1967-68..... L 73-91

1967-68..... L 72-87

1/21/69..... W 81-64

2/22/69..... L 79-85

1/7/70..... H W 80-64

2/10/70..... A L 72-79

1970-71..... L 58-64

1970-71..... W 68-67

1971-72..... L 87-99

1971-72..... W 92-76

1972-73..... L 56-70

1972-73..... L 44-56

1973-74..... 2OT... W 79-71

1973-74..... L 58-83

1/8/75..... A W 68-53

1/11/75..... H W 99-71

Boise State 0-1

12/19/92..... A L 64-75

Bradley 1-1

12/4/99..... A L 73-89

11/29/00..... H W 67-54

Buffalo 0-2

1971-72..... L 69-98

1972-73..... L 63-85

Butler 1-1

1/2/91..... H L 96-106

1/6/92..... A L 82-86

BYU 0-1

11/13/12 (1) A L 62-80

1-Coaches vs. Cancer Classic

Cal-Irvine 1-0

11/25/88..... A W 109-84

Campbell 15-4

2/4/95..... H W 77-66

2/11/95..... A W 82-64

1/4/96..... A L 57-60

1/2/97..... H L 64-65

1/31/98..... A W 82-58

1/14/99..... H W 87-64

2/19/99..... A L 73-80

1/4/00..... H L 64-69

2/12/00..... A W 66-64

1/2/01..... A W 77-67

2/10/01..... H W 95-67

12/12/01..... H W 85-71

1/23/02..... A W 81-64

1/6/03..... H W 92-59

2/27/03..... A W 88-72

1/8/04..... H W 89-68

2/14/04..... A W 90-67

1/15/05..... H W 92-68

2/5/05..... A W 78-73

Carver Bible 1-0

11/17/09..... H W 77-53

Centenary 13-18

1/5/85..... A L 63-88

2/2/85..... H L 72-76

1/25/86..... H L 90-98

2/22/86..... A L 88-92

1/10/87..... H L 75-76

2/14/87..... A W 95-90

1/16/88..... OT... H W 104-91

2/20/88..... A L 95-104

1/21/89..... A L 88-114

2/16/89..... H W 82-75

12/14/89..... A L 87-98

3/1/90..... H L 94-110

3/6/90..... N L 91-102

2/2/91..... A L 74-79

3/2/91..... H W 99-80

2/1/92..... H L 81-82

2/1/92..... A W 90-77

3/6/92 *..... H W 84-69

1/30/93..... A L 107-111

2/27/93..... A W 97-80

1/13/94..... A L 79-85

2/12/94..... H W 88-86

1/9/95..... A W 66-65

2/23/95..... OT... H L 82-84

2/10/96..... A L 76-79

2/19/96..... H W 74-58

2/1/97..... OT... A W 96-86

2/8/97..... H W 74-61

1/17/98..... A L 69-75

2/12/98..... H W 88-70

2/8/99..... A L 67-69

* Conference Tournament

Central Michigan 1-1

12/18/99..... H W 74-66

11/24/01..... A L 52-76

College of Charleston 4-11

1963-64..... W 80-60

12/10/69..... H W 102-78

2/2/70..... A W 91-83

1/9/93..... H W 60-50

2/6/93..... A L 63-88

1/31/94..... H L 76-85

2/26/94..... A L 71-76

2/2/95..... H L 77-83

2/9/95..... A L 58-90

1/6/96..... A L 78-91

1/4/97..... H L 63-88

2/2/98..... A L 52-79

12/22/01..... N L 63-70

2/18/06..... A L 75-83

11/11/06..... H L 66-72

Charleston Southern 4-8

Formerly Baptist

1/31/70..... A L 66-85

2/21/70..... H L 78-91

1971-72..... W 71-58

1972-73..... L 59-71

1/9/82..... H L 54-55

1/25/82..... A L 58-63



SERIES RECORDS

| | | |
|---------------|-----|-------|
| 1/29/83..... | H W | 91-77 |
| 2/11/83..... | A L | 79-97 |
| 1983-84..... | L | 59-70 |
| 1983-84..... | W | 88-82 |
| 11/27/01..... | H W | 67-56 |
| 12/28/02..... | A L | 75-80 |

Charlotte 2-26

Formerly UNC Charlotte

| | | |
|---------------|-----|--------|
| 1/2/70..... | H W | 55-51 |
| 1970-71..... | L | 65-90 |
| 1971-72..... | W | 71-62 |
| 1971-72..... | L | 59-85 |
| 1972-73..... | L | 59-70 |
| 1972-73..... | L | 55-77 |
| 1973-74..... | L | 61-99 |
| 1973-74..... | L | 69-97 |
| 1/25/75..... | A L | 49-57 |
| 2/10/75..... | H L | 49-75 |
| 1975-76..... | L | 67-80 |
| 1975-76..... | L | 64-99 |
| 1977-78..... | H L | 47-59 |
| 1977-78..... | A L | 71-83 |
| 1978-79..... | H L | 69-90 |
| 1978-79..... | A L | 60-85 |
| 1978-79 * | N L | 57-71 |
| 1/12/80..... | H L | 69-72 |
| 1/22/80..... | A L | 73-88 |
| 1980-81..... | A L | 64-66 |
| 1980-81..... | H L | 75-97 |
| 1/18/82..... | H L | 74-112 |
| 2/13/82..... | A L | 67-87 |
| 2/19/86..... | A L | 78-81 |
| 12/9/87..... | H L | 70-89 |
| 12/11/04..... | A L | 72-77 |
| 11/26/05..... | H L | 68-73 |
| 11/25/06..... | A L | 63-72 |

* Conference Tournament

The Citadel 1-7

| | | |
|---------------|-----|-------|
| 1973-74..... | L | 55-58 |
| 1972-73..... | L | 59-73 |
| 1/6/82..... | H L | 62-70 |
| 2/10/83..... | A L | 63-79 |
| 1983-84..... | L | 67-72 |
| 12/1/84..... | A L | 72-93 |
| 11/24/90..... | H W | 85-61 |
| 1/23/91..... | A L | 78-86 |

Clark-Atlanta 5-1

| | | |
|----------------------|----------|--------|
| 1975-76..... | H W | 84-64 |
| 1975-76..... | A W | 87-59 |
| 1976-77..... | OT...H W | 68-66 |
| 1976-77..... | A L | 59-83 |
| 11/26/91..... | H W | 108-97 |
| 1/19/93..... | H W | 94-79 |
| 11/10/01 (Exh.)..... | H W | 88-72 |
| 11/13/03 (Exh.)..... | H W | 111-78 |
| 11/5/06 (Exh.) * | H W | 68-49 |
| 11/06/07 (Exh.)..... | H W | 94-62 |
| 11/06/08 (Exh.)..... | H W | 66-61 |

* Georgia Dome

Exhibition results not included in overall record

Clemson 0-4

| | | |
|---------------|-----|--------|
| 12/18/85..... | A L | 60-100 |
| 11/28/86..... | A L | 91-108 |
| 1/15/90..... | A L | 59-117 |
| 12/31/06..... | A L | 57-67 |

Clinch Valley 1-0

| | | |
|--------------|-----|-------|
| 1980-81..... | H W | 74-60 |
|--------------|-----|-------|

Coastal Carolina 0-2

| | | |
|---------------|-----|-------|
| 12/22/07..... | A L | 68-79 |
| 12/20/08..... | H L | 52-69 |

Concordia-St. Paul 1-0

| | | |
|-------------------|-----|-------|
| 11/15/08 (1)..... | N W | 67-63 |
|-------------------|-----|-------|

1-NABC Classic (Williams Arena, Minneapolis, Minn.)

Coppin State 0-1

| | | |
|--------------|-----|-------|
| 12/3/98..... | N L | 56-66 |
|--------------|-----|-------|

Cornell 1-0

| | | |
|---------------|-----|-------|
| 11/30/85..... | N W | 79-77 |
|---------------|-----|-------|

Corpus Christi 0-1

| | | |
|--------------|---|-------|
| 1972-73..... | L | 67-74 |
|--------------|---|-------|

Covenant 1-0

| | | |
|---------------|-----|-------|
| 12/11/96..... | H W | 82-72 |
|---------------|-----|-------|

Creighton 0-2

| | | |
|--------------|-----|-------|
| 12/1/99..... | H L | 54-58 |
| 12/9/00..... | A L | 74-81 |

Cal State-Northridge 0-1

| | | |
|---------------|-----|-------|
| 12/23/00..... | N W | 97-88 |
|---------------|-----|-------|

Delaware 5-7

| | | |
|---------------|-----------|-------|
| 11/22/05..... | H W | 99-72 |
| 1/17/07..... | A W | 61-44 |
| 1/26/08..... | A W | 54-53 |
| 2/13/08..... | H L | 48-51 |
| 1/24/09..... | A L | 48-60 |
| 2/14/09..... | H W | 70-67 |
| 3/6/09 * | N W | 54-41 |
| 1/23/10..... | OT...A L | 74-76 |
| 1/22/11..... | H L | 62-64 |
| 1/21/12..... | 2OT...A L | 74-77 |
| 2/11/12..... | OT...H L | 77-80 |
| 1/12/13..... | H L | 83-86 |

* CAA Tournament

Delaware State 0-1

| | | |
|---------------|-----|-------|
| 12/29/81..... | N L | 63-70 |
|---------------|-----|-------|

Delta State 1-2

| | | |
|--------------|-----|-------|
| 1971-72..... | L | 78-81 |
| 1971-72..... | L | 86-88 |
| 12/7/04..... | H W | 88-68 |

Detroit 1-3

| | | |
|---------------|-----|--------|
| 1/21/92..... | H W | 85-74 |
| 12/8/91..... | A L | 86-100 |
| 12/18/97..... | H L | 64-74 |
| 11/27/99..... | A L | 65-79 |

Drake 0-1

| | | |
|-------------------|-----|-------|
| 11/20/09 (1)..... | N L | 58-65 |
|-------------------|-----|-------|

1-Glenn Wilkes Classic (Ocean Center, Daytona Beach, Fla.)

Drexel 3-12

| | | |
|---------------|-----|-------|
| 1/7/83..... | N L | 58-73 |
| 11/29/86..... | N L | 89-98 |
| 12/27/91..... | A W | 75-59 |
| 1/19/06..... | A L | 57-73 |
| 1/3/07..... | H L | 55-61 |
| 1/16/08..... | A L | 51-58 |
| 1/30/08..... | H W | 64-58 |
| 1/10/09..... | H L | 50-53 |
| 1/28/09..... | A L | 47-64 |
| 1/4/10..... | H L | 57-72 |
| 1/24/11..... | A L | 33-57 |
| 1/2/12..... | H W | 58-44 |
| 1/25/12..... | A L | 46-68 |
| 1/2/13..... | H L | 60-77 |
| 1/26/13..... | A L | 57-68 |

Duke 0-1

| | | |
|--------------|-----|-------|
| 11/9/12..... | A L | 55-75 |
|--------------|-----|-------|

East Carolina 0-2

| | | |
|---------------|-----|-------|
| 12/17/74..... | A L | 79-88 |
| 11/26/12..... | H L | 53-62 |

East Tennessee State 1-3

| | | |
|---------------|-----|-------|
| 1973-74..... | L | 56-68 |
| 1973-74..... | L | 84-95 |
| 2/18/85..... | A L | 80-91 |
| 12/21/85..... | H W | 89-85 |

Eastern Kentucky 1-1

| | | |
|---------------|-----|-------|
| 12/30/97..... | H L | 59-68 |
| 12/30/98..... | A W | 61-56 |

Eastern Michigan 2-0

| | | |
|---------------|-----|-------|
| 2/21/09..... | A W | 63-58 |
| 12/19/09..... | H W | 66-65 |

Edinboro 0-1

| | | |
|--------------|-----|-------|
| 1977-78..... | A L | 70-73 |
|--------------|-----|-------|

Elon 1-1

| | | |
|---------------|-----|-------|
| 2/17/07..... | H W | 63-53 |
| 11/17/07..... | A L | 49-71 |

Ersine 0-8

| | | |
|--------------|-----|-------|
| 1963-64..... | L | 52-93 |
| 1963-64..... | L | 51-59 |
| 1/5/65..... | A L | 63-91 |
| 1/30/65..... | H L | 61-85 |
| 1/3/66..... | H L | 50-89 |

| | | |
|--------------|-----|-------|
| 1/18/66..... | A L | 40-67 |
| 1966-67..... | L | 77-86 |
| 1966-67..... | L | 55-96 |

Evansville 0-2

| | | |
|---------------|-----|-------|
| 1983-84..... | L | 65-84 |
| 12/17/87..... | A L | 67-88 |

Fairleigh Dickinson 1-1

| | | |
|--------------|-----|-------|
| 1/13/75..... | H W | 55-52 |
| 1975-76..... | L | 64-72 |

Faulkner 1-0

| | | |
|-------------|----------|---------|
| 2/4/92..... | OT...H W | 108-101 |
|-------------|----------|---------|

Florida A&M 3-4

| | | |
|---------------|-----|-------|
| 12/10/82..... | N W | 85-71 |
| 1983-84..... | W | 72-59 |
| 1983-84..... | L | 85-91 |
| 12/5/90..... | A L | 71-76 |
| 2/19/91..... | H L | 94-96 |
| 12/13/09..... | A L | 58-60 |
| 12/18/10..... | H W | 76-67 |

Florida Atlantic 18-7

| | | |
|-------------------|----------|-------|
| 2/17/93..... | H W | 89-70 |
| 1/22/94..... | H W | 92-57 |
| 2/20/94..... | A L | 76-78 |
| 1/4/95..... | A L | 61-65 |
| 1/30/95..... | H W | 82-63 |
| 1/13/96..... | H W | 62-60 |
| 1/11/97..... | A L | 67-81 |
| 1/10/98..... | A W | 77-54 |
| 1/2/99..... | OT...A L | 90-97 |
| 1/7/99..... | H W | 87-70 |
| 1/15/00..... | A W | 89-67 |
| 2/24/00..... | H W | 86-62 |
| 3/2/00 * | A W | 77-54 |
| 1/11/01..... | H W | 96-77 |
| 2/24/01..... | A W | 88-79 |
| 3/1/2001 * | H W | 96-57 |
| 1/5/02..... | A L | 77-90 |
| 2/8/02..... | H W | 76-71 |
| 3/3/02 * | N L | 75-76 |
| 1/23/03..... | H W | 66-64 |
| 1/5/04..... | A W | 79-76 |
| 2/19/04..... | H W | 90-76 |
| 1/5/05..... | H W | 75-73 |
| 2/17/05..... | A W | 80-76 |
| 11/14/12 (1)..... | N L | 77-84 |

* Conference Tournament

1-World Vision Classic, Seattle, Wa.

Florida International 8-8

| | | |
|---------------|----------|-------|
| 12/20/89..... | A L | 72-78 |
| 12/3/90..... | H W | 99-82 |
| 1/13/92..... | A L | 81-91 |
| 2/13/92..... | H W | 88-57 |
| 1/14/93..... | OT...H L | 68-69 |
| 2/11/93..... | A W | 61-60 |
| 1/20/94..... | H L | 61-67 |
| 2/19/94..... | A W | 68-59 |
| 1/2/95..... | A L | 64-75 |
| 1/14/95..... | H W | 81-66 |
| 1/11/96..... | H W | 75-68 |



SERIES RECORDS

| | | | |
|--------------|---|---|-------|
| 1/9/97..... | A | L | 59-73 |
| 2/27/97..... | A | L | 57-70 |
| 1/8/98..... | H | W | 95-93 |
| 2/27/98 * | N | L | 80-82 |
| 12/1/11..... | H | W | 73-47 |

* Conference Tournament

| Florida Presbyterian | | 0-3 |
|----------------------|---|---------|
| 1963-64..... | L | 60-81 |
| 1963-64..... | L | 49-81 |
| 12/17/64..... | A | L 72-87 |

| Florida Southern | | 4-19 |
|------------------|---|---------|
| 1963-64..... | L | 64-81 |
| 12/14/64..... | A | L 65-96 |
| 12/13/65..... | A | L 52-90 |
| 1/12/66..... | H | L 49-62 |
| 1966-67..... | L | 64-72 |
| 1966-67..... | L | 72-81 |
| 1967-68..... | L | 67-86 |
| 1967-68..... | L | 74-87 |
| 12/14/68..... | L | 56-76 |
| 1/4/69..... | W | 69-62 |
| 12/13/69..... | A | W 70-52 |
| 1970-71..... | L | 76-97 |
| 1970-71..... | L | 75-81 |
| 1971-72..... | L | 88-89 |
| 1971-72..... | L | 80-111 |
| 1972-73..... | L | 57-73 |
| 1972-73..... | W | 57-54 |
| 1973-74..... | L | 79-82 |
| 1973-74..... | L | 72-105 |
| 12/10/74..... | A | L 66-78 |
| 1/31/75..... | H | W 80-63 |
| 12/1/79..... | H | L 64-77 |
| 1980-81..... | A | L 70-82 |

| Florida State | | 0-7 |
|---------------|---|---------|
| 2/13/75..... | A | L 72-81 |
| 1/31/76..... | H | L 58-66 |
| 2/21/76..... | A | L 70-92 |
| 12/7/06..... | H | L 55-87 |
| 11/20/07..... | A | L 48-78 |
| 12/13/08..... | H | L 57-62 |
| 12/15/09..... | A | L 55-62 |

| Florida Tech | | 5-2 |
|---------------|---|---------|
| 12/16/68..... | W | 92-80 |
| 2/15/69..... | W | 109-92 |
| 1971-72..... | W | 99-78 |
| 11/29/74..... | H | W 66-63 |
| 1975-76..... | W | 73-71 |
| 1976-77..... | A | L 74-91 |
| 1976-77..... | H | L 68-74 |

| Fort Valley State | | 2-0 |
|-------------------|---|-----------|
| 12/7/85..... | H | W 89-67 |
| 11/25/89..... | H | W 122-106 |

| Fresno State | | 0-2 |
|---------------|---|---------|
| 2/7/99..... | A | L 62-83 |
| 11/19/99..... | H | L 64-74 |



BCS FOES Georgia State will play a pair of teams from the SEC this season. The Panthers have played members of the ACC and Pac-12 in Coach Hunter's first two years.

| Furman | | 2-1 |
|--------------|---|---------|
| 2/3/70..... | A | L 63-79 |
| 12/4/02..... | H | W 70-64 |
| 1/2/03..... | A | W 73-62 |

| Gannon | | 0-1 |
|--------------|---------|---------|
| 1977-78..... | OT... A | L 76-80 |

| Gardner-Webb | | 5-1 |
|--------------|---|---------|
| 1/4/03..... | H | W 56-53 |
| 3/1/03..... | A | W 64-58 |
| 1/11/04..... | H | W 92-64 |
| 2/12/04..... | A | W 72-60 |
| 1/17/05..... | H | L 74-83 |
| 2/3/05..... | A | W 70-68 |

| George Mason | | 3-10 |
|--------------|---------|---------|
| 12/2/05..... | H | L 51-81 |
| 3/4/06 * | OT... N | L 56-61 |
| 2/20/07..... | A | L 54-60 |
| 1/2/08..... | H | W 66-64 |
| 1/5/09..... | A | L 52-58 |
| 1/13/10..... | A | L 49-52 |
| 2/3/10..... | H | W 61-57 |
| 1/15/11..... | A | L 51-66 |
| 2/26/11..... | H | L 58-65 |
| 3/5/11 * | N | L 45-68 |
| 1/7/12..... | A | L 58-61 |
| 3/3/12 * | N | L 59-61 |
| 2/16/13..... | A | W 78-60 |

* CAA Tournament

| Georgetown | | 0-2 |
|---------------|----|---------|
| 11/15/97..... | *A | L 72-89 |
| 11/18/98..... | #H | L 68-83 |

* USAir Arena, Landover, Md.

Georgia Dome, Atlanta, Ga.

| Georgia | | 2-5 |
|---------------|---|----------|
| 11/26/82..... | A | L 62-99 |
| 12/15/84..... | A | L 53-89 |
| 12/14/85..... | A | L 64-104 |
| 11/26/96..... | A | L 47-85 |
| 11/17/00..... | A | W 91-79 |
| 12/4/01..... | H | W 83-78 |
| 12/10/05..... | N | L 61-72 |

| Georgia College | | 4-0 |
|----------------------|---|---------|
| 12/4/82..... | H | W 98-72 |
| 1983-84..... | W | 87-64 |
| 12/20/86..... | H | W 98-68 |
| 2/23/88..... | H | W 85-79 |
| 11/19/02 (Exh.)..... | H | W 75-60 |

| Georgia Southern | | 13-32 |
|------------------|---|----------|
| 1971-72..... | L | 55-103 |
| 1971-72..... | L | 77-107 |
| 1972-73..... | L | 62-79 |
| 1972-73..... | W | 97-96 |
| 1973-74..... | L | 91-126 |
| 1973-74..... | L | 71-89 |
| 12/7/74..... | H | W 69-59 |
| 1/16/75..... | A | L 73-82 |
| 1975-76..... | W | 83-72 |
| 1975-76..... | W | 107-88 |
| 1976-77..... | H | L 65-83 |
| 1976-77..... | A | L 75-81 |
| 1977-78..... | H | L 73-75 |
| 1977-78..... | A | L 83-88 |
| 1978-79..... | H | L 68-86 |
| 1978-79..... | A | L 79-81 |
| 12/8/79..... | A | L 66-70 |
| 2/13/80..... | H | W 96-68 |
| 1980-81..... | H | W 81-69 |
| 1980-81..... | A | L 71-80 |
| 1/10/85..... | H | L 61-77 |
| 2/7/85..... | A | L 50-77 |
| 3/2/85..... | A | L 61-109 |
| 1/9/86..... | A | L 77-91 |
| 2/6/86..... | H | L 62-66 |
| 1/3/87..... | H | L 79-85 |

| | | |
|---------------|---------|----------|
| 2/5/87..... | A | W 73-68 |
| 1/7/88..... | A | L 60-80 |
| 2/11/88..... | H | L 65-73 |
| 3/10/88 * | A | L 55-71 |
| 1/5/89..... | A | L 93-100 |
| 2/2/89..... | H | L 90-95 |
| 1/27/90..... | H | L 66-68 |
| 2/22/90..... | A | L 66-78 |
| 1/17/91..... | H | W 73-72 |
| 2/14/91..... | OT... A | W 90-86 |
| 1/11/92..... | H | L 87-88 |
| 2/8/92..... | A | L 84-91 |
| 3/11/92 * | A | L 82-95 |
| 12/12/95..... | H | W 60-58 |
| 12/21/96..... | A | W 68-49 |
| 12/22/09..... | H | W 85-65 |
| 12/22/10..... | ot... A | L 72-74 |
| 12/22/11..... | H | W 72-52 |
| 12/29/12..... | ot... A | L 64-68 |

* Conference Tournament

| Georgia Southwestern | | 0-0 |
|----------------------|---|----------|
| 11/2/05 (Exh.)..... | H | W 105-61 |

| Georgia Tech | | 2-17 |
|---------------|---|----------|
| 2/17/70..... | A | L 62-101 |
| 3/10/73..... | H | W 77-73 |
| 2/2/74..... | A | L 61-73 |
| 12/13/74..... | A | L 74-80 |
| 1/21/76..... | A | W 69-62 |
| 1/10/77..... | A | L 54-74 |
| 12/3/77..... | A | L 55-82 |
| 2/27/82..... | A | L 73-74 |
| 1/19/83..... | A | L 60-64 |
| 2/3/87..... | A | L 74-98 |
| 1/12/88..... | A | L 82-111 |
| 1/10/89..... | A | L 86-121 |
| 11/24/89..... | A | L 83-108 |
| 12/15/91..... | A | L 72-90 |
| 12/12/92..... | A | L 79-102 |
| 12/4/93..... | A | L 65-95 |
| 11/16/06..... | A | L 74-103 |
| 12/5/07..... | H | L 67-72 |
| 12/17/08..... | A | L 64-84 |

| Gonzaga | | 0-1 |
|---------------|---|---------|
| 11/25/94..... | A | L 65-90 |



GEORGIA STATE defeated Wisconsin before falling to Maryland in the 2001 NCAA Tournament.



SERIES RECORDS

Grambling State 3-1

| | | |
|---------------|-----|--------|
| 1978-79..... | N L | 65-69 |
| 12/18/93..... | N W | 77-64 |
| 12/17/94..... | H W | 103-76 |
| 12/22/95..... | A W | 76-66 |

Hampden-Sydney 1-0

| | | |
|---------------|-----|-------|
| 11/27/82..... | H W | 83-59 |
|---------------|-----|-------|

Hampton 0-2

| | | |
|---------------|-----------|-------|
| 12/3/08..... | H L | 53-62 |
| 11/30/10..... | OT... A L | 56-60 |

Hardin-Simmons 5-7

| | | |
|--------------|-----------|--------|
| 1/26/85..... | A L | 66-79 |
| 2/23/85..... | H L | 59-60 |
| 1/4/86..... | H W | 77-76 |
| 2/1/86..... | A L | 72-82 |
| 1/24/87..... | H L | 82-86 |
| 2/18/87..... | A L | 89-103 |
| 1/30/88..... | H W | 108-80 |
| 3/5/88..... | A L | 88-97 |
| 1/14/89..... | H W | 73-63 |
| 2/9/89..... | A W | 75-73 |
| 1/13/90..... | H W | 55-54 |
| 2/8/90..... | OT... A L | 92-93 |

Hawaii 2-0

| | | |
|---------------|-----|-------|
| 12/4/98..... | A W | 72-62 |
| 12/21/00..... | A W | 65-64 |

Hofstra 4-9

| | | |
|---------------|-----|-------|
| 1/7/06..... | A L | 53-69 |
| 2/9/06..... | H L | 70-76 |
| 12/2/06..... | A L | 59-62 |
| 1/24/07..... | H L | 63-76 |
| 2/9/08..... | A L | 45-57 |
| 2/25/09..... | H W | 76-55 |
| 2/27/10..... | A L | 74-87 |
| 3/5/10 *..... | N L | 67-68 |
| 2/9/11..... | H L | 68-79 |
| 2/4/12..... | A W | 59-43 |
| 3/2/12 *..... | N W | 85-50 |
| 1/7/13..... | A L | 50-52 |
| 2/13/13..... | H W | 61-43 |

* CAA Tournament (Richmond, Va.)

Holy Cross 0-1

| | | |
|---------------|-----|--------|
| 12/21/89..... | N L | 94-101 |
|---------------|-----|--------|

Houston Baptist 3-9

| | | |
|---------------|-----------|--------|
| 1978-79..... | N W | 77-72 |
| 1/24/85..... | A L | 72-93 |
| 2/21/85..... | H L | 68-81 |
| 1/2/86..... | OT... H W | 71-70 |
| 1/30/86..... | A W | 66-57 |
| 1/8/87..... | H L | 65-73 |
| 2/12/87..... | A L | 84-106 |
| 3/5/87 *..... | N L | 64-73 |
| 1/14/88..... | H L | 66-68 |
| 2/18/88..... | A L | 75-84 |
| 1/19/89..... | A L | 92-101 |
| 2/18/89..... | H L | 84-85 |

* Conference Tournament

Howard 1-0

| | | |
|-------------------|-----|-------|
| 11/21/09 (1)..... | N W | 57-33 |
|-------------------|-----|-------|

1-Glenn Wilkes Classic (Ocean Center, Daytona Beach, Fla.)

Huntington (Ind.) 1-0

| | | |
|--------------|-----|-------|
| 12/4/84..... | H W | 82-77 |
|--------------|-----|-------|

Idaho 0-1

| | | |
|---------------|-----|-------|
| 12/18/92..... | N L | 64-70 |
|---------------|-----|-------|

Iowa 0-2

| | | |
|---------------|-----|--------|
| 12/12/84..... | A L | 40-89 |
| 12/20/06..... | A L | 59-101 |

IUPUI 0-1

| | | |
|-------------------|-----------|-------|
| 11/22/09 (1)..... | OT... N L | 56-67 |
|-------------------|-----------|-------|

1-Glenn Wilkes Classic (Ocean Center, Daytona Beach, Fla.)

Jacksonville 12-14

| | | |
|----------------|-----------|--------|
| 1976-77..... | H W | 85-63 |
| 1976-77 *..... | N L | 72-102 |
| 1977-78..... | H L | 63-70 |
| 1977-78..... | A L | 78-86 |
| 1977-78 *..... | N L | 77-82 |
| 1978-79..... | A L | 57-80 |
| 1978-79..... | H L | 67-74 |
| 1/25/80..... | H L | 57-67 |
| 3/20/00..... | A L | 47-80 |
| 2/23/80 *..... | N L | 59-70 |
| 1980-81..... | A L | 67-86 |
| 1980-81..... | H W | 52-50 |
| 1/28/99..... | H W | 68-54 |
| 2/25/99 *..... | N W | 78-56 |
| 1/8/00..... | H W | 67-57 |
| 2/19/00..... | A W | 68-67 |
| 1/8/01..... | A W | 93-82 |
| 2/15/01..... | H W | 90-82 |
| 1/12/02..... | H L | 72-84 |
| 2/2/02..... | OT... A W | 81-75 |
| 2/18/03..... | H W | 71-69 |
| 1/22/04..... | A W | 66-58 |
| 1/30/04..... | H L | 75-77 |
| 12/2/04..... | OT... A L | 75-78 |
| 2/25/05..... | H L | 67-81 |
| 11/28/07..... | A W | 65-60 |
| 11/30/09..... | H W | 64-54 |

* Conference Tournament

Jacksonville State 9-10

| | | |
|--------------|-----------|--------|
| 12/6/63..... | H L | 49-89 |
| 2/8/64..... | A L | 62-116 |
| 1/27/96..... | A L | 65-83 |
| 2/22/96..... | H W | 82-76 |
| 1/25/97..... | H L | 70-75 |
| 2/20/97..... | OT... A L | 79-82 |
| 1/22/98..... | H W | 77-63 |
| 2/21/98..... | A L | 58-63 |
| 1/25/99..... | A W | 66-63 |
| 2/11/99..... | H W | 73-40 |
| 12/7/99..... | A L | 79-81 |
| 2/3/00..... | H W | 91-77 |
| 1/23/01..... | H W | 76-52 |

| | | |
|---------------|-----------|-------|
| 2/3/01..... | A W | 75-58 |
| 1/17/02..... | A L | 75-81 |
| 1/26/02..... | H W | 80-61 |
| 1/11/03..... | A L | 76-89 |
| 2/21/03..... | OT... H L | 76-78 |
| 2/23/08..... | A W | 85-78 |
| 11/22/08..... | OT... H L | 73-80 |

James Madison 9-5

| | | |
|--------------|-----|-------|
| 12/3/76..... | A L | 67-68 |
| 1978-79..... | A W | 66-64 |
| 2/2/06..... | A W | 77-53 |
| 1/20/07..... | H L | 52-59 |
| 3/1/08..... | A L | 60-70 |
| 2/4/09..... | H L | 69-82 |
| 12/5/09..... | A W | 49-44 |
| 2/16/10..... | H W | 77-72 |
| 12/4/10..... | H W | 64-63 |
| 1/13/11..... | A L | 67-79 |
| 2/23/12..... | H W | 74-58 |
| 2/14/12..... | A W | 67-64 |
| 1/5/13..... | H W | 68-52 |
| 2/23/13..... | A W | 66-62 |

Kansas State 0-2

| | | |
|---------------|-----|-------|
| 11/29/98..... | A L | 71-78 |
| 12/29/99..... | H L | 61-74 |

Kennesaw State 3-0

| | | |
|---------------|-----|-------|
| 12/16/86..... | H W | 98-60 |
| 1/4/88..... | H W | 99-96 |
| 1/2/89..... | H W | 86-70 |

Kentucky 0-2

| | | |
|---------------|-----|-------|
| 11/26/04..... | A L | 59-77 |
| 12/6/05..... | H L | 46-73 |

LaGrange 1-8

| | | |
|---------------|-----|--------|
| 1963-64..... | L | 56-84 |
| 1963-64..... | L | 49-68 |
| 1/2/65..... | H L | 50-100 |
| 1/18/65..... | A L | 62-78 |
| 1/5/66..... | A L | 55-82 |
| 2/10/66..... | H L | 51-68 |
| 1966-67..... | L | 55-65 |
| 1966-67..... | L | 81-91 |
| 11/27/85..... | H W | 80-68 |

Liberty 2-0

| | | |
|---------------|-----|-------|
| 11/26/11..... | H W | 72-50 |
| 12/2/12..... | A W | 67-66 |

Life University 0-0

| | | |
|----------------------|-----|--------|
| 11/12/01 (Exh.)..... | H W | 128-79 |
| 10/29/12 (Exh.)..... | H W | 85-62 |

Lipscomb 3-1

| | | |
|--------------|-----------|-------|
| 12/6/03..... | H W | 89-81 |
| 2/26/04..... | A W | 82-72 |
| 1/8/05..... | OT... A L | 57-59 |
| 2/13/05..... | H W | 86-62 |

Loch Haven 1-0

| | | |
|--------------|-----|-------|
| 1970-71..... | N W | 88-80 |
|--------------|-----|-------|

Long Island 1-0

| | | |
|--------------|-----|-------|
| 1976-77..... | A W | 93-81 |
|--------------|-----|-------|

LSU 0-1

| | | |
|---------------|-----|--------|
| 12/28/94..... | A L | 70-105 |
|---------------|-----|--------|

Louisiana Tech 0-5

| | | |
|---------------|-----|-------|
| 1976-77..... | A L | 69-81 |
| 12/10/94..... | A L | 57-70 |
| 12/15/94..... | H L | 71-74 |
| 2/19/11..... | A L | 45-51 |
| 11/30/12..... | H L | 68-86 |

Louisiana Lafayette 2-2

| | | |
|---------------|-----|-------|
| 11/28/04..... | H W | 85-78 |
| 12/20/04..... | A L | 50-67 |
| 11/29/05..... | H W | 76-61 |
| 1/2/06..... | A L | 70-76 |

Loyola-Chicago 1-2

| | | |
|---------------|-----|--------|
| 1/4/92..... | A L | 73-94 |
| 11/19/97..... | H W | 73-58 |
| 12/14/86..... | N L | 98-100 |

Loyola-New Orleans 0-2

| | | |
|--------------|-----|-------|
| 1/10/70..... | A L | 68-84 |
| 1971-72..... | L | 70-78 |

Maryland 0-2

| | | |
|--------------------|-----|-------|
| 11/26/88 (1)..... | N L | 62-69 |
| 3/17/2001 (2)..... | N L | 60-79 |

*1-Freedom Bowl Classic, Irvine, Calif.
2-NCAA Second Round, Boise, Idaho*

McNeese State 1-2

| | | |
|---------------|-----|-------|
| 2/24/75..... | A L | 72-84 |
| 11/16/10..... | A L | 62-68 |
| 11/18/11..... | H W | 69-50 |

Memphis 0-7

| | | |
|---------------|-----|--------|
| 1/2/75..... | A L | 76-102 |
| | A L | 87-111 |
| 12/13/86..... | N L | 70-79 |
| 1/4/93..... | A L | 76-97 |
| 12/11/93..... | A L | 55-66 |
| 12/7/94..... | A L | 52-124 |
| 12/5/95..... | A L | 69-89 |

Mercer 36-45

| | | |
|---------------|-----|--------|
| 1963-64..... | L | 67-100 |
| 1/21/65..... | H L | 66-78 |
| 2/6/65..... | A L | 73-87 |
| 1/25/66..... | A L | 53-84 |
| 2/19/66..... | H L | 65-110 |
| 1966-67..... | L | 70-97 |
| 1966-67..... | L | 86-100 |
| 1967-68..... | L | 57-82 |
| 1967-68..... | L | 79-105 |
| 11/30/68..... | W | 73-63 |
| 1/9/69..... | L | 71-76 |
| 1/3/70..... | H W | 74-70 |
| 3/3/70..... | A L | 76-105 |
| 1970-71..... | L | 64-70 |



SERIES RECORDS

| | | |
|------------------|----|-----------|
| 1970-71..... | L | 74-100 |
| 1973-74..... | L | 66-93 |
| 1973-74..... | L | 77-104 |
| 2/5/75..... | A | L 80-92 |
| 2/26/75..... | H | W 62-60 |
| 1975-76..... | L | 73-81 |
| 1975-76..... | W | 94-84 |
| 1976-77..... | A | L 70-73 |
| 1976-77..... | H | W 61-57 |
| 1977-78..... | H | W 65-62 |
| 1977-78..... | A | L 56-79 |
| 1978-79..... | H | L 62-68 |
| 1978-79..... | A | L 80-98 |
| 2/2/80..... | A | L 71-83 |
| 2/9/80..... | H | L 78-94 |
| 1980-81..... | H | L 61-64 |
| 1980-81..... | A | L 69-84 |
| 12/14/81..... | H | W 60-58 |
| 1/2/82..... | A | L 67-75 |
| 12/7/82..... | H | W 82-77 |
| 2/21/83..... | A | L 61-71 |
| 1983-84..... | L | 66-73 |
| 1983-84..... | L | 87-97 |
| 1/12/85..... | H | L 82-93 |
| 2/9/85..... | A | L 62-81 |
| 1/11/86..... | A | L 75-97 |
| 2/8/86..... | H | L 66-70 |
| 12/18/86..... | A | L 71-78 |
| 1/31/87..... | H | W 64-60 |
| 1/2/88..... | A | L 75-84 |
| 2/6/88..... | H | L 78-80 |
| 12/17/88..... | OT | A L 89-90 |
| 3/4/89..... | H | W 94-76 |
| 1/6/90..... | H | L 53-65 |
| 1/31/90..... | A | L 67-77 |
| 1/26/91..... | H | W 98-61 |
| 2/25/91..... | A | W 55-50 |
| 12/19/91..... | OT | A W 79-78 |
| 1/9/92..... | H | W 80-70 |
| 3/7/92 *..... | H | W 75-68 |
| 1/7/93..... | A | L 69-77 |
| 2/4/93..... | H | W 58-57 |
| 1/3/94..... | A | W 70-66 |
| 2/28/94..... | H | W 75-67 |
| 1/28/95..... | A | W 88-71 |
| 2/16/95..... | H | W 84-66 |
| 3/3/95 *..... | A | L 71-81 |
| 2/3/96..... | H | L 90-96 |
| 2/17/96..... | A | W 74-66 |
| 2/4/97..... | A | W 80-72 |
| 2/18/97..... | H | W 82-57 |
| 2/7/98..... | H | W 84-70 |
| 2/17/98..... | A | W 73-57 |
| 1/19/99..... | A | W 86-76 |
| 2/20/99..... | H | W 74-44 |
| 1/22/00..... | H | W 66-51 |
| 1/31/00..... | A | W 68-53 |
| 1/18/01..... | A | W 87-81 |
| 1/27/01..... | H | W 86-77 |
| 12/6/01..... | H | W 90-79 |
| 2/14/02..... | A | W 82-74 |
| 2/8/03..... | A | L 80-88 |
| 1/16/04..... | H | W 79-66 |
| 1/27/04..... | A | L 55-73 |
| 1/23/05..... | H | W 72-61 |
| 1/28/05..... | A | W 65-60 |
| 3/17/12 (1)..... | A | L 59-64 |

* Conference Tournament

1-CollegeInsider.com Postseason Tour.

| | |
|---------------------|------------|
| Miami (Fla.) | 0-3 |
| 11/29/85..... | A L 72-82 |
| 12/12/97..... | A L 64-80 |
| 12/18/98..... | H L 55-76 |

| | |
|-------------------------------|------------|
| Middle Tennessee State | 2-8 |
| 1970-71..... | L 61-72 |
| 1971-72..... | L 53-98 |
| 1972-73..... | W 67-62 |
| 1980-81..... | H L 58-74 |
| 12/17/81..... | A L 49-62 |
| 2/1/83..... | A W 73-60 |
| 2/23/83..... | H L 69-76 |
| 1983-84 (1)..... | N L 58-70 |
| 1983-84..... | L 57-66 |
| 1983-84..... | L 61-84 |

1-Wendy's Classic, Bowling Green, Ky.

| | |
|--------------|------------|
| Miles | 1-0 |
| 1975-76..... | N W 104-72 |

| | |
|-----------------|------------|
| Millsaps | 1-0 |
| 1983-84..... | W 57-45 |

| | |
|-------------------|------------|
| Minnesota | 0-1 |
| 11/16/08 (1)..... | A L 52-60 |

1-NABC Classic (Williams Arena, Minneapolis, Minn.)

| | |
|--------------------------|------------|
| Mississippi State | 0-2 |
| 12/16/01..... | N L 63-72 |
| 12/18/02..... | A L 54-78 |

| | |
|-------------------|------------|
| Monmouth | 1-0 |
| 11/19/12 (1)..... | H W 62-49 |

1-Coaches vs. Cancer Classic

| | |
|------------------|------------|
| Montana | 0-1 |
| 12/7/84 (1)..... | A L 62-74 |

1-Champion Holiday Classic, Missoula, Montana

| | |
|-----------------------|------------|
| Morehead State | 0-3 |
| 1973-74..... | L 80-93 |
| 2/3/75..... | A L 69-81 |
| 12/21/79..... | N L 59-63 |

| | |
|------------------|------------|
| Morehouse | 2-2 |
| 1975-76..... | W 84-74 |
| 1978-79..... | H W 103-76 |
| 12/12/81..... | H L 77-78 |
| 11/28/87..... | H W 88-77 |

| | |
|---------------------|------------|
| Morgan State | 0-1 |
| 12/8/89..... | N L 76-89 |

| | |
|---------------------|--------------|
| Morris Brown | 5-2 |
| 1978-79..... | H W 87-80 |
| 1978-79..... | OT A L 90-92 |
| 12/6/86..... | H W 94-82 |
| 12/3/88..... | H W 118-81 |

| | |
|---------------|-----------|
| 11/27/93..... | H W 91-64 |
| 11/24/95..... | H L 78-80 |
| 12/6/00..... | H W 84-70 |

| | |
|-------------------------|--------------|
| Mount St. Mary's | 0-1 |
| 12/28/91..... | OT A L 92-97 |

| | |
|-----------------|--------------|
| Nebraska | 0-2 |
| 1972-73..... | H L 54-63 |
| 1973-74..... | OT A L 75-78 |

| | |
|---------------|------------|
| Nevada | 0-1 |
| 11/21/04..... | A L 55-76 |

| | |
|-------------------|------------|
| New Mexico | 0-1 |
| 2/12/01..... | A L 78-91 |

| | |
|--------------------|--------------|
| New Orleans | 2-23 |
| 1/24/70..... | A L 83-96 |
| 2/14/70..... | H L 80-82 |
| 1970-71..... | L 90-105 |
| 1970-71..... | L 88-119 |
| 1971-72..... | L 82-123 |
| 1971-72..... | OT W 105-103 |
| 1972-73..... | L 68-92 |
| 1972-73..... | OT L 72-75 |
| 1973-74..... | L 66-94 |
| 1973-74..... | L 86-93 |
| 1976-77 *..... | N L 66-86 |
| 1977-78..... | A L 66-87 |
| 1977-78..... | H L 75-79 |
| 1978-79..... | H L 68-83 |
| 1978-79..... | A L 66-68 |
| 1/14/80..... | A L 73-79 |
| 1/29/80..... | H W 69-64 |
| 1980-81..... | A L 46-69 |
| 1980-81..... | H L 58-77 |
| 2/8/82..... | A L 60-78 |
| 2/22/82..... | H L 61-83 |
| 12/19/82..... | A L 79-86 |
| 2/7/83..... | H L 64-66 |
| 1983-84..... | L 58-72 |
| 1983-84..... | L 56-73 |

* Conference Tournament

| | |
|-----------------------|------------|
| Nicholls State | 1-0 |
| 12/30/82..... | N W 65-61 |

| | |
|----------------------|------------|
| Norfolk State | 1-1 |
| 2/10/98..... | H W 105-86 |
| 11/25/98..... | A L 76-91 |

| | |
|----------------------|------------|
| North Alabama | 0-1 |
| 1/24/83 (Exh.)..... | H L 83-85 |

| | |
|-----------------------|------------|
| North Carolina | 0-1 |
| 1/24/83..... | A L 55-95 |

| | |
|-------------------------------|------------|
| North Carolina A&T | 2-0 |
| 12/28/98..... | H W 72-51 |
| 11/23/02..... | N W 76-44 |

| | |
|-------------------|------------|
| NC State | 1-0 |
| 11/12/09 (1)..... | A L 53-69 |

1-Glenn Wilkes Classic

| | |
|----------------------|------------|
| North Florida | 1-0 |
| 11/21/98..... | H W 84-74 |

| | |
|----------------------|------------|
| North Georgia | 3-0 |
| 12/5/87..... | H W 91-74 |
| 12/9/92..... | H W 84-69 |
| 12/30/94..... | H W 80-67 |

| | |
|--------------------|------------|
| North Texas | 0-1 |
| 1972-73..... | L 58-84 |

| | |
|----------------------------|------------|
| Northeast Louisiana | 0-5 |
| 2/20/75..... | A L 79-80 |
| 1975-76..... | L 58-71 |
| 1976-77..... | A L 66-108 |
| 1977-78..... | H L 70-81 |
| 1980-81..... | A L 66-76 |

| | |
|---------------------|--------------|
| Northeastern | 6-10 |
| 1/5/06..... | A L 63-89 |
| 1/26/06..... | H L 54-68 |
| 1/10/07..... | A L 69-84 |
| 2/14/07..... | H W 71-65 |
| 1/5/08..... | A L 62-64 |
| 2/16/08..... | H W 57-55 |
| 1/7/09..... | H L 54-68 |
| 2/18/09..... | A W 70-68 |
| 1/9/10..... | H L 54-66 |
| 2/10/10..... | A L 53-62 |
| 1/29/11..... | A L 65-70 |
| 2/12/11..... | ot H W 74-71 |
| 1/18/12..... | A L 57-60 |
| 2/8/12..... | H W 61-59 |
| 1/30/13..... | A W 78-83 |
| 2/27/13..... | ot H L 84-90 |

| | |
|-------------------------|------------|
| Northern Arizona | 1-1 |
| 12/10/90..... | A L 74-84 |
| 12/22/90..... | H W 92-76 |

| | |
|---------------------------|------------|
| Northwestern State | 0-2 |
| 1976-77..... | A L 84-122 |
| 1976-77..... | H L 60-62 |

| | |
|-------------------|-------------|
| Oglethorpe | 1-15 |
| 12/4/65..... | H L 48-97 |
| 2/26/66..... | A L 45-66 |
| 1976-77..... | L 56-82 |
| 1976-77..... | L 53-70 |
| 1976-77..... | L 64-83 |
| 1976-77..... | L 47-86 |
| 2/1/69..... | L 58-78 |
| 3/1/69..... | L 61-86 |
| 12/1/69..... | H L 48-61 |
| 2/23/70..... | A L 60-102 |
| 1970-71..... | L 52-59 |
| 1970-71..... | L 64-77 |
| 1971-72..... | L 81-104 |
| 1971-72..... | L 73-85 |
| 11/28/81..... | H W 64-60 |



SERIES RECORDS

| | | |
|----------------------|---|---------|
| 1983-84..... | L | 70-74 |
| 10/30/08 (Exh.)..... | H | W 85-80 |
| 11/5/11 (Exh.)..... | H | W 90-49 |

Oklahoma 0-3

| | | |
|---------------|---|----------|
| 1983-84..... | A | L 66-94 |
| 12/19/87..... | A | L 81-124 |
| 12/21/02..... | A | L 62-89 |

Oklahoma City 1-2

| | | |
|--------------|---|---------|
| 1972-73..... | L | 72-97 |
| 1973-74..... | L | 73-92 |
| 1978-79..... | N | W 84-81 |

Old Dominion 4-15

| | | |
|--------------|----|-----------|
| 1976-77..... | H | L 56-70 |
| 1977-78..... | A | W 71-68 |
| 1/31/80..... | H | L 64-71 |
| 1980-81..... | A | L 61-96 |
| 1/12/06..... | H | L 62-77 |
| 2/15/06..... | A | L 56-75 |
| 1/29/07..... | A | L 57-92 |
| 2/7/07..... | H | L 55-68 |
| 12/1/07..... | H | L 64-72 |
| 2/2/08..... | A | L 50-73 |
| 1/3/09..... | H | W 55-54 |
| 1/13/09..... | A | L 56-73 |
| 1/28/10..... | A | L 40-56 |
| 2/23/10..... | H | L 62-75 |
| 1/26/11..... | H | L 48-51 |
| 2/15/11..... | A | L 43-60 |
| 2/22/12..... | OT | H L 60-65 |
| 1/19/13..... | A | W 69-54 |
| 2/2/13..... | H | W 83-63 |

Pan American 0-2

| | | |
|--------------|---|---------|
| 1973-74..... | L | 65-92 |
| 1/27/75..... | H | L 62-64 |

Pembroke State 0-1

| | | |
|--------------|---|---------|
| 1977-78..... | A | L 75-78 |
|--------------|---|---------|

Pepperdine 0-1

| | | |
|---------------|---|---------|
| 12/29/92..... | N | L 60-79 |
|---------------|---|---------|

Piedmont 3-0

| | | |
|---------------|---|----------|
| 12/30/86..... | H | W 109-64 |
| 1/9/89..... | H | W 105-74 |
| 11/30/91..... | A | W 119-76 |

Portland 0-1

| | | |
|--------------------------------------|---|---------|
| 11/13/12 (1)..... | N | L 61-66 |
| 1-World Vision Classic, Seattle, Wa. | | |

Presbyterian College 0-4

| | | |
|--------------|---|----------|
| 1963-64..... | L | 54-57 |
| 1963-64..... | L | 66-102 |
| 1/8/65..... | H | L 61-81 |
| 1/15/65..... | A | L 71-108 |

Rhode Island 1-1

| | | |
|---------------|---|---------|
| 12/10/11..... | H | W 96-64 |
| 12/22/12..... | A | L 60-65 |

Rider 1-0

| | | |
|--------------|-----|------------|
| 1976-77..... | 2OT | A W 104-99 |
|--------------|-----|------------|

Rollins 3-10

| | | |
|---------------|---|----------|
| 1963-64..... | L | 57-94 |
| 1963-64..... | L | 59-63 |
| 12/15/64..... | A | L 72-92 |
| 1/29/65..... | H | L 62-75 |
| 12/14/65..... | A | L 82-100 |
| 2/3/66..... | H | W 56-54 |
| 1966-67..... | N | L 68-91 |
| 1966-67..... | L | 49-95 |
| 1966-67..... | W | 88-78 |
| 1967-68..... | L | 63-80 |
| 1967-68..... | W | 91-67 |
| 12/13/68..... | L | 68-76 |
| 2/5/69..... | L | 67-90 |

Saint Joseph's 1-0

| | | |
|---------------|---|---------|
| 12/21/01..... | N | W 95-90 |
|---------------|---|---------|

Saint Louis 1-1

| | | |
|--------------|---|---------|
| 12/5/81..... | A | L 64-79 |
| 1/4/82..... | H | W 77-70 |

Samford 25-23

| | | |
|--------------|-----|-----------|
| 1976-77..... | H | W 85-80 |
| 1976-77..... | OT | A W 95-94 |
| 1/3/83..... | H | L 83-86 |
| 1983-84..... | L | 60-86 |
| 1/17/85..... | H | L 62-93 |
| 2/16/85..... | 2OT | A L 77-79 |
| 1/18/86..... | OT | W 74-73 |
| 2/15/86..... | L | 90-108 |
| 1/17/87..... | A | W 79-75 |
| 2/21/87..... | H | W 73-60 |
| 1/23/88..... | A | W 87-66 |
| 2/27/88..... | H | L 65-74 |
| 1/28/89..... | H | W 71-61 |
| 2/23/89..... | A | W 68-66 |
| 1/18/90..... | A | L 70-79 |
| 2/17/90..... | H | W 68-63 |
| 1/14/91..... | A | W 85-75 |
| 2/9/91..... | H | W 77-59 |
| 1/25/92..... | H | W 74-69 |
| 2/22/92..... | A | W 72-52 |
| 1/23/93..... | A | L 78-92 |
| 2/20/93..... | H | L 61-71 |
| 1/29/94..... | H | W 77-71 |
| 2/17/94..... | A | W 70-55 |
| 3/3/94 * | A | L 57-78 |
| 1/21/95..... | H | L 70-83 |
| 2/25/95..... | A | L 74-98 |
| 3/2/95 * | A | W 71-57 |
| 1/25/96..... | A | L 73-76 |
| 2/24/96..... | H | L 72-93 |
| 1/23/97..... | OT | H W 58-55 |
| 2/22/97..... | A | L 74-86 |
| 1/24/98..... | H | W 78-61 |
| 2/19/98..... | A | L 62-85 |
| 1/23/99..... | H | L 62-77 |
| 2/13/99..... | A | W 57-54 |
| 1/25/00..... | A | W 69-51 |
| 2/5/00..... | H | L 57-58 |
| 3/3/00 * | A | L 80-83 |
| 12/4/00..... | H | W 64-50 |
| 2/1/01..... | A | W 73-62 |

| | | |
|---------------|-----|-----------|
| 3/2/01 * | H | W 66-56 |
| 1/19/02..... | A | L 59-63 |
| 1/28/02..... | H | W 60-48 |
| 1/18/03..... | A | L 78-80 |
| 2/15/03..... | 2OT | H L 74-78 |
| 11/27/10..... | ot | H L 61-70 |
| 11/22/11..... | A | W 55-47 |

* Conference Tournament

Savannah State 3-0

| | | |
|---------------|---|---------|
| 11/20/00..... | H | W 88-45 |
| 1/30/06..... | A | W 80-59 |
| 11/30/06..... | H | W 70-60 |

Shippensburg State 1-0

| | | |
|-------------|---|---------|
| 1/5/80..... | H | W 94-83 |
|-------------|---|---------|

Shorter 1-0

| | | |
|---------------------|---|---------|
| 12/7/92..... | H | W 84-62 |
| 11/6/09 (Exh.)..... | H | W 72-68 |

South Alabama 5-13

| | | |
|-------------------|----|-----------|
| 1975-76..... | L | 77-78 |
| 1975-76..... | W | 78-71 |
| 1976-77 * | OT | A W 82-81 |
| 1977-78..... | A | L 58-71 |
| 1977-78..... | H | W 62-60 |
| 1978-79..... | OT | A L 70-84 |
| 1978-79..... | H | L 71-89 |
| 1/7/80..... | H | L 61-70 |
| 1/16/80..... | A | L 59-70 |
| 1980-81..... | A | L 54-74 |
| 1980-81..... | H | L 49-82 |
| 1980-81 * | N | L 41-79 |
| 1/29/82..... | H | L 58-75 |
| 2/10/82..... | A | L 40-70 |
| 12/14/02..... | A | L 68-81 |
| 12/12/03..... | H | W 88-56 |
| 11/26/09 (1)..... | A | L 66-70 |
| 11/21/12 (2)..... | H | W 75-73 |

1-South Alabama Thanksgiving Classic (Mitchell Center, Mobile Ala.)

2-Coaches vs. Cancer Classic

* Conference Tournament

South Carolina 0-4

| | | |
|--------------|---|----------|
| 1/16/82..... | A | L 66-92 |
| 1/15/83..... | A | L 79-91 |
| 2/4/85..... | A | L 66-90 |
| 12/9/85..... | A | L 61-105 |

South Carolina State 2-0

| | | |
|------------------|---|---------|
| 2/20/10 (1)..... | H | W 67-52 |
| 11/29/11..... | A | W 85-54 |

1-ESPN Bracketbusters

South Florida 4-11

| | | |
|--------------|-----|-----------|
| 1975-76..... | L | 76-84 |
| 1975-76..... | L | 59-83 |
| 1976-77..... | A | L 57-71 |
| 1976-77..... | H | W 79-75 |
| 1977-78..... | A | L 62-64 |
| 1977-78..... | 2OT | H W 92-84 |
| 1978-79..... | H | L 64-71 |

| | | |
|---------------|---|---------|
| 1978-79..... | A | L 76-79 |
| 2/5/80..... | H | W 83-80 |
| 2/16/08..... | A | W 80-73 |
| 1980-81..... | H | L 70-85 |
| 1980-81..... | A | L 61-81 |
| 2/4/82..... | H | L 47-59 |
| 3/2/82..... | A | L 61-85 |
| 12/17/93..... | N | L 70-79 |

Southeastern Louisiana 4-11

| | | |
|---------------|---|---------|
| 12/16/82..... | A | L 42-59 |
| 2/15/83..... | H | L 63-73 |
| 1983-84..... | W | 65-57 |
| 1983-84..... | L | 66-81 |
| 1/30/92..... | H | W 89-62 |
| 2/27/92..... | A | L 77-78 |
| 1/28/93..... | A | L 82-90 |
| 2/25/93..... | H | L 75-82 |
| 1/15/94..... | A | L 60-69 |
| 2/10/94..... | H | W 98-88 |
| 1/7/95..... | A | L 72-96 |
| 2/1/96..... | H | W 86-81 |
| 2/8/96..... | A | L 86-91 |
| 1/30/97..... | A | L 71-74 |
| 2/6/97..... | H | L 68-77 |

Southern 2-1

| | | |
|---------------|---|---------|
| 12/30/92..... | N | W 83-79 |
| 12/10/98..... | H | L 78-80 |
| 12/20/99..... | A | W 83-73 |

Southern Methodist 0-2

| | | |
|---------------|---|----------|
| 12/17/79..... | A | L 92-119 |
| 1983-84..... | L | 67-92 |

Southern Miss 3-5

| | | |
|---------------|---|---------|
| 1973-74..... | L | 76-93 |
| 11/30/74..... | A | L 60-74 |
| 1/20/75..... | H | W 70-65 |
| 1975-76..... | W | 84-75 |
| 1/23/82..... | H | L 54-61 |
| 2/6/82..... | A | L 68-83 |
| 11/20/04..... | N | W 70-68 |
| 12/18/12..... | H | L 67-69 |

Southern Poly 2-0

| | | |
|----------------------|---|---------|
| 11/18/09..... | H | W 84-62 |
| 10/31/11 (Exh.)..... | H | W 90-65 |
| 12/8/12..... | H | W 85-58 |

Southern Wesleyan 1-0

| | | |
|---------------|---|---------|
| 11/22/96..... | H | W 73-57 |
|---------------|---|---------|

Southwest Texas State 0-2

| | | |
|---------------|---|---------|
| 12/16/92..... | A | L 62-73 |
| 12/15/93..... | H | L 73-79 |

Southwestern-Memphis 1-5

| | | |
|--------------|---|---------|
| 1/18/69..... | L | 57-69 |
| 1/31/69..... | L | 80-83 |
| 1/26/70..... | A | L 73-89 |
| 2/7/70..... | H | L 63-80 |
| 1970-71..... | L | 87-92 |
| 1970-71..... | W | 89-81 |



SERIES RECORDS



**SUN BELT
FOES:**
Georgia
State has 21
wins all-
time against
current
members of
the Sun Belt.

Spring Hill 1-2

| | | |
|--------------|---|--------|
| 1971-72..... | L | 97-105 |
| 1972-73..... | W | 70-63 |
| 1972-73..... | L | 47-57 |

St. Andrews (N.C.) 1-1

| | | | |
|---------------|---|---|-------|
| 1/11/83..... | N | L | 67-69 |
| 11/30/02..... | H | W | 95-80 |

St. Francis (N.Y.) 0-1

| | | | |
|--------------|---|---|-------|
| 1976-77..... | A | L | 56-74 |
|--------------|---|---|-------|

St. Leo 0-1

| | | | |
|---------------|---|---|-------|
| 11/29/84..... | H | L | 64-70 |
|---------------|---|---|-------|

Stephen F. Austin 2-0

| | | | | |
|--------------|----|---|---|-------|
| 12/8/90..... | OT | A | W | 65-60 |
| 1/5/91..... | OT | H | W | 73-66 |

Stetson 22-18

| | | | | |
|---------------|----|---|--------|-------|
| 1970-71..... | | L | 79-113 | |
| 12/11/82..... | A | L | 63-64 | |
| 1983-84..... | | L | 62-79 | |
| 1983-84..... | | L | 69-90 | |
| 1/5/87..... | H | W | 71-61 | |
| 2/9/87..... | A | L | 86-91 | |
| 1/9/88..... | A | L | 79-95 | |
| 2/13/88..... | H | W | 64-58 | |
| 1/7/89..... | A | W | 90-82 | |
| 2/4/89..... | H | W | 75-69 | |
| 3/7/89 * | A | L | 63-106 | |
| 1/25/90..... | H | W | 82-64 | |
| 2/24/90..... | A | L | 83-92 | |
| 1/19/91..... | H | L | 69-84 | |
| 2/16/91..... | A | L | 61-70 | |
| 3/5/91 * | A | W | 70-64 | |
| 1/16/92..... | A | L | 73-81 | |
| 2/15/92..... | H | W | 71-66 | |
| 1/16/93..... | H | W | 93-81 | |
| 2/13/93..... | A | W | 100-89 | |
| 1/6/94..... | H | L | 63-69 | |
| 2/5/94..... | A | W | 80-61 | |
| 2/18/95..... | H | L | 64-67 | |
| 1/18/96..... | A | L | 61-73 | |
| 1/16/97..... | OT | H | W | 57-52 |
| 1/3/98..... | H | L | 65-69 | |
| 2/26/98 * | N | W | 80-59 | |

| | | | | |
|--------------|----|---|-------|-------|
| 1/30/99..... | H | W | 76-61 | |
| 1/10/00..... | H | W | 79-64 | |
| 2/17/00..... | A | W | 74-66 | |
| 1/6/01..... | A | L | 66-71 | |
| 2/17/01..... | A | W | 68-65 | |
| 1/10/02..... | H | W | 89-73 | |
| 2/4/02..... | A | W | 94-79 | |
| 1/31/03..... | A | W | 78-71 | |
| 1/24/04..... | A | W | 93-62 | |
| 2/1/04..... | OT | H | L | 65-66 |
| 3/4/04 * | N | W | 55-47 | |
| 12/4/04..... | A | L | 70-79 | |
| 2/27/05..... | H | W | 84-63 | |

* Conference Tournament

Tampa 0-3

| | | | |
|---------------|---|---|--------|
| 12/16/65..... | A | L | 68-107 |
| 2/16/66..... | H | L | 71-79 |
| 2/4/65..... | H | L | 65-75 |

UT-Chattanooga 1-17

| | | |
|--------------------|-----|---------|
| 1966-67..... | L | 54-58 |
| 1967-68..... | L | 53-84 |
| 1967-68..... | L | 68-75 |
| 2/10/69..... | L | 66-98 |
| 2/25/69..... | L | 71-85 |
| 2/28/70..... | A L | 70-81 |
| 1970-71..... | L | 71-84 |
| 1970-71..... | L | 76-84 |
| 1971-72..... | L | 104-108 |
| 1971-72..... | L | 85-103 |
| 1972-73..... | L | 67-75 |
| 1972-73..... | L | 67-75 |
| 1973-74..... | L | 92-112 |
| 1973-74..... | L | 64-78 |
| 2/15/75..... | A L | 80-98 |
| 3/3/75..... | H L | 74-94 |
| 12/9/89..... | A L | 62-72 |
| 12/30/10 (1) | A W | 81-76 |

1-Dr Pepper Classic

Tennessee 1-4

| | | | |
|---------------|---|---|-------|
| 1977-78..... | A | L | 62-84 |
| 1983-84..... | W | | 52-50 |
| 11/26/95..... | A | L | 59-74 |
| 12/1/96..... | A | L | 53-70 |
| 12/20/03..... | A | L | 71-87 |

Tennessee State 2-0

| | | | |
|--------------|---|---|--------|
| 1/13/03..... | H | W | 107-71 |
| 11/20/12 (1) | H | W | 59-57 |

1-Coaches vs. Cancer Classic

Tennessee Tech 1-2

| | | | |
|------------------|---|---|-------|
| 1973-74..... | N | L | 59-64 |
| 3/13/02 (1)..... | A | L | 62-64 |
| 3/13/12 (2)..... | H | W | 74-43 |

1-National Invitation Tournament

2-CollegeInsider.com Postseason Tour.

UT-Martin 2-1

| | | | |
|---------------|---|---|-------|
| 12/14/92..... | A | W | 58-54 |
| 12/13/93..... | H | W | 95-68 |
| 12/7/95..... | A | L | 68-90 |

Texas A&M-Corpus Christi 1-0

| | | | |
|--------------|---|---|-------|
| 12/28/10 (1) | N | W | 72-42 |
|--------------|---|---|-------|

1-Dr Pepper Classic

TCU 0-2

| | | | |
|---------------|---|---|-------|
| 12/19/79..... | A | L | 82-99 |
| 12/22/79..... | N | L | 76-88 |

Texas Tech 0-1

| | | | |
|---------------|---|---|-------|
| 12/29/04..... | A | L | 56-98 |
|---------------|---|---|-------|

UT-Arlington 0-3

| | | | |
|---------------|---|---|---------|
| 12/22/84..... | N | L | 79-85 |
| 12/15/90..... | H | L | 104-113 |
| 12/7/91..... | A | L | 85-110 |

UTSA 6-7

Formerly Texas-San Antonio

| | | | | |
|------------------|----|---|--------|-------|
| 1/22/87..... | H | W | 96-86 | |
| 2/26/87..... | H | L | 74-89 | |
| 1/28/88..... | H | W | 87-65 | |
| 3/3/88..... | A | L | 83-91 | |
| 1/12/89..... | H | W | 92-73 | |
| 2/11/89..... | A | L | 87-115 | |
| 1/11/90..... | H | L | 71-101 | |
| 2/10/90..... | A | L | 70-128 | |
| 1/31/91..... | A | L | 72-85 | |
| 2/28/91..... | H | L | 78-85 | |
| 3/6/1991 * | N | W | 94-84 | |
| 12/15/07..... | OT | H | W | 76-71 |
| 12/27/08..... | A | L | 48-60 | |
| 2/18/12 (1)..... | H | W | 82-71 | |

1-ESPN Bracketbusters

* Conference Tournament

Towson 9-7

H: 6-2 • A: 2-5 • N: 1-0 • CAA: 9-7

| | | | | |
|--------------|-----|---|-------|-------|
| 1/21/06..... | A | L | 62-66 | |
| 2/23/06..... | H | L | 69-70 | |
| 3/3/06 * | N | W | 72-64 | |
| 1/6/07..... | 2OT | H | W | 87-81 |
| 2/10/07..... | A | L | 65-92 | |
| 1/23/08..... | A | L | 57-58 | |
| 2/27/08..... | H | W | 79-63 | |
| 1/17/09..... | H | W | 68-46 | |
| 2/11/09..... | OT | A | L | 72-82 |

| | | | | |
|--------------|----|---|-------|-------|
| 1/2/10..... | H | W | 70-61 | |
| 2/13/10..... | OT | A | L | 69-74 |
| 1/8/11..... | H | W | 73-65 | |
| 2/5/11..... | A | W | 63-60 | |
| 1/14/12..... | H | W | 57-42 | |
| 1/21/13..... | A | W | 71-69 | |
| 2/9/13..... | OT | H | L | 82-90 |

Troy 13-10

| | | | |
|---------------|---|---|--------|
| 12/14/96..... | A | L | 79-90 |
| 12/30/96..... | H | W | 71-56 |
| 1/15/98..... | A | W | 74-58 |
| 2/14/98..... | H | W | 95-79 |
| 1/16/99..... | A | W | 90-81 |
| 1/20/00..... | A | W | 83-77 |
| 1/29/00..... | H | L | 58-72 |
| 1/20/01..... | A | L | 67-74 |
| 1/29/01..... | H | W | 79-75 |
| 3/3/01 * | H | W | 79-55 |
| 1/2/02..... | H | W | 84-67 |
| 2/16/02..... | A | W | 102-88 |
| 2/6/03..... | A | L | 81-99 |
| 3/7/03 * | N | L | 61-71 |
| 1/13/04..... | H | W | 84-83 |
| 2/6/04..... | A | L | 69-85 |
| 3/5/04 * | N | L | 62-63 |
| 1/13/05..... | A | W | 96-89 |
| 1/26/05..... | H | L | 73-84 |
| 11/24/07..... | H | W | 97-92 |
| 11/25/08..... | A | L | 63-68 |
| 11/19/10..... | H | W | 80-70 |
| 12/15/12..... | A | L | 56-57 |

* Conference Tournament

Tulane 0-7

| | | |
|---------------|-----|-------|
| 1972-73..... | L | 63-94 |
| 1973-74..... | L | 63-81 |
| 2/22/75..... | A L | 68-77 |
| 1975-76..... | L | 63-95 |
| 12/20/82..... | A L | 53-78 |
| 1983-84..... | L | 52-77 |
| 12/28/95..... | A L | 55-62 |

Tulsa 1-1

| | | | |
|---------------|---|---|--------|
| 11/24/99..... | A | L | 73-100 |
| 12/1/03..... | H | W | 72-67 |

U.S. International 0-1

| | | | |
|--------------|---|---|--------|
| 1980-81..... | H | L | 83-102 |
|--------------|---|---|--------|

UAB 2-6

| | | | |
|---------------|---|---|--------|
| 1978-79..... | A | L | 81-100 |
| 1978-79..... | H | W | 64-61 |
| 12/15/79..... | H | L | 73-100 |
| 1/3/80..... | A | L | 62-75 |
| 1980-81..... | H | L | 67-85 |
| 1980-81..... | A | L | 64-89 |
| 12/22/00..... | N | W | 74-63 |
| 11/10/07..... | H | L | 63-86 |



SERIES RECORDS

UCF 11-13

Formerly Central Florida

| | | |
|----------------------|---|-------|
| 12/21/91.....OT....A | L | 94-95 |
| 1/2/92.....H | W | 80-71 |
| 1/8/94.....H | W | 72-63 |
| 2/3/94.....A | L | 72-74 |
| 1/12/95.....H | L | 61-68 |
| 1/26/95.....A | L | 77-93 |
| 1/20/96.....H | L | 75-95 |
| 1/18/97.....A | L | 68-85 |
| 1/5/98.....H | W | 76-70 |
| 1/4/99.....A | L | 70-86 |
| 1/9/99.....H | W | 81-76 |
| 2/26/99 *.....N | L | 60-67 |
| 1/13/00.....A | L | 67-72 |
| 2/26/00.....H | W | 78-63 |
| 1/13/01.....H | W | 97-75 |
| 2/22/01.....A | W | 90-85 |
| 1/7/02.....OT....A | W | 92-84 |
| 2/7/02.....H | L | 73-83 |
| 3/1/02 *.....N | W | 82-64 |
| 1/25/03.....2OT...H | L | 74-81 |
| 1/3/04.....A | L | 60-70 |
| 2/21/04.....H | W | 63-61 |
| 1/3/05.....H | W | 76-63 |
| 2/19/05.....A | L | 65-70 |

* Conference Tournament

UNC Asheville 0-2

| | | |
|----------------|---|-------|
| 1/13/97.....H | L | 72-73 |
| 11/26/97.....A | L | 64-74 |

UNCW 10-9

| | | |
|---------------------|---|--------|
| 12/1/64.....H | L | 71-98 |
| 2/19/65.....A | L | 67-104 |
| 2/11/06.....H | L | 57-69 |
| 2/25/06.....A | L | 56-68 |
| 1/13/07.....OT....A | W | 59-54 |
| 1/31/07.....H | W | 72-60 |
| 1/19/08.....H | L | 61-68 |
| 2/20/08.....A | L | 72-77 |
| 12/6/08.....A | W | 68-46 |
| 2/14/09.....H | W | 69-66 |
| 1/6/10.....A | L | 50-57 |
| 1/20/10.....H | W | 79-74 |
| 1/5/11.....A | L | 56-59 |
| 2/2/11.....OT....H | W | 63-58 |
| 3/4/11 *.....N | W | 58-52 |
| 1/12/12.....H | W | 75-61 |
| 2/1/12.....A | W | 68-53 |
| 1/23/13.....H | W | 81-63 |
| 2/6/13.....A | L | 72-76 |

* Conference Tournament

University of the South 2-4

| | | |
|--------------|---|-------|
| 1963-64..... | L | 50-61 |
| 1966-67..... | L | 55-63 |
| 1967-68..... | L | 67-68 |
| 1967-68..... | L | 66-75 |
| 1970-71..... | W | 56-49 |
| 1970-71..... | W | 81-80 |

USC-Aiken 1-0

| | | |
|-----------------------|---|-------|
| 11/22/97.....H | W | 83-67 |
| 11/11/05 (Exh.).....H | W | 89-64 |

USC-Spartanburg 1-0

| | | |
|---------------|---|-------|
| 1980-81.....H | W | 63-61 |
|---------------|---|-------|

Utah 0-1

| | | |
|--------------------|---|-------|
| 11/17/03 (1).....A | L | 38-46 |
|--------------------|---|-------|

1-Preseason NIT

Utah Valley 3-0

| | | |
|--------------------|---|-------|
| 11/25/09 (1).....N | W | 59-52 |
| 11/23/10.....H | W | 69-56 |
| 12/17/11.....A | W | 71-68 |

1-South Alabama Thanksgiving Classic (Mitchell Center, Mobile Ala.)

Utica 2-1

| | | |
|------------------|---|-------|
| 1/11/82.....H | W | 68-67 |
| 1/8/83 (1).....N | W | 72-69 |
| 1/13/83.....H | L | 66-68 |

1-Banker's Classic, Fairfield, Conn.

Valdosta State 3-10

| | | |
|----------------------|---|--------|
| 12/11/65.....A | L | 55-100 |
| 1963-64..... | L | 44-59 |
| 1963-64..... | L | 60-87 |
| 12/12/64.....A | L | 61-81 |
| 2/16/65.....H | L | 76-107 |
| 1/31/66.....H | L | 55-72 |
| 1966-67..... | L | 56-85 |
| 1966-67..... | L | 51-70 |
| 1967-68..... | L | 64-92 |
| 1967-68..... | L | 59-93 |
| 12/16/85.....OT....W | | 103-99 |
| 12/1/00.....H | W | 83-54 |
| 11/17/01.....H | W | 82-71 |

Vanderbilt 0-1

| | | |
|----------------|---|-------|
| 12/27/79.....A | L | 53-65 |
|----------------|---|-------|

VCU 6-20

| | | |
|---------------------|---|--------|
| 1975-76..... | W | 57-56 |
| 1976-77.....A | L | 56-72 |
| 1977-78.....OT....A | L | 69-71 |
| 1977-78.....H | W | 89-79 |
| 12/13/79.....H | L | 62-89 |
| 1/20/80.....A | W | 77-71 |
| 1980-81.....A | L | 69-81 |
| 1980-81.....H | L | 71-84 |
| 11/16/97.....A | L | 54-55 |
| 12/22/98.....H | W | 99-80 |
| 12/20/05.....A | L | 54-67 |
| 1/28/06.....OT...H | L | 68-79 |
| 2/3/07.....A | L | 71-100 |
| 2/24/07.....H | L | 70-72 |
| 3/3/07 *.....N | L | 60-73 |
| 1/10/08.....A | L | 47-49 |
| 2/6/08.....OT....H | L | 60-65 |
| 1/21/09.....H | L | 50-65 |
| 2/28/09.....A | L | 41-69 |
| 3/7/09 *.....N | L | 52-61 |
| 1/16/10.....H | L | 69-82 |

| | | |
|---------------|---|-------|
| 1/30/10.....A | L | 62-78 |
| 1/3/11.....H | W | 76-77 |
| 1/19/11.....A | L | 54-71 |
| 1/4/12.....A | W | 55-53 |
| 1/28/12.....H | L | 58-59 |

* CAA Tournament

VMI 0-2

| | | |
|---------------|---|-------|
| 1978-79.....A | L | 72-75 |
| 1978-79.....H | L | 72-76 |

Washington 0-1

| | | |
|--------------------------------------|---|-------|
| 11/12/11 (1).....A | L | 74-91 |
| 1-World Vision Classic, Seattle, Wa. | | |

West Chester State 0-1

| | | |
|---------------|---|-------|
| 1977-78.....A | L | 83-85 |
|---------------|---|-------|

West Florida 1-2

| | | |
|----------------|---|--------|
| 12/21/68..... | L | 53-80 |
| 1/13/69..... | L | 72-101 |
| 12/31/03.....H | W | 105-73 |

West Georgia 7-9

| | | |
|----------------------|---|--------|
| 1963-64..... | L | 54-73 |
| 1963-64..... | L | 51-78 |
| 1/13/65.....H | W | 68-62 |
| 2/13/65.....A | L | 67-82 |
| 12/3/65.....H | W | 79-73 |
| 1/29/66.....A | L | 75-78 |
| 1966-67..... | W | 73-65 |
| 1966-67..... | W | 90-88 |
| 1967-68..... | L | 50-69 |
| 1967-68..... | L | 71-72 |
| 12/7/68..... | W | 60-51 |
| 1/25/69..... | L | 67-75 |
| 12/5/69.....A | W | 61-59 |
| 1/23/70.....H | W | 94-78 |
| 1971-72..... | L | 83-104 |
| 1971-72..... | L | 95-117 |
| 11/2/02 (Exh.).....H | W | 77-76 |

Western Kentucky 0-1

| | | |
|-------------------|---|-------|
| 1983-84 (1).....A | L | 39-62 |
|-------------------|---|-------|

1-Wendy's Classic, Bowling Green, Ky.

Western Michigan 0-1

| | | |
|----------------|---|-------|
| 12/11/10.....H | L | 59-61 |
|----------------|---|-------|

William & Mary 6-8

| | | |
|----------------|---|-------|
| 1/14/06.....H | W | 79-70 |
| 2/4/06.....A | L | 73-90 |
| 1/8/07.....H | L | 43-57 |
| 1/27/07.....A | L | 65-81 |
| 3/2/07 *.....N | W | 70-68 |
| 1/12/08.....H | L | 58-60 |
| 3/7/08 *.....N | L | 57-58 |
| 1/31/09.....A | W | 58-51 |
| 2/6/10.....H | L | 56-59 |
| 2/23/11.....A | L | 65-69 |
| 12/3/11.....H | W | 66-34 |
| 2/25/12.....A | W | 64-60 |

| | | |
|---------------|---|-------|
| 1/16/13.....H | W | 74-58 |
| 2/18/13.....A | L | 63-75 |

* CAA Tournament

Winston-Salem State 1-1

| | | |
|----------------|---|-------|
| 11/19/06.....H | W | 94-87 |
| 12/8/07.....A | L | 61-67 |

Winthrop 1-1

| | | |
|----------------|---|-------|
| 12/30/95.....H | W | 87-76 |
| 12/16/96.....A | L | 64-73 |

Wisconsin State 0-1

| | | |
|-------------------|---|-------|
| 1970-71 (1).....N | L | 76-82 |
|-------------------|---|-------|

1-Augusta College Invitational

Wisconsin 1-0

| | | |
|-------------------|---|-------|
| 3/15/01 (1).....N | W | 50-49 |
|-------------------|---|-------|

1-NCAA First Round, Boise, Idaho

Wisconsin-Green Bay 0-1

| | | |
|--------------------|---|-------|
| 12/28/81 (1).....A | L | 66-78 |
|--------------------|---|-------|

1-Green Bay Classic, Green Bay, Wis.

Wyoming 0-1

| | | |
|----------------|---|--------|
| 12/14/87.....A | L | 89-100 |
|----------------|---|--------|

Xavier 0-2

| | | |
|----------------|---|-------|
| 12/8/81.....H | L | 29-72 |
| 12/21/81.....A | L | 56-57 |

Yale 1-0

| | | |
|----------------|---|-------|
| 11/26/94.....N | W | 77-72 |
|----------------|---|-------|

Youngstown State 0-2

| | | |
|--------------|---|-------|
| 1973-74..... | L | 79-87 |
| 3/1/75.....A | L | 57-82 |



OPPONENT CONTACTS

ALABAMA CRIMSON TIDE

Website.....rolltide.com
MBB Contact.....Aaron Jordan
Office Phone.....205.348.6084
E-mail.....ajordan@ia.ua.edu

ARKANSAS-LITTLE ROCK TROJANS

Website.....ualrtrojans.com
MBB Contact.....Patrick Newton
Office Phone.....501.569.7003
E-mail.....pcnewton@ual.edu

ARKANSAS STATE RED WOLVES

Website.....astateredwolves.com
MBB Contact.....Joe Gorby
Office Phone.....870.972.3547
E-mail.....jgorby@astate.edu

EAST CAROLINA PIRATES

Website.....ecupirates.com
MBB Contact.....Jody Jones
Office Phone.....252.737.4522
E-mail.....jonesjod@ecu.edu

FLORIDA INTERNATIONAL PANTHERS

Website.....fiusports.com
MBB Contact.....Paul Dodson
Office Phone.....305.348.3164
E-mail.....pdodson@fiu.edu

FORT VALLEY STATE WILDCATS

Website.....fvsusports.com
MBB Contact.....Willie Patterson
Office Phone.....478.825.6437
E-mail.....pattersonw@fvsu.edu

GEORGIA SOUTHERN EAGLES

Website.....georgiasoutherneagles.com
MBB Contact.....A.J. Henderson
Office Phone.....912.478.5071
E-mail.....ajhenderson@georgiasouthern.edu

LOUISIANA-LAFAYETTE RAGIN' CAJUNS

Website.....ragincajuns.com
MBB Contact.....Brian McCann
Office Phone.....337.482.6331
E-mail.....bjm5269@louisiana.edu

LOUISIANA-MONROE WARHAWKS

Website.....ulmwarhawks.com
MBB Contact.....Robbie Kleinmuntz
Office Phone.....318.342.5462
E-mail.....kleinmuntz@ulm.edu

MCNEESE STATE COWBOYS

Website.....mcneesestatesports.com
MBB Contact.....Matthew Bonnette
Office Phone.....337.475.5207
E-mail.....wbonnette@mcneese.edu

OLD DOMINION MONARCHS

Website.....odusports.com
MBB Contact.....Carol Hudson
Office Phone.....757.683.3395
E-mail.....chudson@odu.edu

SHORTER HAWKS

Website.....goshorterhawks.com
MBB Contact.....Karen Allen
Office Phone.....706.233.7966
E-mail.....kallen@shorter.edu

SOUTH ALABAMA JAGUARS

Website.....usajaguars.com
MBB Contact.....Matt Horne
Office Phone.....251.414.8184
E-mail.....mhorne@usouthal.edu

SOUTHERN MISS EAGLES

Website.....southernmiss.com
MBB Contact.....Tim Andrzejewski
Office Phone.....601.266.4503
E-mail.....timothy.andrzejewski@usm.edu

SOUTHERN POLY HORNETS

Website.....spsu.edu
MBB Contact.....Steve Ruthsatz
Office Phone.....678.915.7778
E-mail.....N/A

STILLMAN COLLEGE TIGERS

Website.....stillmanathletics.com
MBB Contact.....William Bright
Office Phone.....205.247.8101
E-mail.....wbright@stillman.edu

UT-ARLINGTON MAVERICKS

Website.....utamavs.com
MBB Contact.....Art Garcia
Office Phone.....817.272.2239
E-mail.....artgarcia@uta.edu



GEORGIA STATE will enter the NIT Season Tip-off in its current format for the first time this November.

SUN BELT CONFERENCE MEDIA RELATIONS

John McElwain,
Associate Commissioner
Phone.....504.556.0883
Fax.....504.299.9068
Email.....mcelwain@sunbeltsports.org
Website.....www.sunbeltsports.org

Mailing Address:
1500 Sugar Bowl Drive
New Orleans, La. 70112

TEXAS STATE BOBCATS

Website.....txstatebobcats.com
MBB Contact.....Rob Buerlein
Office Phone.....512-245-4692
E-mail.....rb60@txstate.edu

UTSA ROADRUNNERS

Website.....goUTSA.com
MBB Contact.....Jordan Korphage
Office Phone.....210.458.4930
E-mail.....jordan.korphage@utsa.edu

TROY TROJANS

Website.....troytrojans.com
MBB Contact.....Adam Prendergast
Office Phone.....334.670.3832
E-mail.....aprendergast@troy.edu

VANDERBILT COMMODORES

Website.....vucommodores.com
MBB Contact.....Andy Boggs
Office Phone.....615.343.1847
E-mail.....andy.boggs@vanderbilt.edu

WESTERN KENTUCKY HILLTOPPERS

Website.....wkusports.com
MBB Contact.....Michael Schroeder
Office Phone.....270.745.5045
E-mail.....michael.schroeder@wku.edu

YOUNG HARRIS MOUNTAIN LIONS

Website.....yhcathletics.com
MBB Contact.....Michael MacEachern
Office Phone.....706.379.5106
E-mail.....mfmaceachern@yhc.com



MEDIA INFORMATION

Interviews

Georgia State student-athletes and coaches are available to the media throughout the season, but all interviews should be arranged through the Sports Communications Office and Associate Sports Information Director Mike Holmes.

Covering Practice

Georgia State practices are generally open, but media are asked to contact Associate Sports Information Director Mike Holmes before attending. Photography and video are permitted, subject to the discretion of the coaching staff. Practices are held in the Georgia State Sports Arena, and times vary.

Media Credentials

Media credentials are issued to accredited members of the working media and professional scouts on assignment. Requests should be made in writing, via fax or email, to Associate Sports Information Director Mike Holmes.

Media Will Call

Media will call is located on the first floor of the Georgia State Sports Arena, accessible via Decatur Street. Will call opens 90 minutes before tipoff.

Media Work Room

The media work room is located on the second floor of the Georgia State Sports Arena.

Media Parking

Media parking at the Georgia State Sports Arena is extremely limited. Please submit requests for parking well in advance, and every effort will be made to accommodate your request. Media will park either on Collins Street, or in G Deck, directly across from the Sports Arena.

Photographers

Admission to courtside photography areas is by credential only. Courtside photo positions, for both still photography and videographers, are at the discretion of the basketball game officials and the sports communications staff.

Post Game Interviews

Post-game interviews will be conducted in the media work room on the second floor of the Georgia State Sports Arena. Following the game, Georgia State head coach Ron Hunter, selected players and the visiting head coach (if needed) will be brought to the interview room. Quotes will be available.

SUN BELT MEDIA SERVICES

The Sun Belt Conference Media Relations Office produces a weekly men's basketball release. Each release will include the most updated standings, results, notes and stats. The releases will be made available on the conference website (www.sunbeltsports.org) and distributed to local, regional and national media. The conference will also e-mail the release to each league school's sports information department. To be on the list, please contact either Mike Holmes or John McElwain (mcelwain@sunbeltsports.org) at the conference office.

DIRECTIONS TO SPORTS ARENA

ADDRESS:

125 Decatur Street, Atlanta, GA 30303
Located at the intersection of Decatur Street and Piedmont Avenue.

FROM THE NORTH:

Take I 75/85 south into downtown Atlanta. Exit at Martin Luther King Dr. (Exit 248A- State Capitol, Turner Field) and continue to the second light. Turn right on Piedmont Avenue. After traveling under the MARTA station, the Sports Arena will be on your left. At the next traffic light, turn left onto Decatur Street. Go one block until you reach the first traffic light, Collins Street. For parking, turn left onto Collins Street. The Sports Arena will be on your left and Parking Deck G will be on your right.

FROM THE SOUTH:

Take I-75/85 north toward downtown Atlanta. Exit at Central Ave. (Exit 246). After passing Underground Atlanta, continue through the intersection of Central Avenue and Decatur Street. Turn right onto Decatur Street. At the first traffic light, turn right onto Collins Street. The Sports Arena will be on the left and Parking Deck G will be on the right.

FROM THE EAST:

Take I-20 east toward downtown Atlanta. Exit at Capitol Avenue (Exit 58A). Turn right onto Capitol Avenue. Pass the Capitol Building (Capitol Avenue becomes Piedmont). Go under the MARTA overpass, and turn left onto Decatur Street. Go one block and turn left onto Collins Street. The Sports Arena will be on the left and Parking Deck G will be on the right.

FROM THE WEST:

Take I-20 east toward downtown Atlanta. Exit at Spring St. (Exit 56B), and turn left. Continue until you reach Marietta Street. Turn right onto Marietta Street. After crossing over Peachtree Street, Marietta Street becomes Decatur Street. Continue past Central Avenue, then turn right onto Collins Street. The Sports Arena will be on the left and the entrance to Parking Deck G will be on the right.

MARTA:

On the east-west line, exit at Georgia State Station. Exit the station onto Piedmont Avenue and the Sports Arena will be at the intersection of Piedmont and Decatur Street.

From the north-south line, transfer to the east-west line at Five Points station and go east one stop to the Georgia State station.

GEORGIA STATE SPORTS COMMUNICATIONS



Mike Holmes



Jerry Trickie



Allison George



Charlie Taylor

SPORTS COMMUNICATIONS STAFF

Associate Sports Communications Director: Mike Holmes (MBB Contact)O: 404.413.4033
Associate AD-Strategic Communications: Jerry Trickie.....O: 404.413.4166
Assistant AD-Communications: Allison George.....O: 404.413.4032
Assistant AD-Communications: Charlie TaylorO: 404.413.4031
Sports Information Graduate Assistant: Matt Arsenault.....O: 404.413.4034
Sports Information Graduate Assistant: Cassie Folck.....O: 404.413.4034

Cell: 404.259.9716
Cell: 404.293.8102
Cell: 678.595.7728
Cell: 404.556.2295
Cell: 864.529.2086
Cell: 260.418.3449

rholmes@gsu.edu
jtrickie@gsu.edu
ageorge@gsu.edu
ctaylor@gsu.edu
marsenault1@gsu.edu
cfolck1@gsu.edu

RADIO & TELEVISION

EVERY GAME ON 1340 THE FAN 3 AND 88.5 WRAS-FM

All Georgia State basketball games are broadcast on 1340 The Fan 3 and WRAS-FM 88.5 radio. All games can also be heard on the Internet at www.atlantassportstation.com.

Now in his 31st season, Dave Cohen is the Voice of the Georgia State Panthers. He has broadcast more than 900 Panther basketball games.

Starting this season, Brandon Leak will join the broadcast, along with former Georgia State player Rodney Turner, who joined the broadcast in 2007-08 as color analyst. Turner played for the Panthers from 1986-89.

Each broadcast begins 30 minutes before tipoff with The Panther Pregame Show, including the Coach Ron Hunter Pregame Report just prior to tip.

Also assisting Cohen on the Georgia State broadcasts as studio hosts are Gary Lowe, Edgar Treiguts, Chris Culwell, John Morgo, Matthew Simmons Adam Devore, Eric Quintana and Amy Walker.

In addition to calling the play-by-play for every men's basketball game, Cohen is also in his 16th year as Georgia State's Broadcast Coordinator, overseeing the radio broadcasts for women's basketball, baseball and other events. He also works in the Georgia State University Department of Alumni Relations.

A native of Lowell, Mass., and a graduate of Georgia State, Dave is married to Carol Cohen, a former Georgia State associate athletic director who now works as the Director of the Student Advisement Center. The couple has two sons.

GEORGIA STATE LIVE RADIO SHOW

Georgia State head coach Ron Hunter will be featured on a weekly radio call-in show on 1340 The Fan 3.

Co-hosted by Panther play-by-play voice Dave Cohen, the weekly show will air most Mondays during the season.



DAVE COHEN AND BRANDON LEAK (TOP) will be joined by former Panther-great **RODNEY "TRUCK" TURNER** on broadcasts this season.



FOX SPORTS RADIO
1340
The Fan **3**

WRAS 88.5
atlanta
P.O. Box 4048 - Atlanta, GA 30302-4048
404-413-WRAS

GeorgiaStateSports.com

Live video streaming for
all of Georgia State's
non-televised home games
on the Panthers' official
athletics website.

GSU ON TV

The Georgia State basketball team has appeared on television more than 40 times over the last seven seasons, including games on Comcast Sports (CSS) and the ESPN family of networks. The Panthers are now included in the Sun Belt Network, giving GSU additional coverage during basketball season.



SUN BELT SCHEDULE

Nov. 8 Louisiana-Monroe at Kansas. 8:00 PM
 Nov. 8 Detroit at South Alabama 8:05 PM
 Nov. 8 Texas State at Houston..... 8:30 PM
 Nov. 8 Troy at Ole Miss 8:30 PM
 Nov. 8 UT Arlington at Boise State. 10:00 PM

Nov. 9 Southern Poly at Georgia St.. 1:00 PM
 Nov. 9 Louisiana at La.-Lafayette 8:05 PM

Nov. 11 North Florida at UALR..... 8:00 PM
 Nov. 11 Arkansas State at Jackson St.. 8:30 PM
 Nov. 11 LaGrange at Troy..... 8:30 PM

Nov. 12 WKU at Wichita State 1:00 AM
 Nov. 12 Georgia State at Vanderbilt 8:00 PM
 Nov. 12 South Alabama at Texas 8:00 PM
 Nov. 12 Stephen F. Austin at Texas St. 8:00 PM
 Nov. 12 McNeese St. at La.-Lafayette.. 8:05 PM
 Nov. 12 Samford at UT Arlington..... 8:30 PM

Nov. 13 UT-Martin at Arkansas St..... 8:05 PM
 Nov. 13 Howard Payne at UT Arlington. 8:30 PM

Nov. 14 Troy at UAB 8:00 PM

Nov. 15 Cleveland St. at UT Arlington.. 8:30 PM
 Nov. 15 La.-Lafayette at Arkansas..... TBA

Nov. 16 Texas St. at Oral Roberts 4:00 PM
 Nov. 16 ETSU at WKU 8:00 PM
 Nov. 16 UALR at Florida TBA
 Nov. 16 Arkansas State at Wyoming..... TBA

Nov. 17 Louisiana-Lafayette at Baylor TBA

Nov. 18 (1) Georgia St. at vs. McNeese St. 5:30 PM
 Nov. 18 UALR at Middle Tennessee.... 8:00 PM
 Nov. 18 Samford at ULM..... 8:00 PM
 Nov. 18 William Carey at South Alabama.8:05 PM
 Nov. 18 Arkansas State at Colorado.... 9:00 PM

Nov. 19 (2) UT Arlington at Kentucky . 7:30 PM
 Nov. 19 Nicholls State at Troy..... 8:00 PM
 Nov. 19 (1) Georgia State vs. TBA..... TBA

Nov. 20 Texas State at SMU..... 8:00 PM

Nov. 21 (2) UT Arlington at Robert Morris. 7:00 PM
 Nov. 21 ULM at Northwestern State .. 8:00 PM
 Nov. 21 UNC Wilmington at WKU.... 8:00 PM

Nov. 22 UALR at Southern..... 8:00 PM
 Nov. 22 (3) S. Miss at South Alabama 8:05 PM

Nov. 23 (3) Wright St. at South Alabama. 2:05 PM
 Nov. 23 (2) UT Arlington at E. Michigan. 7:00 PM
 Nov. 23 Samford at WKU..... 8:00 PM
 Nov. 23 (4) La.-Lafayette vs. Oakland..... TBA

Nov. 24 Central Ark. at Arkansas St. . 3:05 PM

Nov. 24 (3) HBU at South Alabama.... 3:05 PM
 Nov. 24 (4) La.-Lafayette vs. TBA..... TBA

Nov. 25 South Dakota at Texas State... 8:00 PM
 Nov. 26 WKU at Marshall 7:00 PM
 Nov. 26 Southern Arkansas at UALR.. 8:00 PM
 Nov. 26 Troy at Central Arkansas 8:00 PM

Nov. 27 Northwestern St. at La.-Lafayette. 8:05 PM

Nov. 29 UALR at at Oklahoma 3:00 PM
 Nov. 29 (5) Texas State vs. Tulane 5:00 PM
 Nov. 29 UT Arlington at Texas 8:00 PM

Nov. 30 South Alabama at MTSU 1:00 PM
 Nov. 30 (5) Texas St. vs. N. Kentucky . 5:00 PM
 Nov. 30 Georgia State at FIU..... 6:00 PM
 Nov. 30 Arkansas State at Lamar 7:00 PM
 Nov. 30 Eastern Illinois at WKU 9:00 PM

Dec. 1 (5) Texas St. vs. SE Missouri.. 5:00 PM

Dec. 2 WKU at Bowling Green 7:00 PM
 Dec. 2 Alcorn State at Troy 8:00 PM
 Dec. 2 Niagara at Arkansas State..... 8:05 PM
 Dec. 2 Spring Hill at South Alabama.8:05 PM

Dec. 3 UA Fort Smith at UALR 8:00 PM
 Dec. 3 Dallas Baptist at UT Arlington.. 8:30 PM

Dec. 4 Young Harris at Georgia St. ... 7:00 PM
 Dec. 4 Cedarville at Texas State..... 8:00 PM
 Dec. 4 La.-Lafayette at La. Tech..... TBA

Dec. 7 South Alabama at Rice 3:00 PM
 Dec. 7 WKU at Southern Illinois 4:05 PM
 Dec. 7 UALR at at Tulsa..... 5:30 PM
 Dec. 7 Alabama State at Troy..... 8:00 PM
 Dec. 7 Weber State at UT Arlington. 8:30 PM
 Dec. 7 Georgia State at Southern Miss TBA
 Dec. 7 La.-Lafayette at Louisville TBA

Dec. 9 Thomas at ULM..... 8:00 PM

Dec. 13 UALR at Memphis TBA

Dec. 14 WKU at Louisville 12:00 PM
 Dec. 14 ODU at Georgia State..... 2:00 PM
 Dec. 14 Arkansas State at Nebraska.... 4:00 PM
 Dec. 14 Louisiana-Monroe at LSU..... 8:00 PM
 Dec. 14 Texas State at Texas 8:00 PM
 Dec. 14 Houston at La.-Lafayette 8:05 PM
 Dec. 14 South Alabama at Gonzaga.. 10:00 PM
 Dec. 14 UT Arlington at Houston Baptist .. TBA

Dec. 15 Troy at Kansas State 6:00 PM

Dec. 17 UT Arlington at Oklahoma ... 8:00 PM

Dec. 17 Toledo at Arkansas State 8:05 PM
 Dec. 17 Centenary at La.-Lafayette..... 8:05 PM
 Dec. 17 Dillard at South Alabama..... 8:05 PM

Dec. 18 ULM at Ole Miss..... 7:00 PM
 Dec. 18 Southern Miss at WKU 8:00 PM

Dec. 19 (6) Troy vs. UC Santa Barbara . 7:30 PM
 Dec. 19 La.-Lafayette at Jackson St. 8:30 PM
 Dec. 19 Texas State at Utah 9:00 PM

Dec. 20 Ga. Southern at Georgia St. ... 7:00 PM
 Dec. 20 (6) Troy vs. Western Illinois... 7:30 PM
 Dec. 20 (7) UALR vs. Jacksonville State TBA

Dec. 21 Cal St. Bakersfield at UT Arlington 2:00 PM
 Dec. 21 Murray State at WKU 2:00 PM
 Dec. 21 UT-Tyler at Texas State..... 5:30 PM
 Dec. 21 Arkansas State at Marshall..... 7:00 PM
 Dec. 21 South Alabama vs. Arkansas . 8:00 PM
 Dec. 21 (6) Troy at Uah State 10:05 PM
 Dec. 21 (7) UALR vs. TBA TBA

Dec. 22 Georgia State at UTSA 2:00 PM
 Dec. 22 Louisiana Tech at ULM..... 8:00 PM

Dec. 27 ULM at Ohio State 7:00 PM

Dec. 28 Belhaven at Troy 8:00 PM
 Dec. 28 Brescia (Ky.) at WKU..... 8:00 PM
 Dec. 28 South Alabama at N.M. State. 9:00 PM

Dec. 29 Georgia St. at East Carolina ... 1:00 PM

Dec. 30 Grambling at UALR..... 8:00 PM
 Dec. 30 LIU-Brooklyn at Texas State.. 8:00 PM
 Dec. 30 Ole Miss at WKU 8:00 PM
 Dec. 30 Southern Ark. at Arkansas St. .8:05 PM
 Dec. 30 Cent. Methodist at La.-Lafayette .8:05 PM

Jan. 2 * Arkansas St. at UT Arlington . 8:30 PM
 Jan. 2 * UALR at Texas State 8:30 PM
 Jan. 2 * Troy at Georgia State..... 7:00 PM
 Jan. 2 * WKU at South Alabama..... TBA

Jan. 4 * La.-Lafayette at ULM 5:00 PM
 Jan. 4 * Georgia St. at South Alabama. 5:05 PM
 Jan. 4 * Arkansas St. at Texas State... 5:30 PM
 Jan. 4 * UALR at UT Arlington 6:00 PM
 Jan. 4 * WKU at Troy..... 8:30 PM

Jan. 9 * ULM at UT Arlington..... 1:00 PM
 Jan. 9 * South Alabama at UALR 8:00 PM
 Jan. 9 * Georgia State at WKU 8:00 PM
 Jan. 9 * Troy at Arkansas State..... 8:05 PM

Jan. 11 * UT Arlington at La.-Lafayette . 3:00 PM
 Jan. 11 * Texas State at ULM..... 5:00 PM
 Jan. 11 * Troy at UALR 8:00 PM
 Jan. 11 * South Alabama at Arkansas St. 8:35 PM



SUN BELT SCHEDULE

Jan. 13 * Texas State at La.-Lafayette . 8:05 PM
 Jan. 16 * Arkansas St. at Georgia St. . 7:00 PM
 Jan. 16 * UALR at WKU 8:00 PM
 Jan. 16 * La.-Lafayette at South Alabama . 8:05 PM
 Jan. 16 * Louisiana-Monroe at Troy .. 8:30 PM

Jan. 18 * UALR at Georgia State..... 2:30 PM
 Jan. 18 * ULM at South Alabama..... 5:05 PM
 Jan. 18 * UT Arlington at Texas St.... 5:30 PM
 Jan. 18 * Arkansas State at WKU 8:00 PM
 Jan. 18 * Louisiana-Lafayette at Troy. 8:30 PM
 Jan. 23 * Texas State at UALR..... 8:00 PM
 Jan. 23 * WKU at ULM 8:00 PM
 Jan. 23 * Georgia St. at La.-Lafayette . 8:15 PM
 Jan. 23 * Troy at UT Arlington..... 8:30 PM

Jan. 25 * Georgia State at ULM 5:00 PM
 Jan. 25 * WKU at La.-Lafayette 5:15 PM
 Jan. 25 * Troy at Texas State 5:30 PM
 Jan. 25 * UALR at Arkansas State..... 8:05 PM
 Jan. 25 * South Alabama at UT Arlington.8:30 PM

Jan. 30 * South Alabama at Georgia St. 7:00 PM
 Jan. 30 * La.-Lafayette at UALR..... 8:00 PM
 Jan. 30 * Arkansas State at ULM 8:00 PM
 Jan. 30 * UT Arlington at WKU..... 8:00 PM

Feb. 1 * UT Arlington at Georgia St. 2:30 PM
 Feb. 1 * UALR at South Alabama 5:05 PM
 Feb. 1 * Texas State at WKU..... 8:00 PM
 Feb. 1 * ULM at La.-Lafayette 8:15 PM
 Feb. 1 * Arkansas State at Troy..... 8:30 PM

Feb. 4 Lyon at Arkansas State..... 8:05 PM

Feb. 6 * Georgia State at UALR..... 8:00 PM
 Feb. 6 * ULM at Texas State..... 8:00 PM
 Feb. 6 * La.-Lafayette at UT Arlington . 8:30 PM
 Feb. 6 * South Alabama at Troy 8:30 PM

Feb. 8 * La.-Lafayette at Texas State . 5:30 PM
 Feb. 8 * WKU at UALR..... 8:00 PM

Feb. 10 * WKU at Arkansas State 8:05 PM

Feb. 13 * Texas State at Georgia State. 8:00 PM
 Feb. 13 * UT Arlington at ULM..... 8:00 PM
 Feb. 13 * Troy at WKU 8:00 PM
 Feb. 13 * UALR at La.-Lafayette..... 8:05 PM
 Feb. 13 * Arkansas St. at South Alabama. 8:05 PM

Feb. 15 * UALR at ULM..... 3:00 PM
 Feb. 15 * Arkansas St. at La.-Lafayette.. 5:15 PM
 Feb. 15 * South Alabama at WKU..... 8:00 PM
 Feb. 15 * Texas St. at UT Arlington ... 8:30 PM
 Feb. 15 * Georgia State at Troy..... 8:30 PM

Feb. 20 * ULM at Georgia State 7:00 PM
 Feb. 20 * South Alabama at Texas St. . 8:00 PM
 Feb. 20 * UT Arlington at Arkansas St. 8:05 PM
 Feb. 20 * Troy at Louisiana-Lafayette. 8:05 PM

Feb. 22 * La.-Lafayette at Georgia St. . 2:30 PM
 Feb. 22 * UT Arlington at UALR..... 8:00 PM
 Feb. 22 * ULM at WKU 8:00 PM
 Feb. 22 * Texas State at Arkansas St.... 8:05 PM
 Feb. 22 * Troy at South Alabama 8:05 PM

Feb. 27 * South Alabama at ULM..... 8:00 PM
 Feb. 27 * WKU at Texas State..... 8:00 PM
 Feb. 27 * UALR at Troy 8:00 PM
 Feb. 27 * Georgia St. at UT Arlington 8:30 PM

Mar. 1 * Troy at ULM..... 5:00 PM
 Mar. 1 * Georgia State at Texas State. 5:30 PM
 Mar. 1 * Arkansas State at UALR..... 8:00 PM
 Mar. 1 * WKU at UT Arlington..... 8:30 PM

Mar. 2 * South Alabama at La.-Lafayette . 6:15 PM

Mar. 4 * Georgia St. at Arkansas St. .. 8:05 PM

Mar. 6 * UT Arlington at Troy 8:00 PM
 Mar. 6 * La.-Lafayette at WKU 8:00 PM
 Mar. 6 * ULM at Arkansas State 8:05 PM
 Mar. 6 * Texas St. at South Alabama . 8:05 PM

Mar. 8 * WKU at Georgia State 2:30 PM
 Mar. 8 * ULM at UALR..... 8:00 PM
 Mar. 8 * La.-Lafayette at Arkansas St.8:05 PM
 Mar. 8 * UT Arlington at South Alabama.8:05 PM
 Mar. 8 * Texas State at Troy..... 8:30 PM

Sun Belt Conference Championship New Orleans, La.

Mar. 13 Game 1 - No. 5 vs. No. 8 7:00 PM
 Mar. 13 Game 2 - No. 6 vs. No. 7..... 9:30 PM

Mar. 14 Game 3 - No. 4 vs Winner Gm. 1 7:00 PM
 Mar. 14 Game 4 - No. 3 vs Winner Gm. 2 9:30 PM

Mar. 15 Game 5 - No. 1 vs. Winner Gm. 3 ..3:00 PM
 Mar. 15 Game 6 - No. 2 vs. Winner Gm. 4 5:30 PM

Mar. 16 Championship Game..... 1:00 PM

* Denotes Sun Belt Conference game
 All times Central (CT) and subject to change

- (1) Preseason NIT
 (Hosts: Duke, Alabama, Rutgers, Arizona)
- (2) Keightley Classic (Various Locations)
- (3) CBE Classic (Mobile, Ala.)
- (4) E.A. Sports Maui Mainland Invitational
 (Conway, S.C.)
- (5) 2013 Cure UCD Classic by Plan BC3
 (Puerto Vallarta, Mexico)
- (6) Basketball Travelers Classic (Logan, Utah)
- (7) BVI Tropical Shootout
 (Tortola, British Virgin Islands)





Formed in 1976 the Sun Belt Conference quickly rose to the greatest heights of collegiate athletics and the league continues to find itself at the pinnacle of competition as a member of the 10-league alliance of the Bowl Championship Series and soon-to-be College Football Playoff.

Because of its status as a member of the Football Bowl Subdivision, the Sun Belt Conference has a permanent seat on the NCAA's 18-member Board of Directors. As a result, the conference has a crucial voice on some of the most pressing issues in college athletics and will always have a role in the implementation of any future NCAA legislation and guidelines.

The conference continues to utilize television to grow and promote the league and its member institutions. The Sun Belt Conference signed a new multi-year agreement with ESPN, Inc. in 2012 that results in unprecedented national coverage for the league. Fans of the Sun Belt Conference can look forward to seeing more Sun Belt teams playing on national television on ESPN and ESPN2 and additionally the ESPN deal will result in more coverage on ESPNU. ESPN will continue to televise the conference's men's basketball championship game for the 32nd straight season in 2013, marking its longest affiliation with any conference in the country.

The conference's regional television partnership with Comcast/Charter Sports Southeast (CSS) and Cox Sports Television (CST) enables live telecasts of Sun Belt events to reach millions of households. The addition of volleyball, baseball and softball to the conference's television package has resulted in more national and regional television expo-

SUN BELT MEMBERS

| |
|----------------------|
| Arkansas-Little Rock |
| Arkansas State |
| Georgia State |
| Louisiana-Lafayette |
| Louisiana-Monroe |
| South Alabama |
| UT Arlington |
| Texas State |
| Troy |
| Western Kentucky |

sure for the league than at any time in its history.

Success has been easy to find in recent years as well.

Over the last five years the Sun Belt Conference ranks sixth out of the 11 FBS conferences in postseason bowl game winning percentage. In fact, the Sun Belt Conference ranks ahead of noted "BCS AQ" leagues – the ACC, Pac-12 and the Big Ten.

The Sun Belt Conference maintains tie-ins with the GoDaddy Bowl and the R+L Carriers New Orleans Bowl. A team from the Sun Belt Conference has played in the R+L Carriers New Orleans Bowl since its inception in 2001. The SBC has won four consecutive R+L Carriers New Orleans Bowl games and six out of the last seven. The GoDaddy bowl, meanwhile, has a four-year agreement in place with the Sun Belt Conference and Mid-American Conference to provide teams for the game.

Sun Belt student-athletes have a history of performing well in the class room as well. With sights set on raised benchmarks, 96.2% of teams that will make

up the 2013-14 Sun Belt Conference are performing above the future Academic Progress Rate (APR) standard of 930 as the NCAA released its latest figures in June. Beginning with 2012-13 NCAA Championships, teams must earn a minimum 900 four-year APR or a 930 average over the most recent two years to be eligible to participate. For 2014-15 championships, teams must earn a 930 four-year average APR or a 940 average over the most recent two years to participate in championships. In 2015-16 and beyond, teams must earn a four-year APR of 930 to compete in championships. 153 of 159 Sun Belt teams are currently performing above the 930 benchmark.

Prominent Sun Belt alumni include Lyndon B. Johnson, former President of the United States (Texas State), former All-Star baseball player Luis Gonzalez (South Alabama), former member of the United States Senate and House of Representatives John Breaux (Louisiana-Lafayette), country music superstar Tim McGraw (Louisiana-Monroe), CEO of Duck Commander and Buck Commander Willie Robertson (Louisiana-Monroe) and DeMarcus Ware, an All-Pro NFL linebacker (Troy).

The Sun Belt Conference has eight football members for 2013-14 – Arkansas State, Georgia State, Louisiana-Lafayette, Louisiana-Monroe, South Alabama, Texas State, Troy and Western Kentucky University, while UALR and UT Arlington compete as non-football members. Come the 2014 season, the Sun Belt will have four new members in the league as Appalachian State and Georgia Southern will join as all-sports members and Idaho and New Mexico State will join as football playing members.



SUN BELT™
CONFERENCE

2014 MEN'S BASKETBALL CHAMPIONSHIP MARCH 13-16 - LAKEFRONT ARENA - NEW ORLEANS

Opening Round
Thursday, March 13

Quarterfinals
Friday, March 14

Semifinals
Saturday, March 15

Championship
Sunday, March 16

No. 5 Seed

6 p.m. (CT)
Sun Belt Network

No. 8 Seed

6 p.m. (CT)
Sun Belt Network

No. 4 Seed

2 p.m. (CT)
Sun Belt Network

No. 1 Seed



12 p.m. (CT)
ESPN2

Champion

No. 2 Seed

4:30 p.m. (CT)
Sun Belt Network

No. 3 Seed

8:30 p.m. (CT)
Sun Belt Network

No. 6 Seed

8:30 p.m. (CT)
Sun Belt Network

No. 7 Seed







DENNY
BURGUILLOS
SENIOR

KEVIN
SHAW
JUNIOR

RYANN
GREEN
JUNIOR

GEORGIA STATE

MEN'S BASKETBALL